



US00D402191S

United States Patent [19]
Feder

[11] **Patent Number: Des. 402,191**
[45] **Date of Patent: **Dec. 8, 1998**

[54] **ELASTIC CONNECTOR**

[76] Inventor: **Irving Feder**, 1982 NE. 147th Ter.,
Miami, Fla. 33181

[**] Term: **14 Years**

[21] Appl. No.: **58,917**

[22] Filed: **Aug. 28, 1996**

[51] **LOC (6) Cl. 08-08**

[52] **U.S. Cl. D8/395**

[58] **Field of Search D8/394-396, 382;**
24/16 PB, 17 B, 3.13, 3.3, 298, 300, 301,
302, 335, 336, 339, DIG. 16, 30.5 R

[56] **References Cited**

U.S. PATENT DOCUMENTS

1,386,058	8/1921	Henderson	24/305 R
2,798,409	7/1957	Speers	24/3.13
3,326,258	6/1967	Stucker	24/3.13
3,751,769	8/1973	Reiner	24/300
3,919,740	11/1975	Scherb	24/301

3,990,404	11/1976	McNicoll	24/298
4,159,792	7/1979	Siegal	24/3.13
4,564,230	1/1986	Haist	24/298
5,425,485	6/1995	Carlo	24/298
5,459,905	10/1995	Voyre	24/301

Primary Examiner—B.J. Bullock
Attorney, Agent, or Firm—Herbert L. Lerner; Laurence A. Greenberg

[57] **CLAIM**

The ornamental design for an elastic connector, as shown and described.

DESCRIPTION

FIG. 1 is a top perspective view of an elastic connector of my design;
FIG. 2 is a bottom plan view thereof;
FIG. 3 is a rear elevational view thereof;
FIG. 4 is a front elevational view thereof;
FIG. 5 is a left side-elevational view thereof; and,
FIG. 6 is a right side-elevational view thereof.

1 Claim, 2 Drawing Sheets

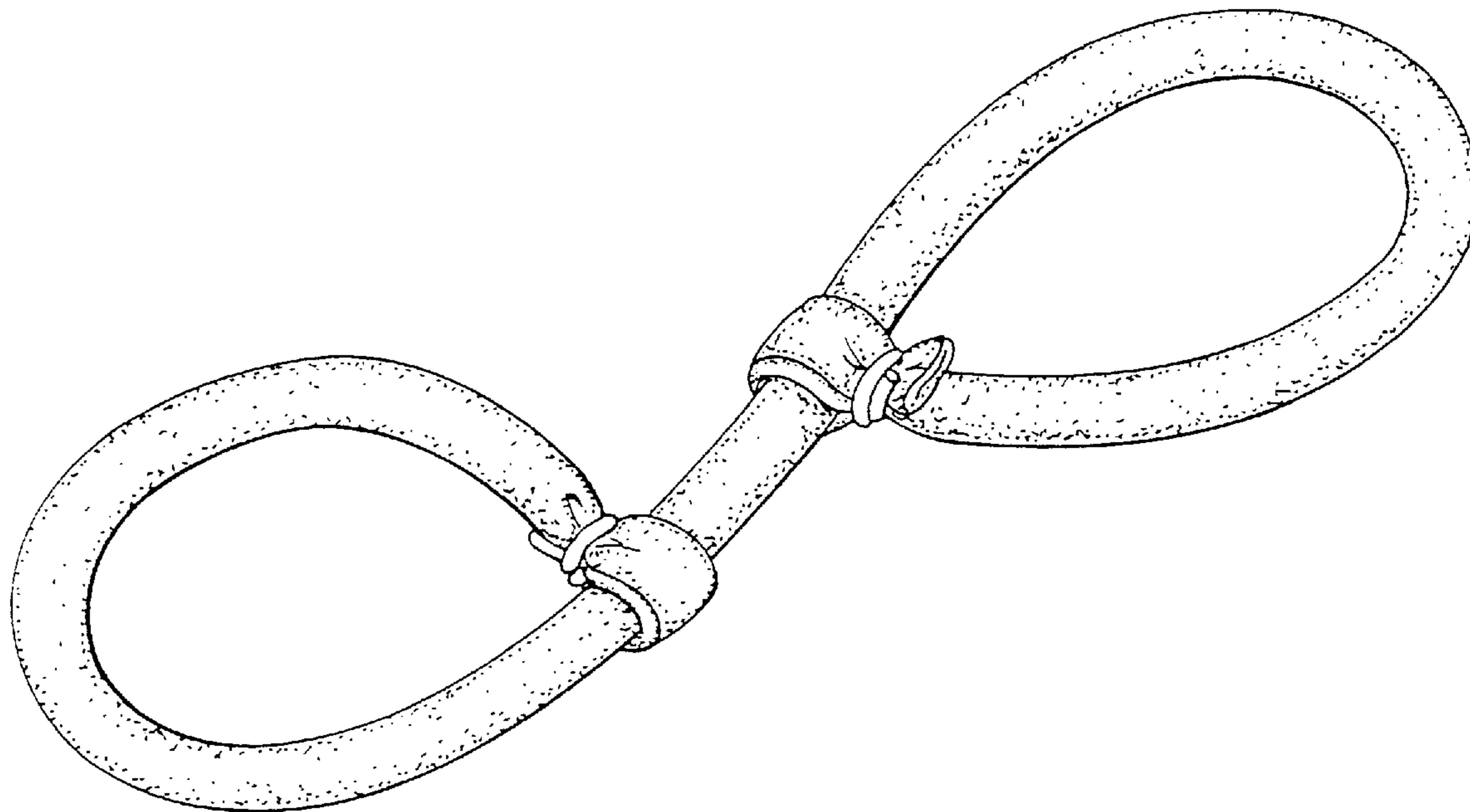


FIG. 1

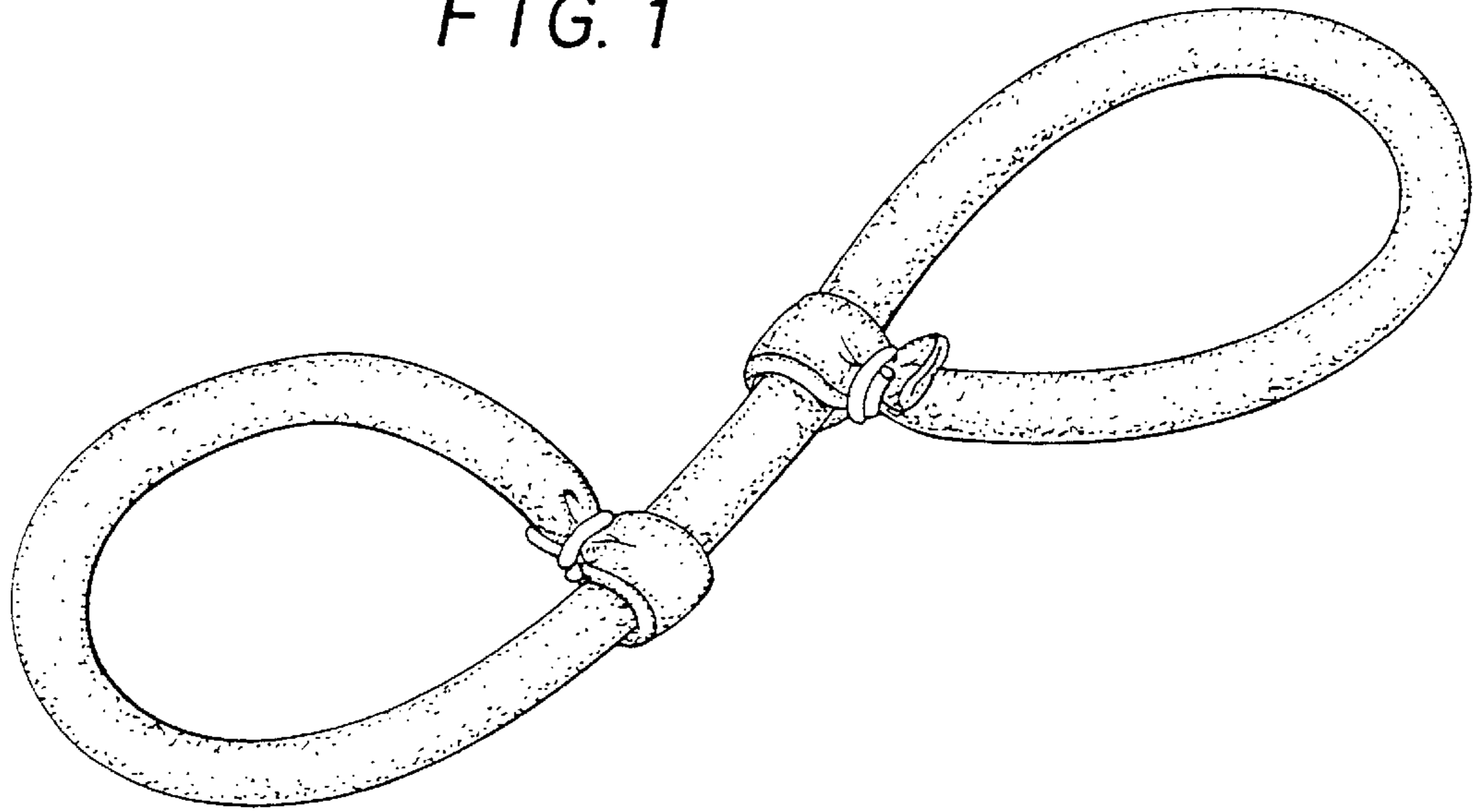


FIG. 4



FIG. 6



FIG. 2

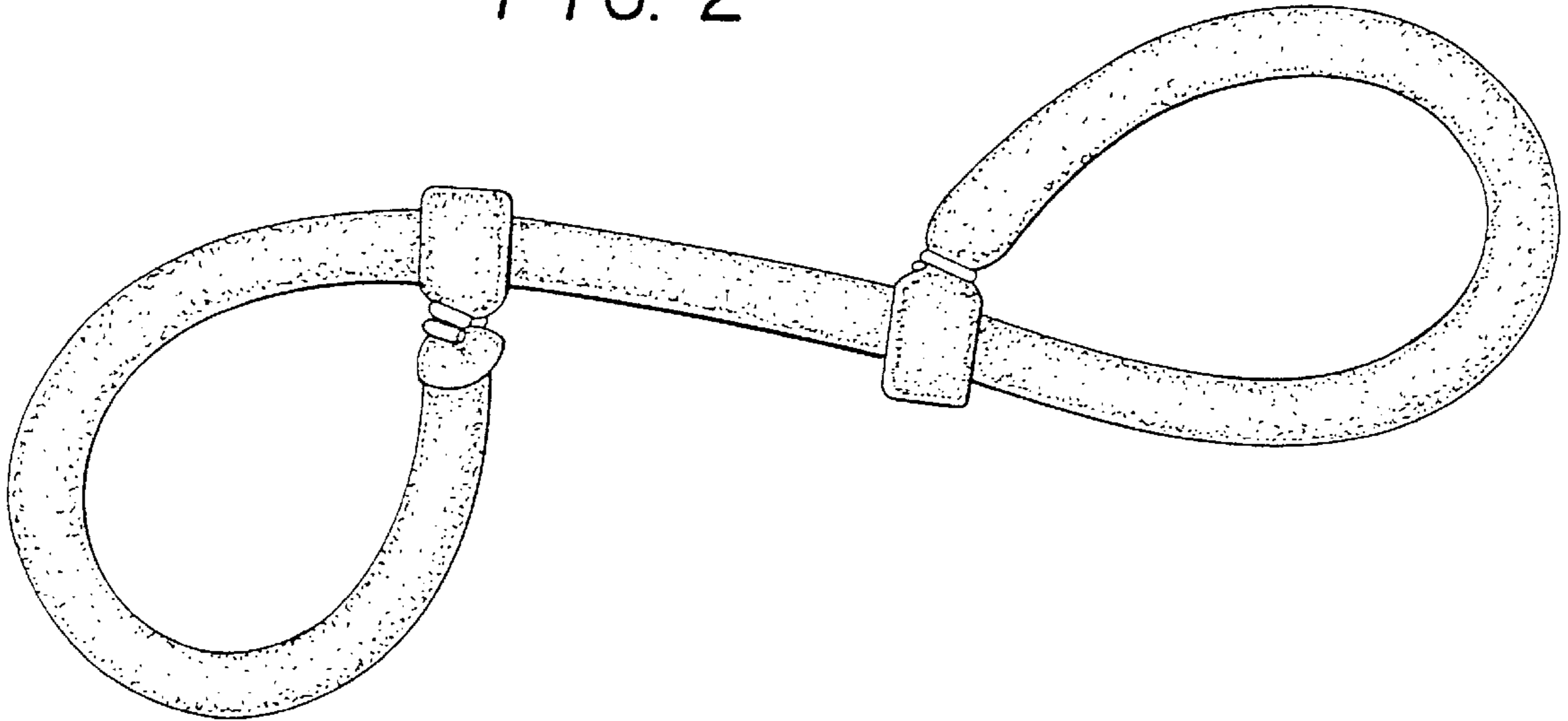


FIG. 3




FIG. 5

