



US00D402183S

**United States Patent** [19]  
**Bellehumeur**

[11] **Patent Number: Des. 402,183**  
[45] **Date of Patent: \*\*Dec. 8, 1998**

[54] **PICTURE FRAME STABLIZER**

14796 6/1909 United Kingdom ..... 248/489  
225830 3/1925 United Kingdom ..... 248/489

[76] Inventor: **Alex R. Bellehumeur**, 6242 Napoli Ct.,  
Long Beach, Calif. 90803

*Primary Examiner*—Holly Baynham  
*Attorney, Agent, or Firm*—Edgar W. Averill, Jr.

[\*\*] Term: **14 Years**

[57] **CLAIM**

[21] Appl. No.: **35,163**

The ornamental design for a picture frame stablizer, as shown and described.

[22] Filed: **Feb. 21, 1995**

[51] **LOC (6) Cl.** ..... **08-05**

[52] **U.S. Cl.** ..... **D8/349**

[58] **Field of Search** ..... D8/349, 354, 373;  
248/489-491, 496-497

**DESCRIPTION**

[56] **References Cited**

**U.S. PATENT DOCUMENTS**

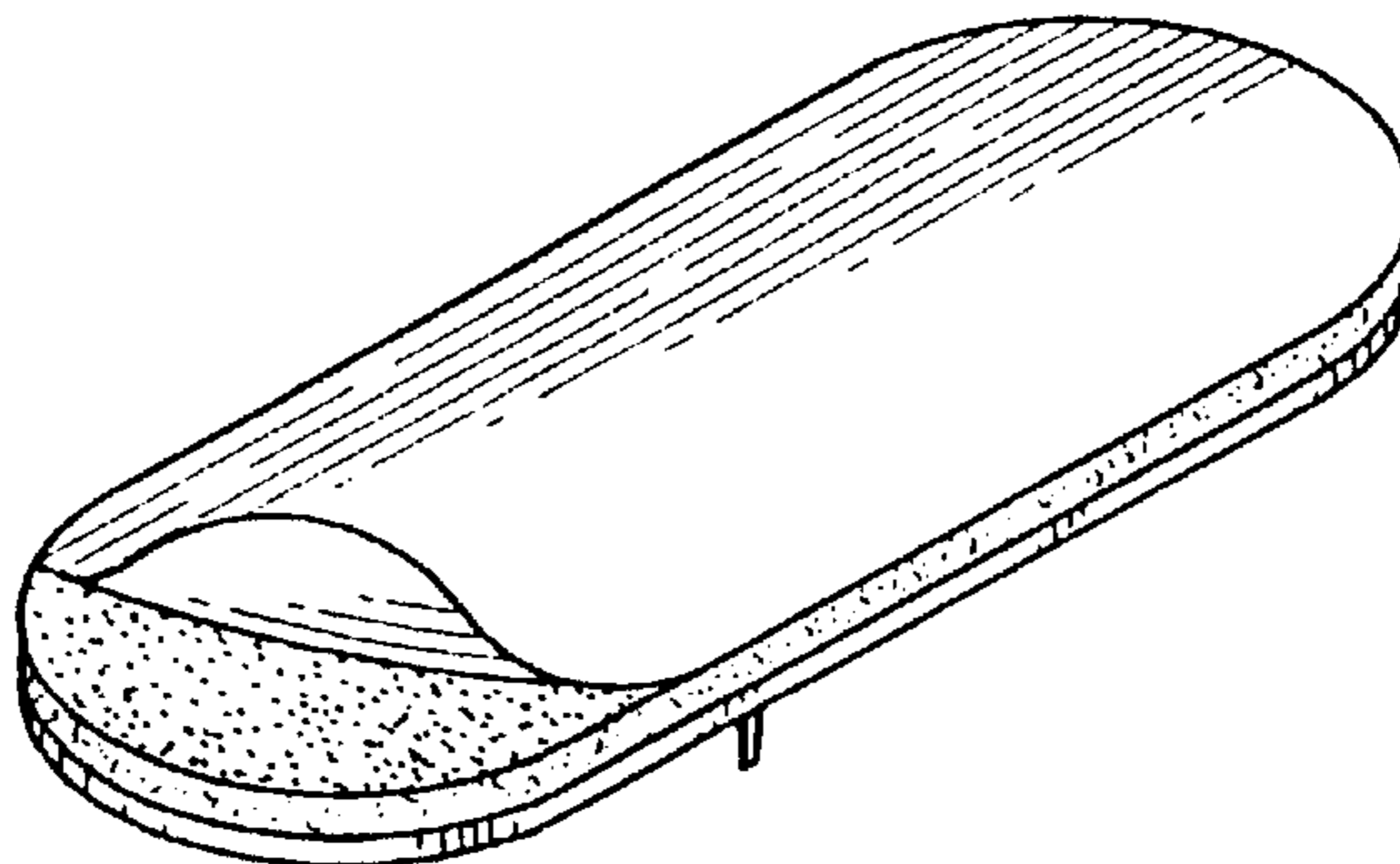
D. 235,308 6/1975 Clarke ..... D8/373  
1,297,584 3/1919 Mock ..... 248/489 X  
1,413,833 4/1922 David ..... 248/489 X  
1,901,644 3/1933 Harsin ..... 248/489 X

FIG. 1 is perspective view showing the top front and left side of the picture frame stablizer showing my new design; FIG. 2 is a bottom, rear, right side perspective view thereof; FIG. 3 is a top view thereof; FIG. 4 is a front view thereof with the rear view being a mirror image; FIG. 5 is a right side view thereof; FIG. 6 is a bottom view thereof; FIG. 7 is a perspective view showing the top, front and left side of an alternate embodiment of the picture frame stablizer of FIG. 1.


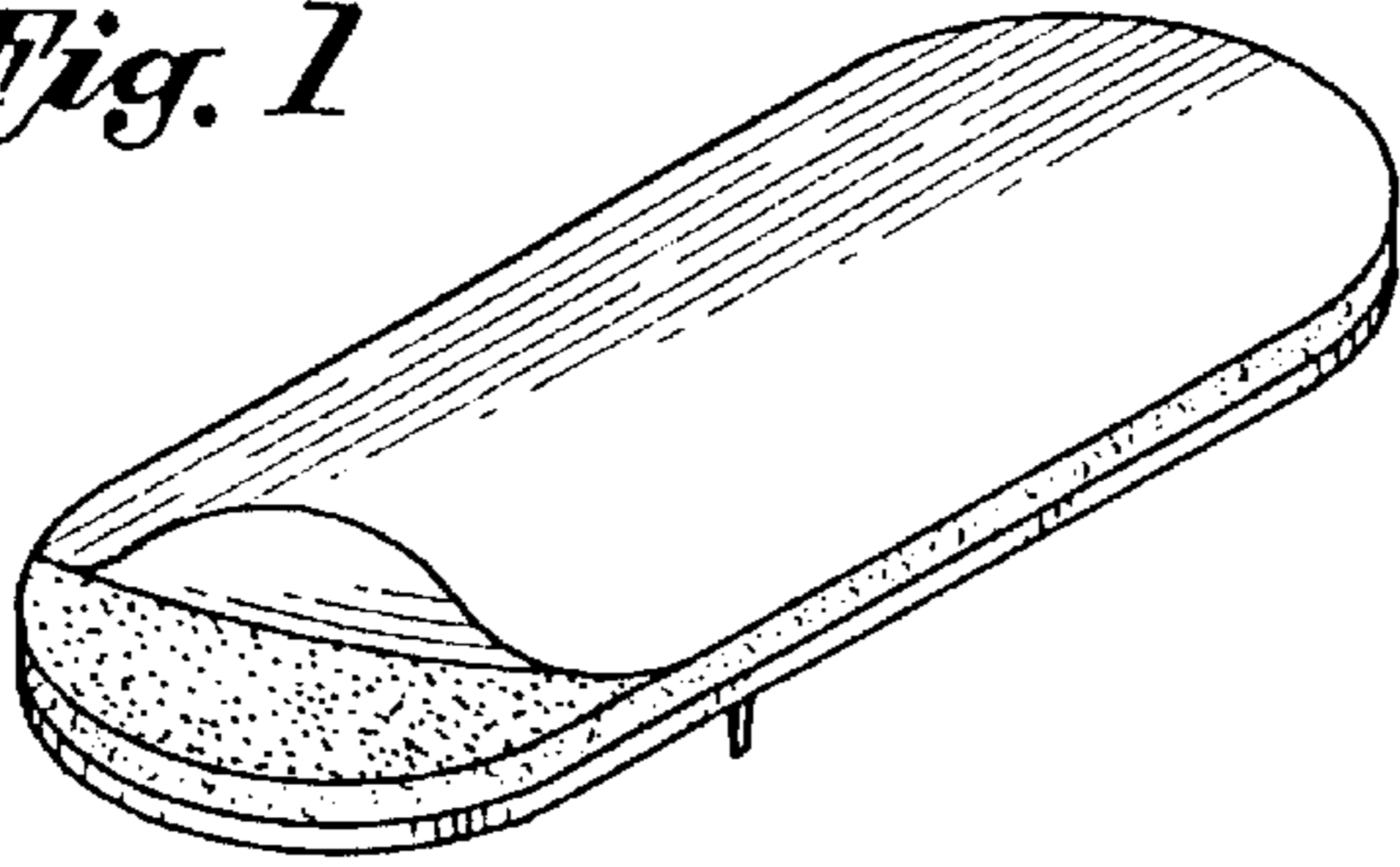
**FOREIGN PATENT DOCUMENTS**

409807 5/1924 Germany ..... 248/489

**1 Claim, 1 Drawing Sheet**




*Fig. 1*

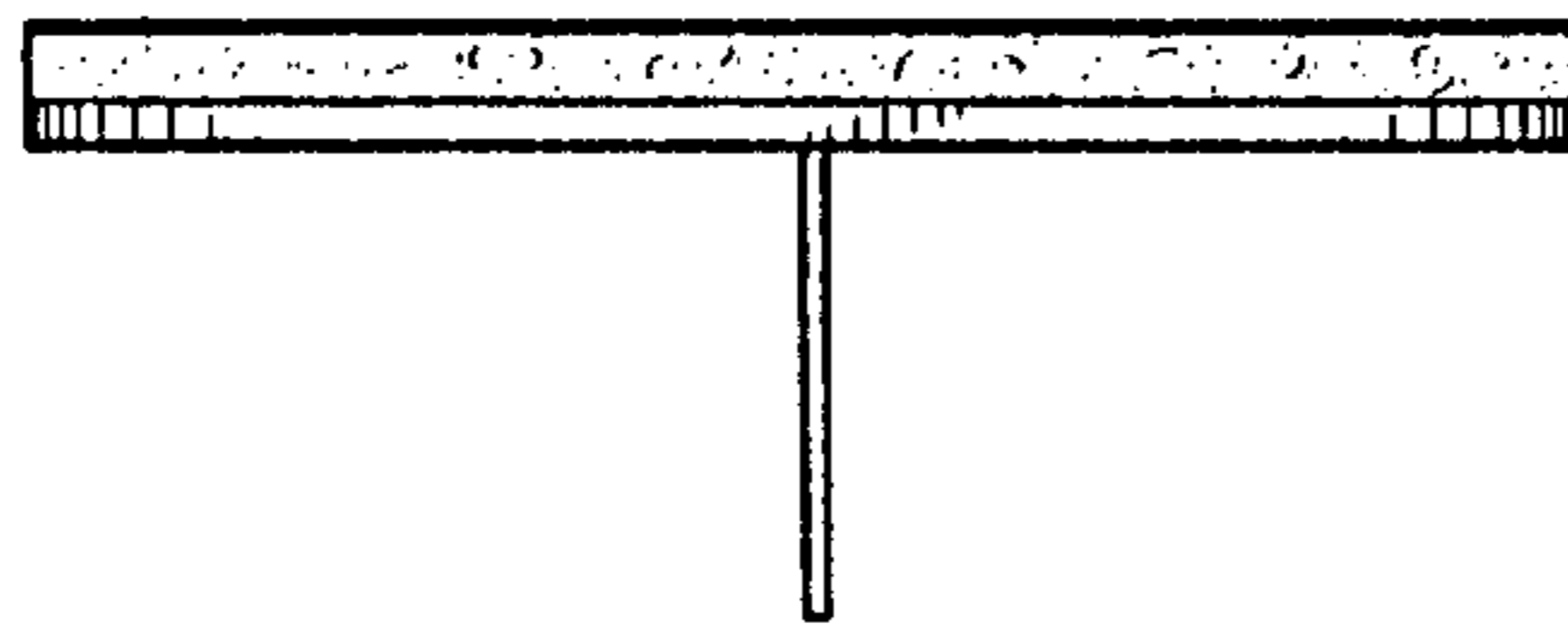


*Fig. 2*

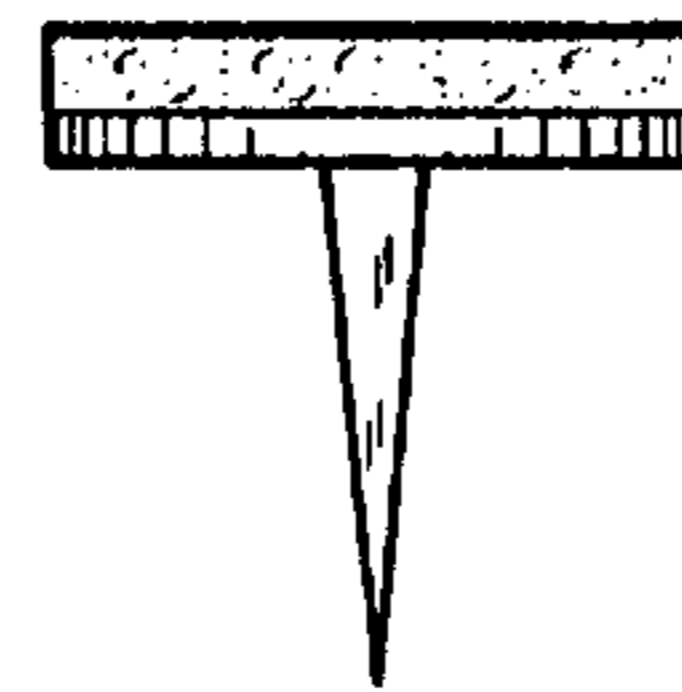
*Fig. 3*




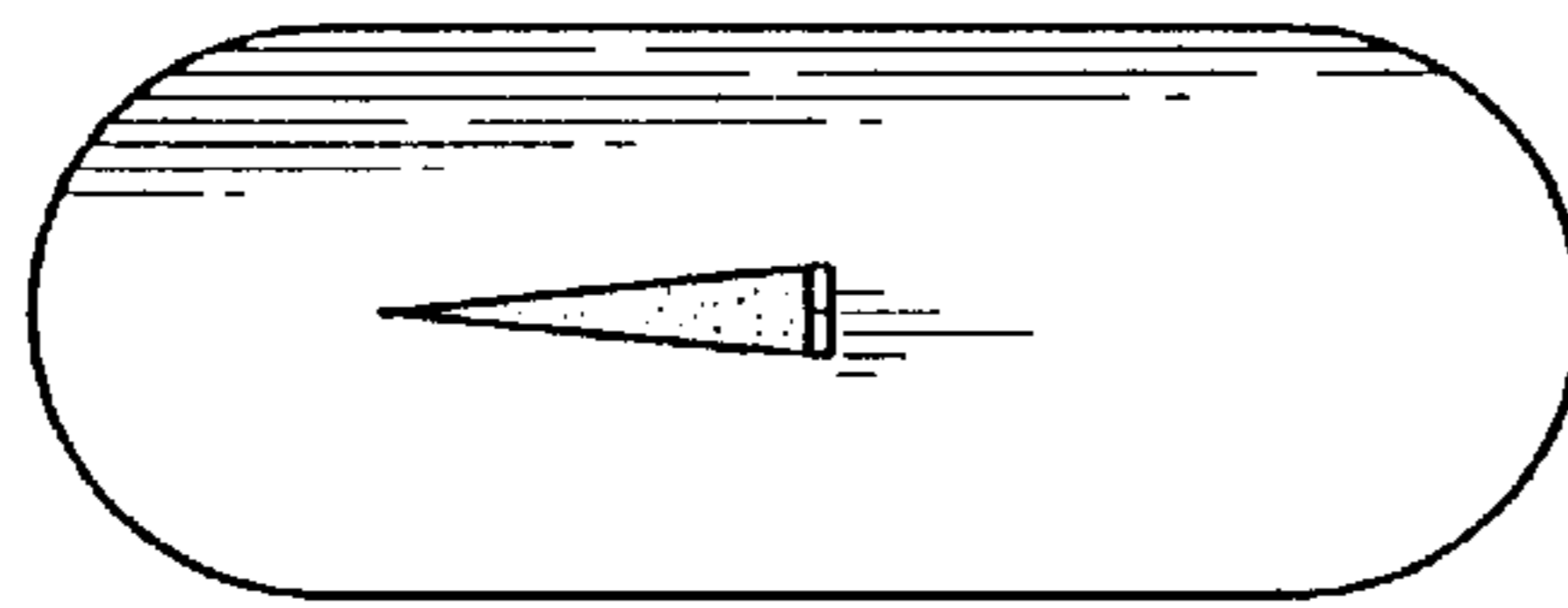
*Fig. 4*



*Fig. 5*



*Fig. 6*



*Fig. 7*