



US00D402176S

# United States Patent [19]

Lauster et al.

[11] **Patent Number:** **Des. 402,176**

[45] **Date of Patent:** **\*\*Dec. 8, 1998**

[54] **SCREWDRIVER HANDLE**

[75] Inventors: **Peter Lauster**, Neckartenzlingen;  
**Oliver Grill**, Süssen; **Hardy Haberstroh**, Schönwald, all of Germany

[73] Assignee: **Willi Hahn GmbH & Co. KG**, Schonach, Germany

[\*\*] Term: **14 Years**

[21] Appl. No.: **73,792**

[22] Filed: **Jul. 17, 1997**

[30] **Foreign Application Priority Data**

Jan. 17, 1997 [DE] Germany ..... M 97 00 535.5

[51] **LOC (6) Cl.** ..... **08-04**

[52] **U.S. Cl.** ..... **D3/83; D8/107**

[58] **Field of Search** ..... D8/82, 83, 107,  
D8/84, 85; 81/177.1, 489, 439, 440, 441,  
436, 437

[56] **References Cited**

**U.S. PATENT DOCUMENTS**

- D. 256,547 8/1980 Holland-Letz ..... D8/83
- D. 307,236 4/1990 Cascio et al. .... D8/83
- D. 310,011 8/1990 Holland-Letz ..... D8/82
- D. 346,943 5/1994 Haberstroh ..... D8/83
- D. 371,499 7/1996 Gomas ..... D8/83
- D. 372,411 8/1996 Ho ..... D8/83

- D. 375,669 11/1996 Shaio ..... D8/83
- D. 384,565 10/1997 Lin ..... D8/83
- D. 386,382 11/1997 Shaio ..... D3/107
- 3,173,462 3/1965 Koepfel ..... D8/82
- 4,951,533 8/1990 Hillinger ..... D8/83

*Primary Examiner*—Philip S. Hyder  
*Attorney, Agent, or Firm*—Friedman Siegelbaum LLP

[57] **CLAIM**

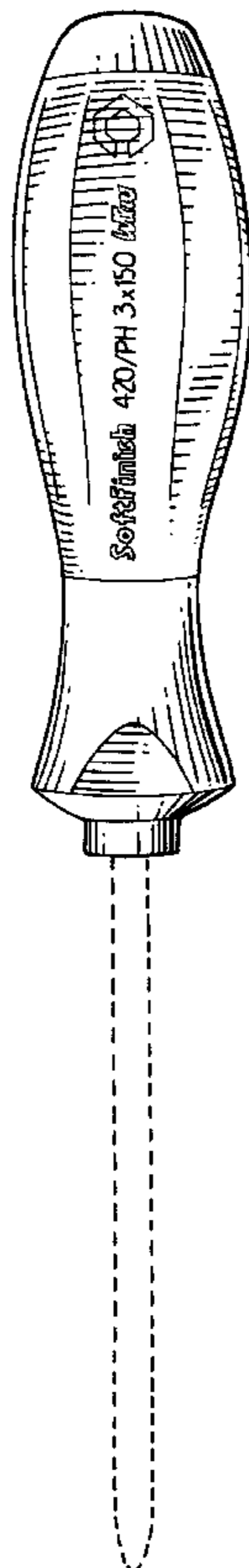
The ornamental design for a screwdriver handle, as shown and described.

**DESCRIPTION**

FIG. 1 is a top view of the screwdriver handle showing our new design;  
 FIG. 2 is a bottom view of the screwdriver handle shown in FIG. 1;  
 FIG. 3 is a side view of the screwdriver handle;  
 FIG. 4 is a side view of the opposite side of the screwdriver handle;  
 FIG. 5 is a rear grasping end view of the screwdriver handle;  
 FIG. 6 is a front working end view of the screwdriver handle;  
 FIG. 7 is a cross-section view taken along line 7—7 of FIG. 2; and,  
 FIG. 8 is a cross-section view taken along line 8—8 of FIG. 2.

The broken line showings of the blade are for illustrative purposes only and form no part of the claimed design.

**1 Claim, 4 Drawing Sheets**



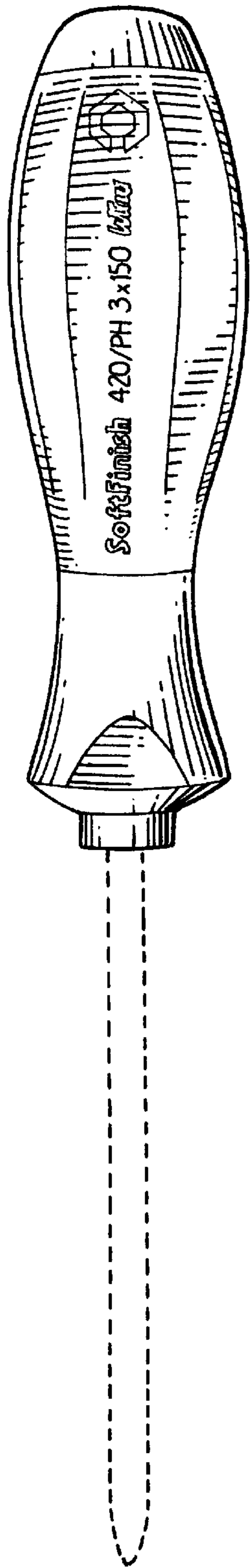


FIG. 1

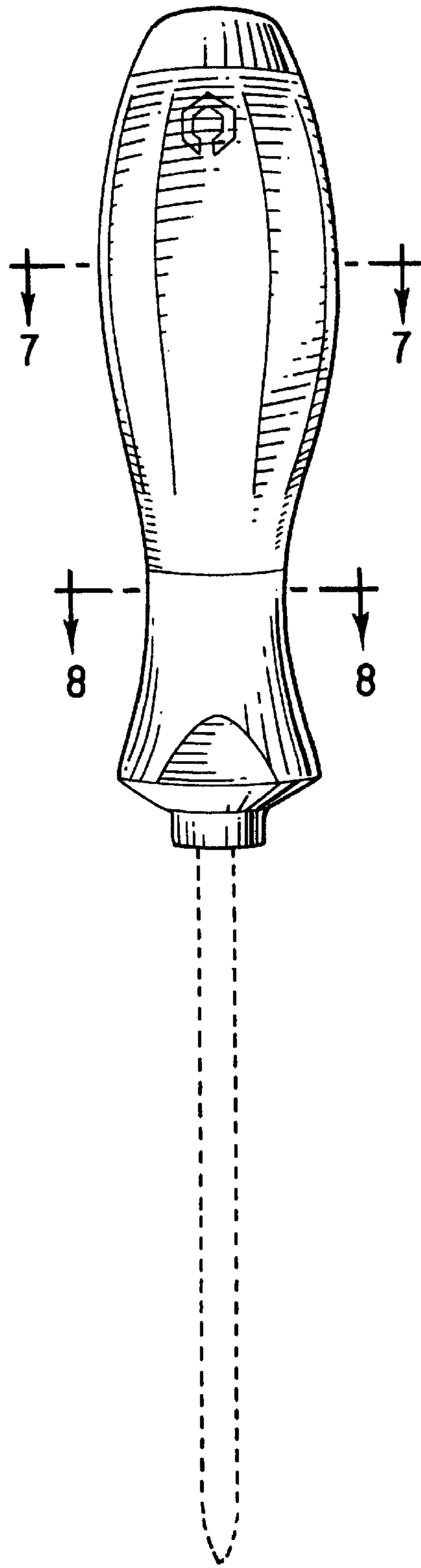


FIG. 2

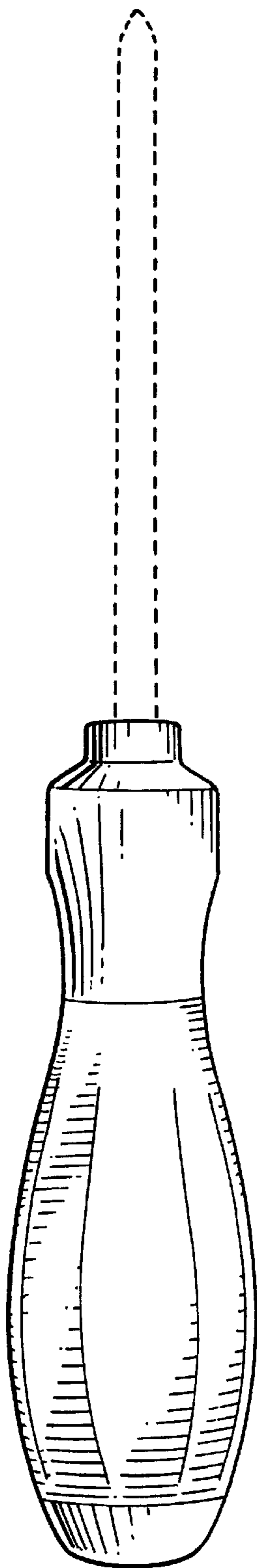


FIG. 3

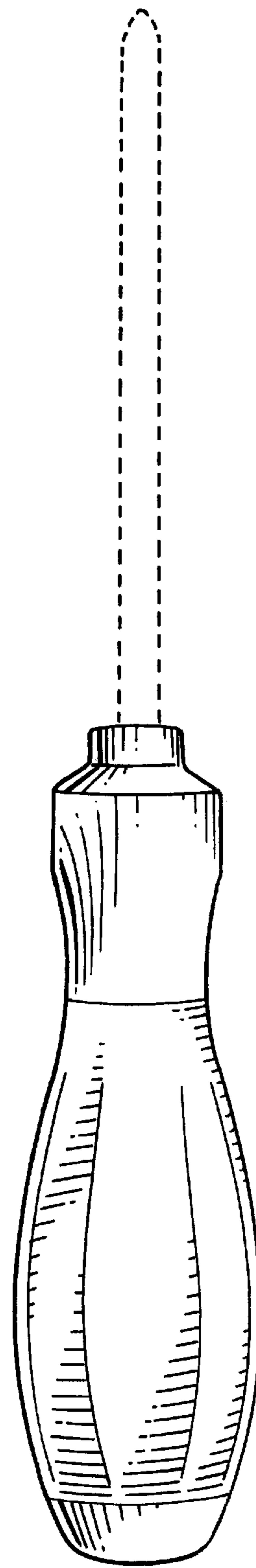


FIG. 4

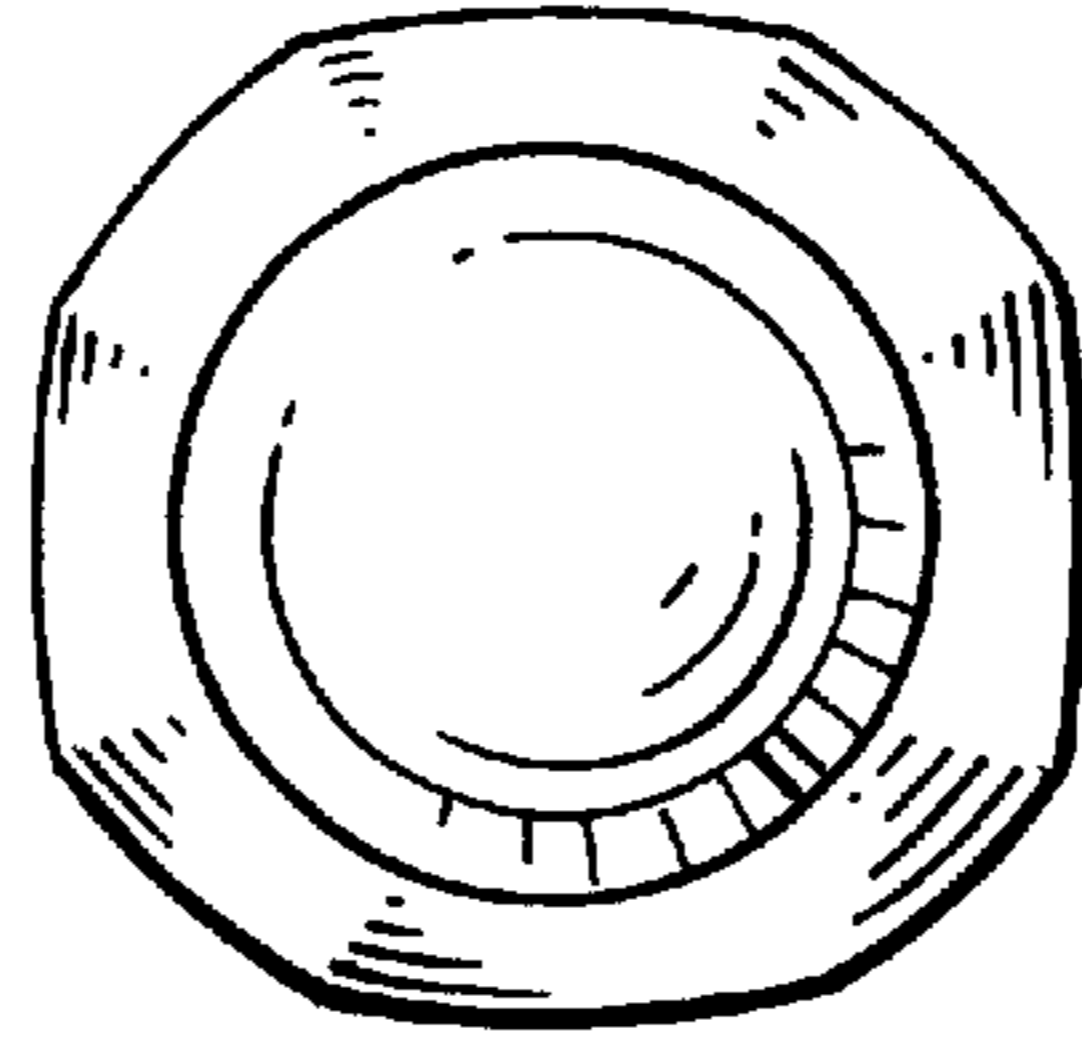


FIG. 5

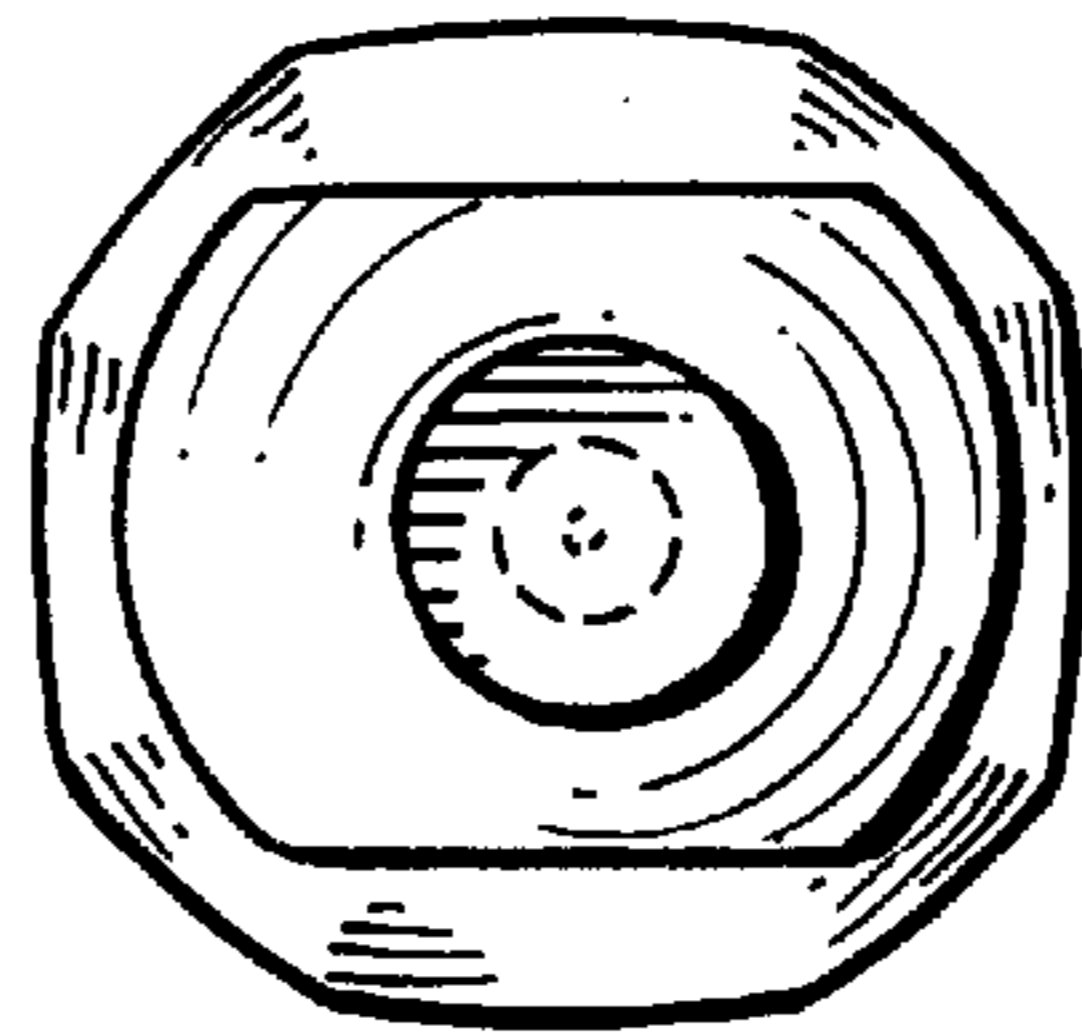


FIG. 6

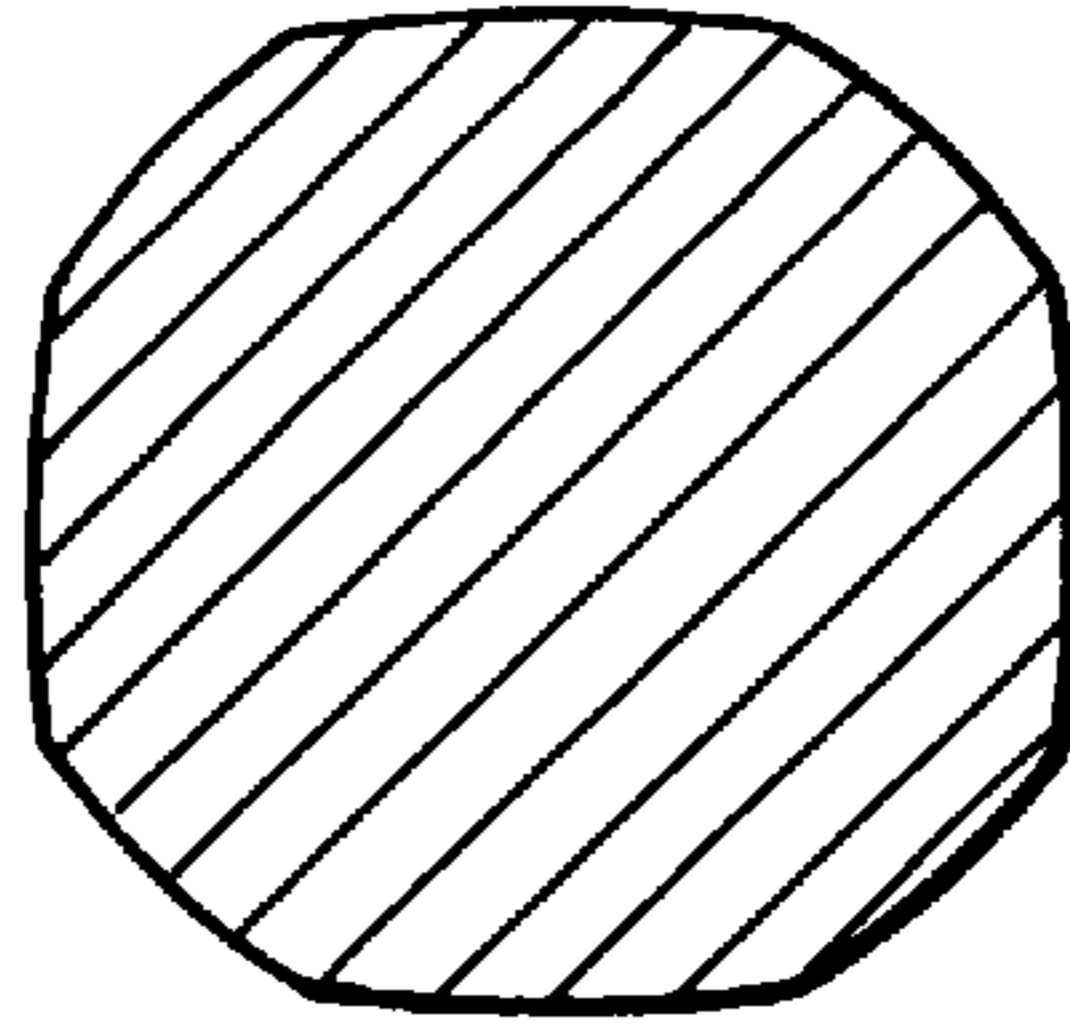


FIG. 7

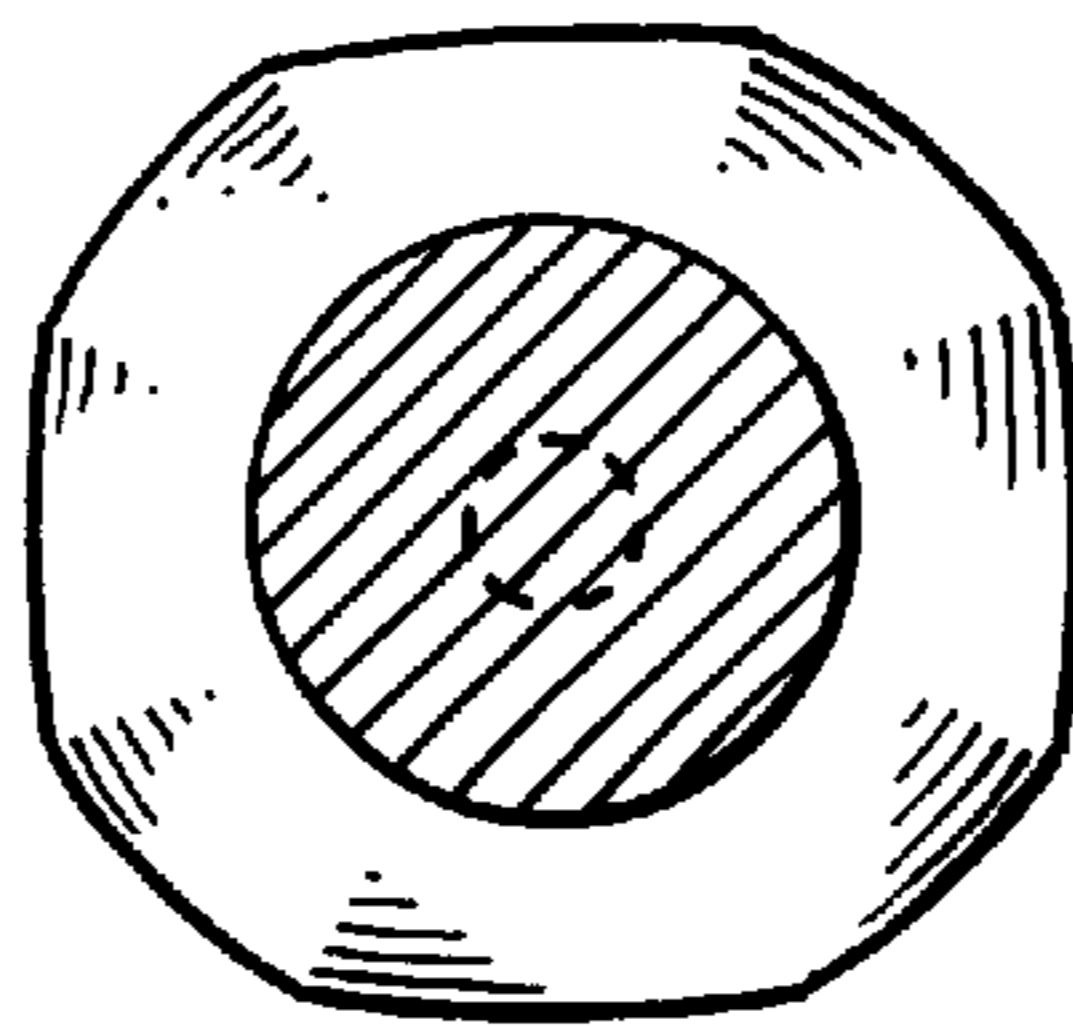


FIG. 8