



US00D402174S

United States Patent [19] Gstalter

[11] **Patent Number: Des. 402,174**

[45] **Date of Patent: ***Dec. 8, 1998**

[54] **SCISSORS**

[75] Inventor: **Bruno Gstalter**, Poisy, France

[73] Assignee: **Manufacture D'Articles De Precision Et De Dessin**, Argonay, France

[*] Notice: The term of this patent shall not extend beyond the expiration date of Pat. No. D. 395,584.

[**] Term: **14 Years**

[21] Appl. No.: **66,878**

[22] Filed: **Feb. 24, 1997**

[30] **Foreign Application Priority Data**

Sep. 23, 1996 [XH] Hague Agreement DM/037 612

[51] **LOC (6) Cl.** **08-03**

[52] **U.S. Cl.** **D8/57; D8/98**

[58] **Field of Search** D8/57, 98, 99, D8/105; D19/65, 99, 100; 30/194, 195, 230-235, 238, 255, 244, 120, 145, 146, 254, 256-260, 266

[56] **References Cited**

U.S. PATENT DOCUMENTS

D. 227,338 6/1973 Bäckström D8/57
D. 237,937 12/1975 Bäckström D8/57

D. 238,245 12/1975 Bäckström D8/57
D. 258,042 1/1981 Bäckström D8/57
D. 272,227 1/1984 Lindeén et al. D8/57
D. 353,087 12/1994 Ramsey et al. D8/57
5,341,573 8/1994 Linden et al. 30/254

FOREIGN PATENT DOCUMENTS

1442620 7/1976 United Kingdom D8/57 X

OTHER PUBLICATIONS

Hong Kong Enterprise, p. 178, see item #TA-11, upper right Nov. 1988.

Primary Examiner—Martie K. Holtje
Attorney, Agent, or Firm—Mathews, Collins, Shepherd & Gould, P.A.

[57] **CLAIM**

I claim, the ornamental design for scissors, as shown and described.

DESCRIPTION

FIG. 1 is a side perspective view of scissors showing my new design;
FIG. 2 is a side elevational view thereof;
FIG. 3 is a side elevational view thereof, taken from the side opposite that shown in FIG. 2;
FIG. 4 is a bottom plan view thereof; and,
FIG. 5 is a top plan view thereof.

1 Claim, 5 Drawing Sheets




FIG. 1




FIG. 2




FIG. 3




FIG. 4



FIG. 5

