



US00D402173S

United States Patent [19]
Woodley

[11] **Patent Number:** **Des. 402,173**
[45] **Date of Patent:** ****Dec. 8, 1998**

[54] **RAKE**
[76] Inventor: **Michael Woodley**, 4572 Mimosa St.,
Yorba Linda, Calif. 92886
[**] Term: **14 Years**
[21] Appl. No.: **81,110**
[22] Filed: **Dec. 22, 1997**
[51] **LOC (6) Cl.** **08-01**
[52] **U.S. Cl.** **D8/13**
[58] **Field of Search** D8/13; 56/400.01,
56/400.04-400.21

4,866,922 9/1989 Clark .
4,871,029 10/1989 Rosin .
5,182,899 2/1993 Sun .
5,185,992 2/1993 Garcia .
5,230,385 7/1993 Dinatale .
5,287,688 2/1994 Sun et al. .
5,297,306 3/1994 Shandeol .
5,343,684 9/1994 Siler .

Primary Examiner—Holly Baynham
Attorney, Agent, or Firm—James C. Weseman; The Law
Offices of James C. Weseman

[57] **CLAIM**

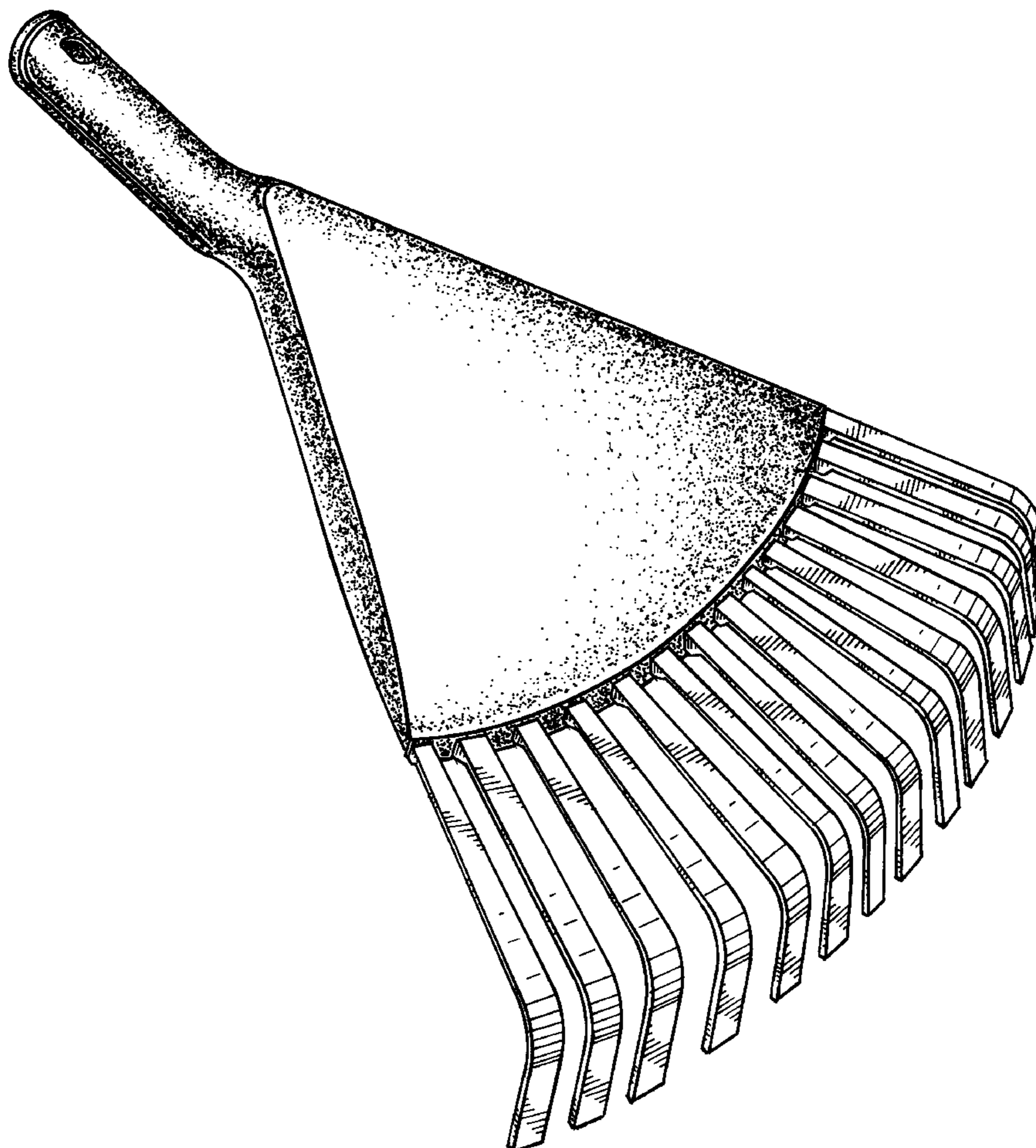
The ornamental design for a rake, as shown and described.

[56] **References Cited**
U.S. PATENT DOCUMENTS
D. 248,612 7/1978 Oas D8/13
D. 298,726 11/1988 Carpenter D8/13
D. 298,907 12/1988 Bonnes D8/13
D. 347,557 6/1994 Schuele D8/13
D. 352,874 11/1994 Garcia D8/13
1,870,739 8/1932 Lambert 56/400.17
3,724,188 4/1973 Eads 56/400.17
4,212,150 7/1980 Dinochowski .
4,216,831 8/1980 Ritchie .
4,545,189 10/1985 Nelson .

DESCRIPTION

FIG. 1 is a perspective view of the present rake;
FIG. 2 is a bottom plan view of the rake of FIG. 1;
FIG. 3 is a top plane view of the rake of FIG. 1;
FIG. 4 is a side elevation view of the rake of FIG. 1;
FIG. 5 is a rear elevation view of the rake of FIG. 1;
FIG. 6 is a front elevation view of the rake of FIG. 1; and,
FIG. 7 is a sectional view taken along line 7—7 of the rake
of FIG. 1.

1 Claim, 4 Drawing Sheets



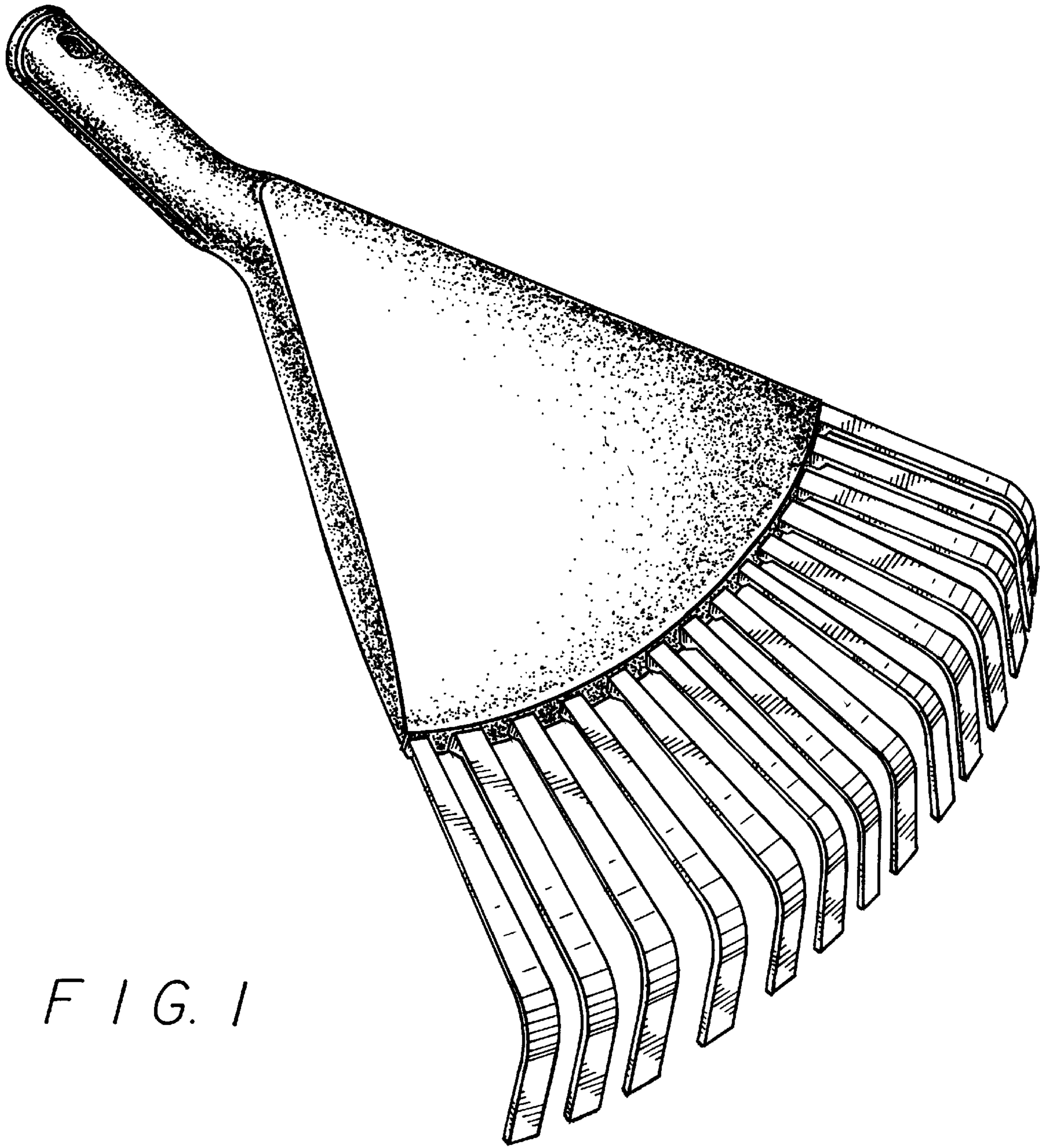


FIG. 1

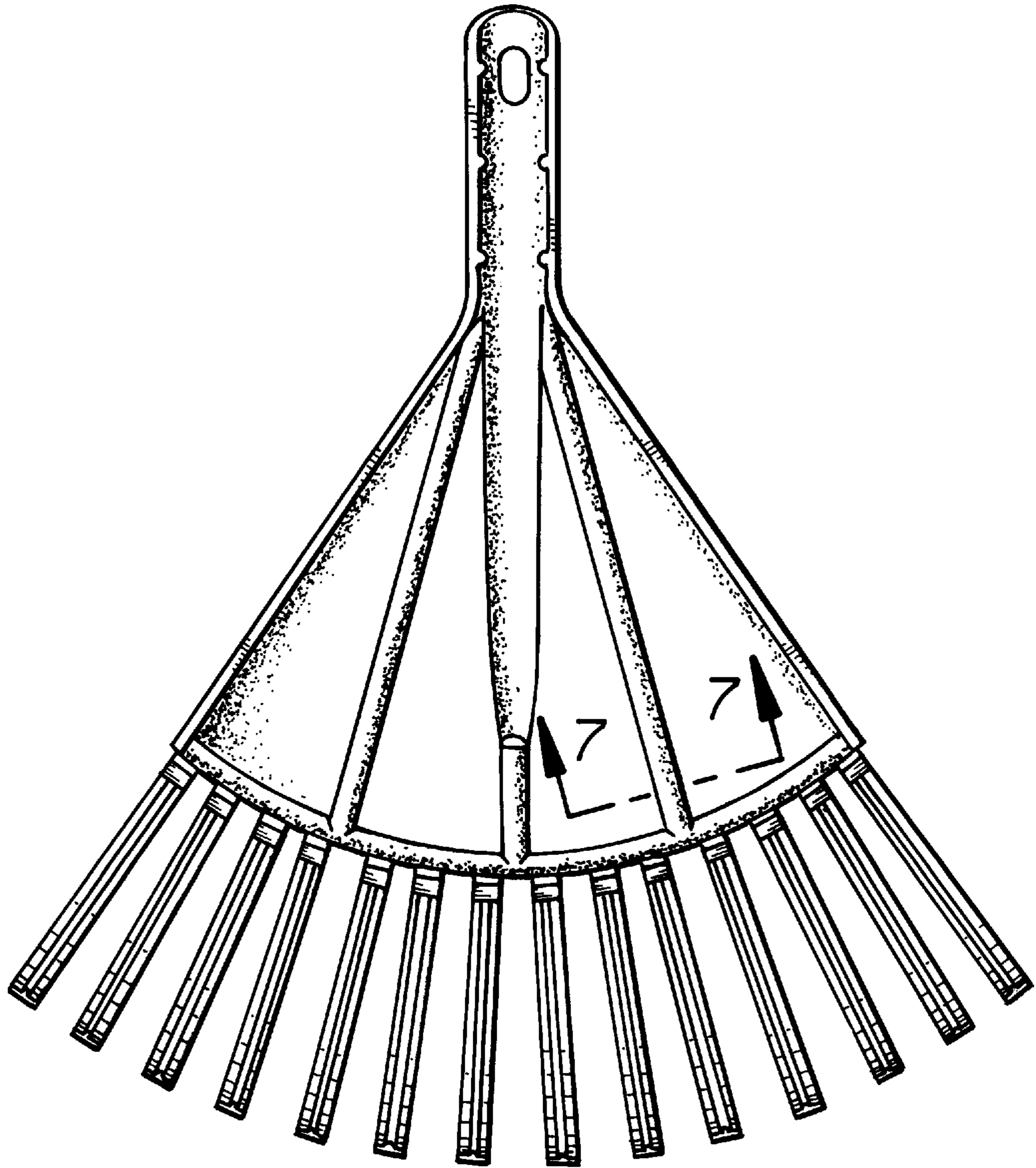


FIG. 2

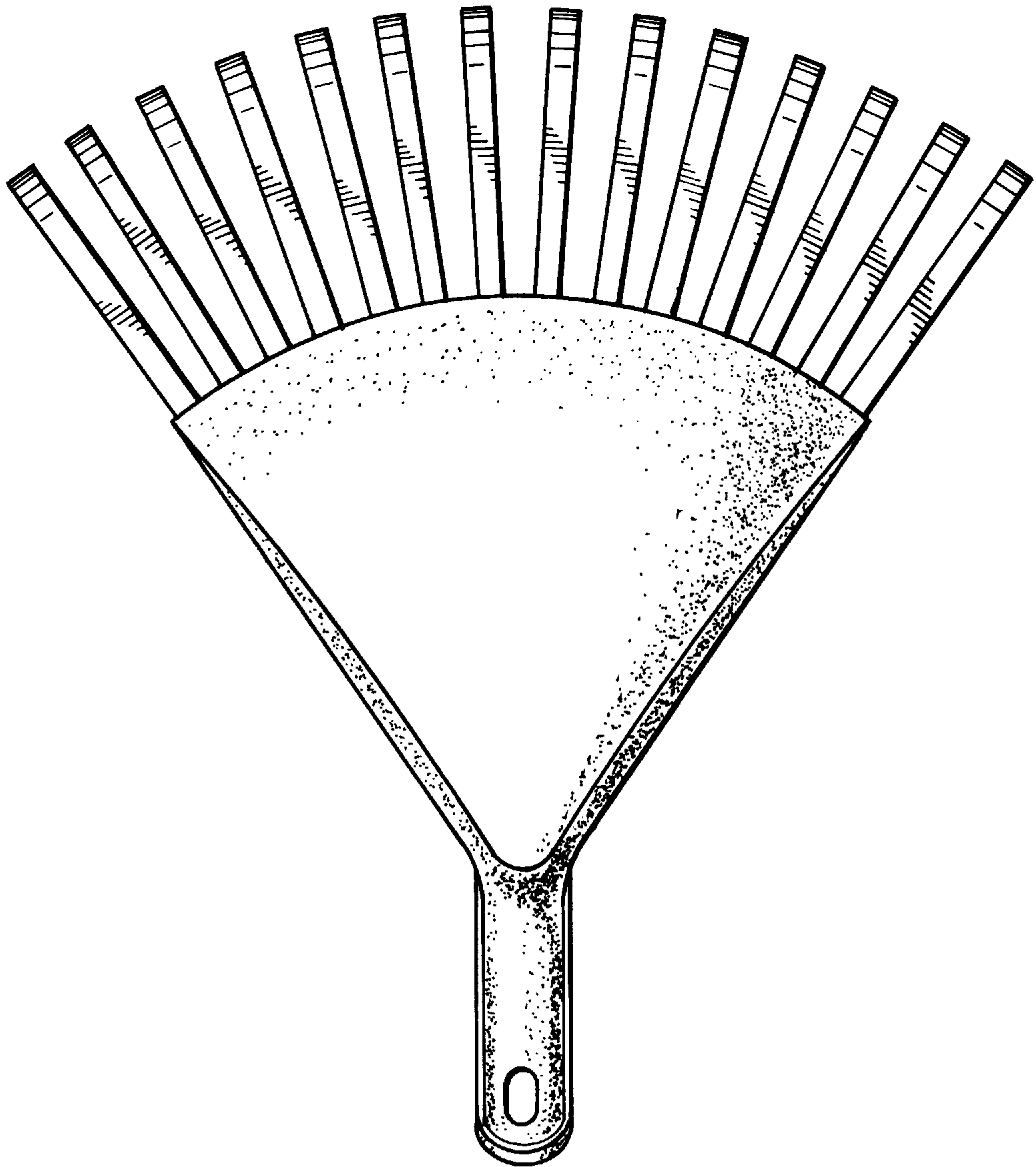


FIG. 3




FIG. 5

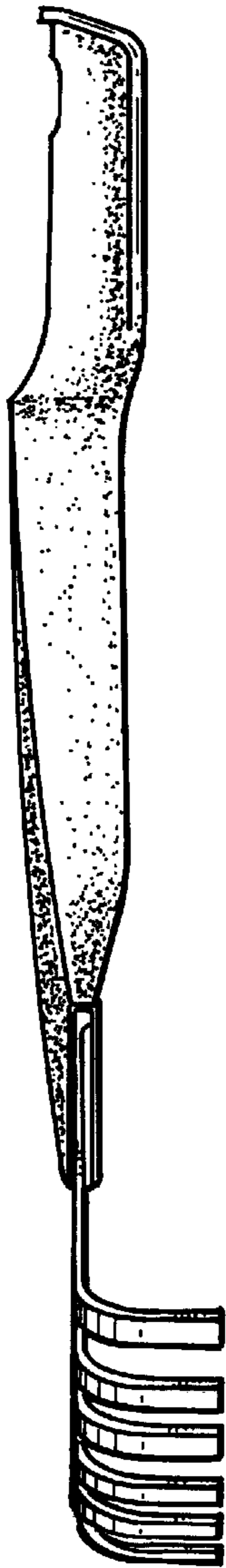


FIG. 4



FIG. 7

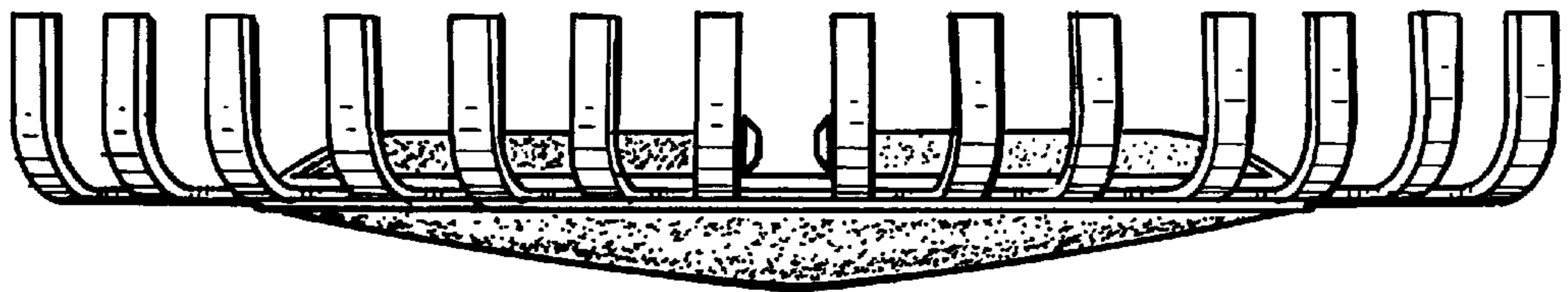


FIG. 6