



US00D402158S

United States Patent [19]

Mountain, Jr. et al.

[11] Patent Number: Des. 402,158

[45] Date of Patent: **Dec. 8, 1998

[54] DRINKING GLASS

[75] Inventors: Maurice Geary Mountain, Jr., West Chester; Steven Wayne Justice, Columbus, both of Ohio

[73] Assignee: The Coca-Cola Company, Atlanta, Ga.

[**] Term: 14 Years

[21] Appl. No.: 81,738

[22] Filed: Oct. 23, 1997

[51] LOC (6) Cl. 07-01

[52] U.S. Cl. D7/531; D7/523

[58] Field of Search D7/536, 533, 510, D7/511, 523, 509, 513, 512, 532, 534, 619, 622, 535, 531, 529; 220/669, 553, 555, 713, 711, 662, 676, 675, 705, 708, 709, 755, 671; 215/382

[56] References Cited

U.S. PATENT DOCUMENTS

D. 5,744	4/1872	Hobbs	D7/531
D. 38,248	9/1906	Helmer	D7/523
D. 47,527	6/1915	Sanford	D7/531
D. 63,657	12/1923	Root .	
D. 89,614	4/1933	Diebenkorn .	
D. 90,060	6/1933	Barbiers .	
D. 90,120	6/1933	McNash	D7/529
D. 93,296	9/1934	Spence .	
D. 111,229	9/1938	Spence	D7/531
D. 120,135	4/1940	Morrison .	
D. 120,146	4/1940	Spence .	
D. 121,573	7/1940	Lundy .	
D. 121,602	7/1940	Spence .	
D. 130,277	11/1941	Eggleton	D7/523
D. 178,499	8/1956	Diebenkorn .	
D. 211,811	7/1968	Seibel .	
D. 212,592	11/1968	Meltzer et al.	D7/531

D. 238,541	1/1976	Benes .	
D. 279,083	6/1985	Gray .	
D. 283,477	4/1986	Durand .	
D. 286,601	11/1986	Durand .	
D. 296,506	7/1988	Obendorf et al. .	
D. 296,639	7/1988	Durand .	
D. 296,742	7/1988	Durand .	
D. 298,303	11/1988	Lee .	
D. 380,126	6/1997	Fenker et al.	D7/536 X
D. 380,647	7/1997	Durand	D7/531
D. 383,037	9/1997	Asberg	D7/511
1,771,765	7/1930	Benson	D7/531
3,288,340	11/1966	Shapiro et al. .	
5,449,089	9/1995	Turner et al.	220/675
5,735,421	4/1998	Deemer et al.	215/382

OTHER PUBLICATIONS

Pressed Table Tumbler No. 1477, Monongah Glass Co., Apr. 1920.

"Pause . . . Go refreshed", *Saturday Evening Post*, Sep. 19, 1942.

Primary Examiner—M. N. Pandozzi
Attorney, Agent, or Firm—Robert A. Lester

[57] CLAIM

The ornamental design for a drinking glass, as shown and described.

DESCRIPTION

FIG. 1 is a perspective view of a drinking glass showing our new design;

FIG. 2 is a front plan view thereof;


FIG. 3 is a rear plan view thereof;

FIG. 4 is a top plan view thereof; and,

FIG. 5 is a bottom plan view thereof.

The broken lines are illustrative only and form no part of the claimed invention.

1 Claim, 3 Drawing Sheets






FIG. 1

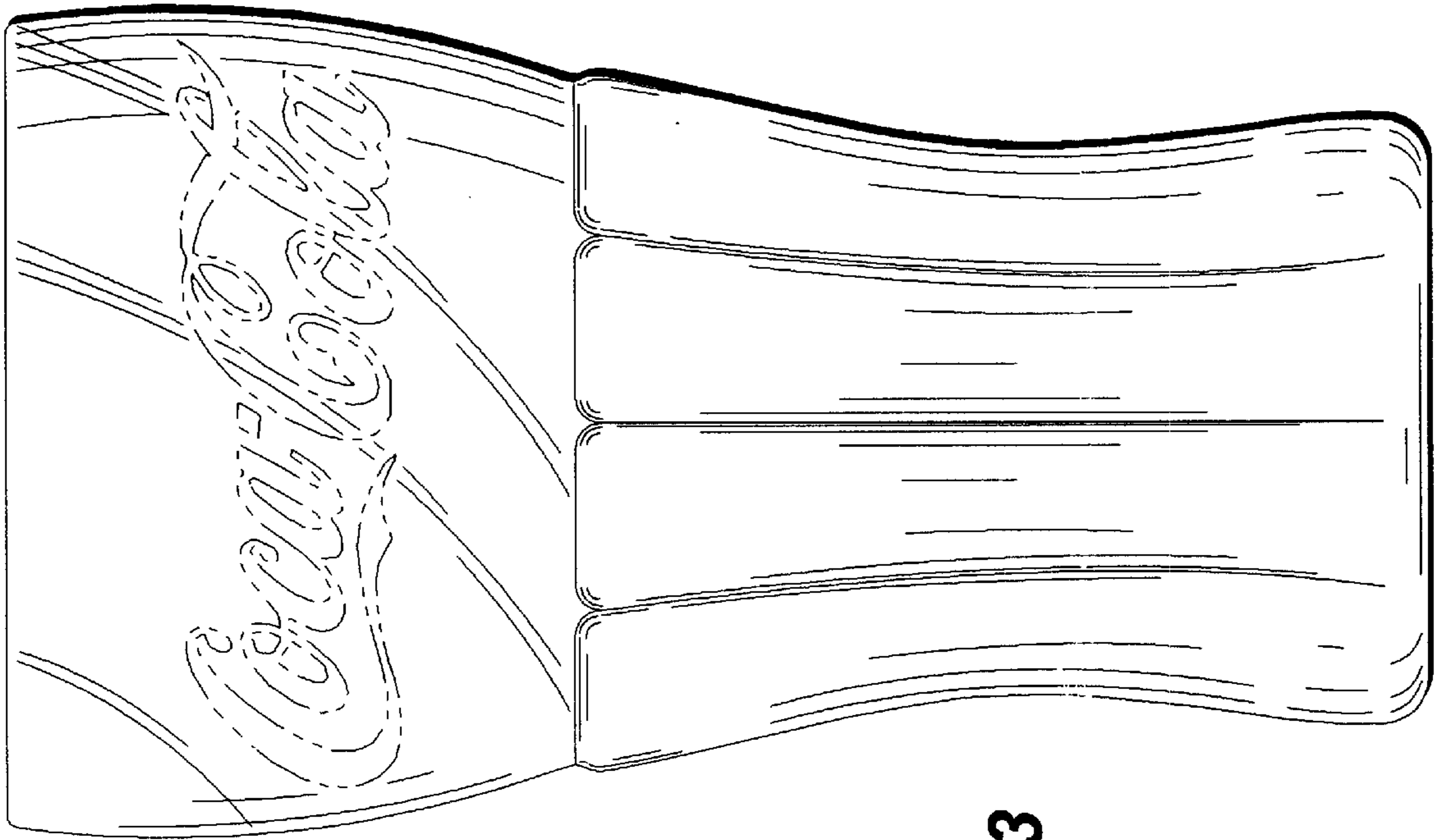


FIG. 3

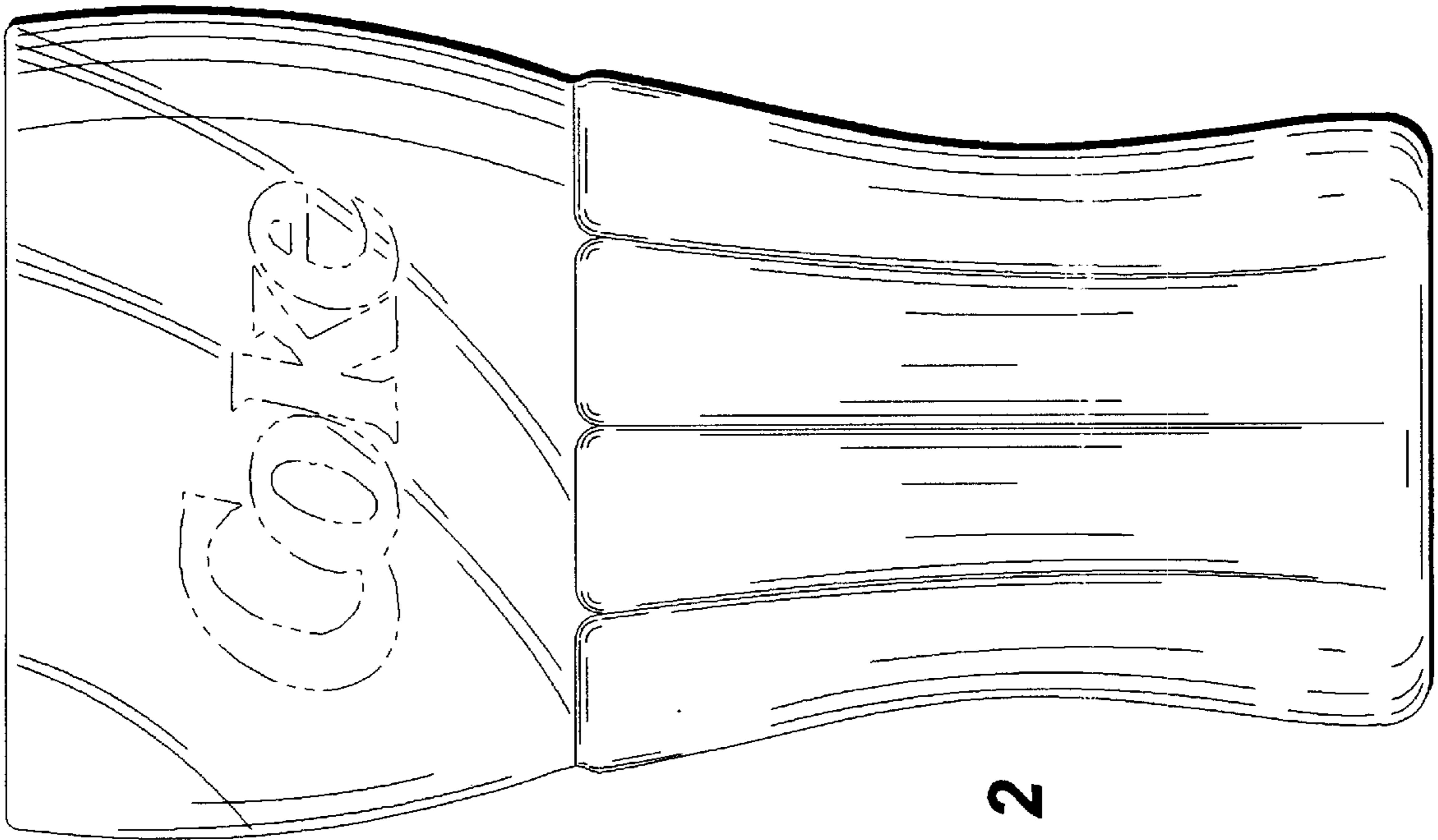


FIG. 2

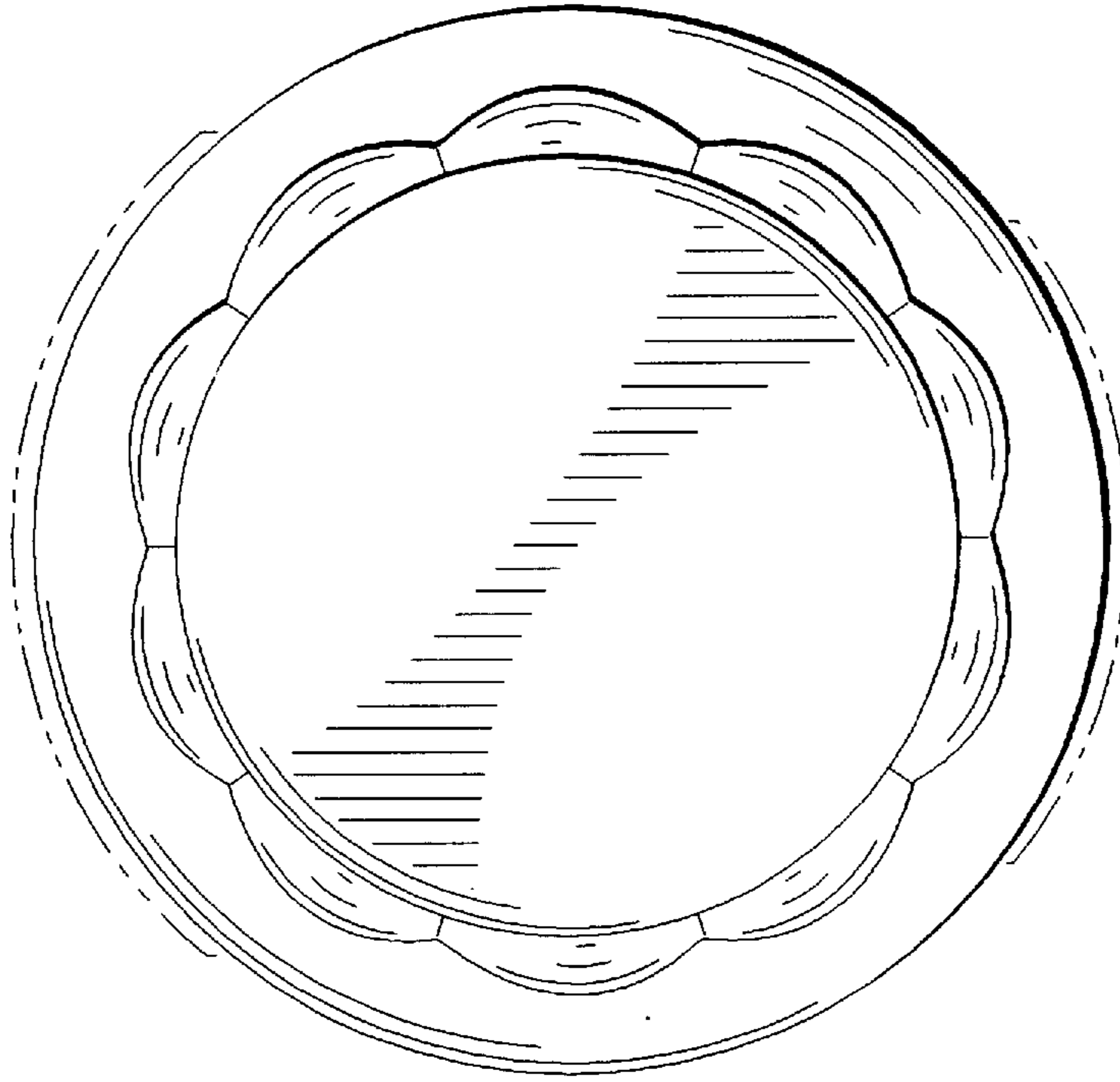


FIG. 5

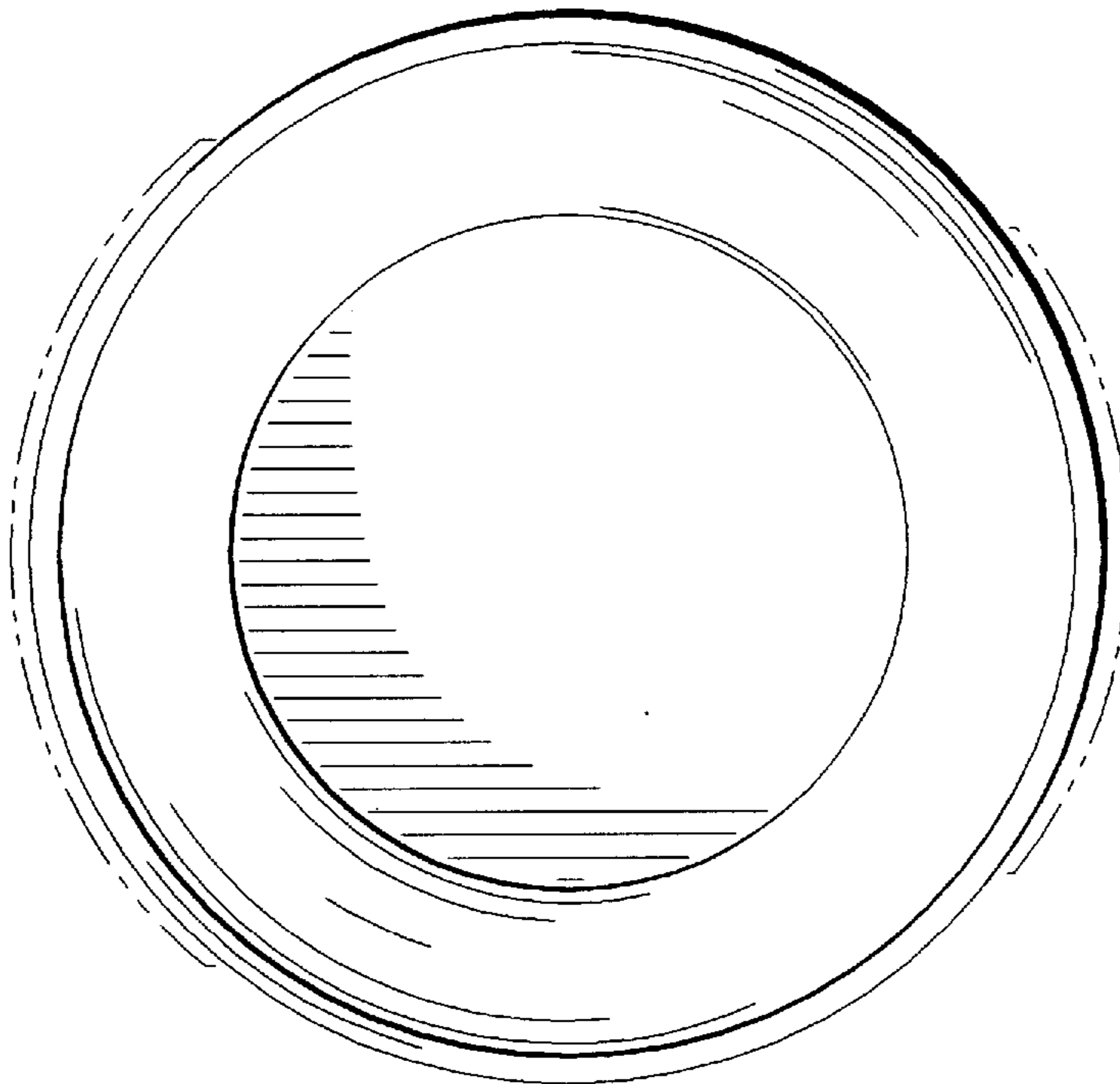


FIG. 4