



US00D402153S

# United States Patent [19] Saltet

[11] **Patent Number: Des. 402,153**  
[45] **Date of Patent: \*\*Dec. 8, 1998**

[54] **ELECTRIC COFFEE MAKER**  
[75] Inventor: **Philippe Saltet**, Chateaufort, France  
[73] Assignee: **Moulinex S.A.**, Paris, France  
[\*\*] Term: **14 Years**  
[21] Appl. No.: **76,834**  
[22] Filed: **Sep. 24, 1997**  
[30] **Foreign Application Priority Data**  
Mar. 24, 1997 [FR] France ..... 971725  
[51] **LOC (6) Cl.** ..... **07-01**  
[52] **U.S. Cl.** ..... **D7/309; D7/311**  
[58] **Field of Search** ..... D7/300, 305, 309,  
D7/310, 311; 99/293, 295

D. 369,268 4/1996 Assmann et al. .... D7/309  
D. 376,950 12/1996 Saltet ..... D7/309  
D. 382,438 8/1997 Figur et al. .... D7/309  
D. 386,039 11/1997 Dingelstad ..... D7/309  
3,592,125 7/1971 Tomle ..... 99/295

*Primary Examiner*—M. N. Pandozzi  
*Attorney, Agent, or Firm*—Young & Thompson

### [57] CLAIM

The ornamental design for an electric coffee maker, as shown.

### DESCRIPTION

FIG. 1 is a top, front and side perspective view of an electric coffee maker showing my new design;  
FIG. 2 is a front perspective view thereof;  
FIG. 3 is a side perspective view thereof from the left of FIG. 2;  
FIG. 4 is a side perspective view thereof from the right of FIG. 2;  
FIG. 5 is a rear perspective view thereof;  
FIG. 6 is a top perspective view thereof; and,  
FIG. 7 is a bottom perspective view thereof.

[56] **References Cited**  
**U.S. PATENT DOCUMENTS**  
D. 181,266 10/1957 Alvarez ..... D7/309  
D. 218,191 7/1970 Tevolitz ..... D7/311  
D. 354,878 1/1995 Lin ..... D7/309

**1 Claim, 7 Drawing Sheets**








Fig. 1





Fig. 2






Fig. 3



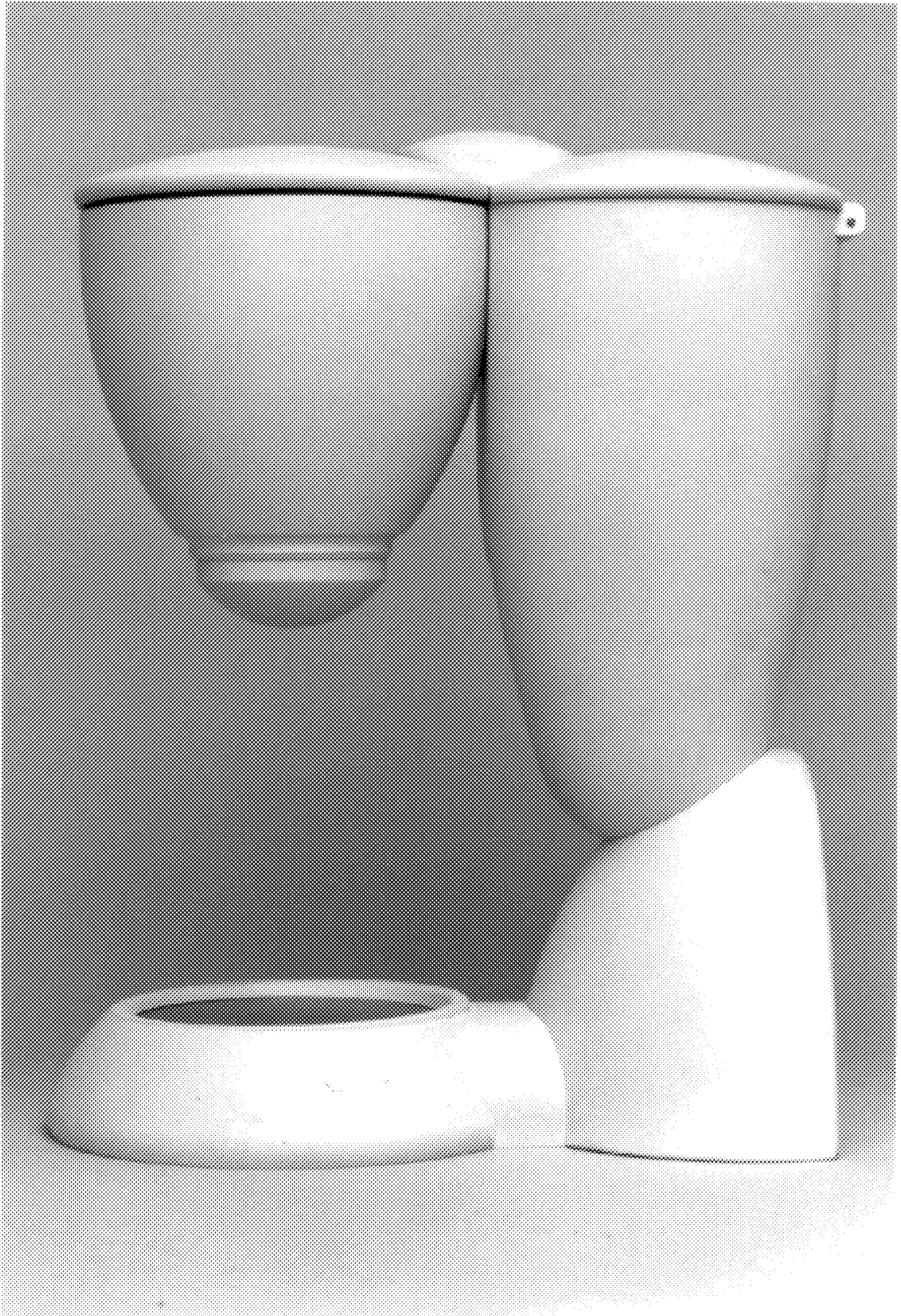


Fig. 4






Fig. 5






Fig. 6






Fig. 7