



US00D402149S

**United States Patent** [19]  
**Leventhal**

[11] **Patent Number: Des. 402,149**  
[45] **Date of Patent: \*\*Dec. 8, 1998**

[54] **SEGMENTED PAD**

[76] Inventor: **Robert D. Leventhal**, 2548  
Micheltorena St., Los Angeles, Calif.  
90039

[\*\*] Term: **14 Years**

[21] Appl. No.: **64,802**

[22] Filed: **Jan. 10, 1997**

[51] **LOC (6) Cl.** ..... **06-09**

[52] **U.S. Cl.** ..... **D6/601**

[58] **Field of Search** ..... D6/595-597, 601-604,  
D6/611, 356; 5/630-633, 636-638, 652,  
652.1, 653-655, 655.3; 297/254, 250.1,  
219.1, 219.12, 220, 225, 229, 284.3, 284.5

[56] **References Cited**

**U.S. PATENT DOCUMENTS**

- D. 298,986 12/1988 Carter ..... D6/356
- D. 330,118 10/1992 Lanius et al. .... D6/356
- D. 336,203 6/1993 Lin ..... D6/601

**OTHER PUBLICATIONS**

Self Care, Holiday 1994, p. 19, cushion at right.

*Primary Examiner*—Janice E. Seeger  
*Attorney, Agent, or Firm*—Sheldon & Mak

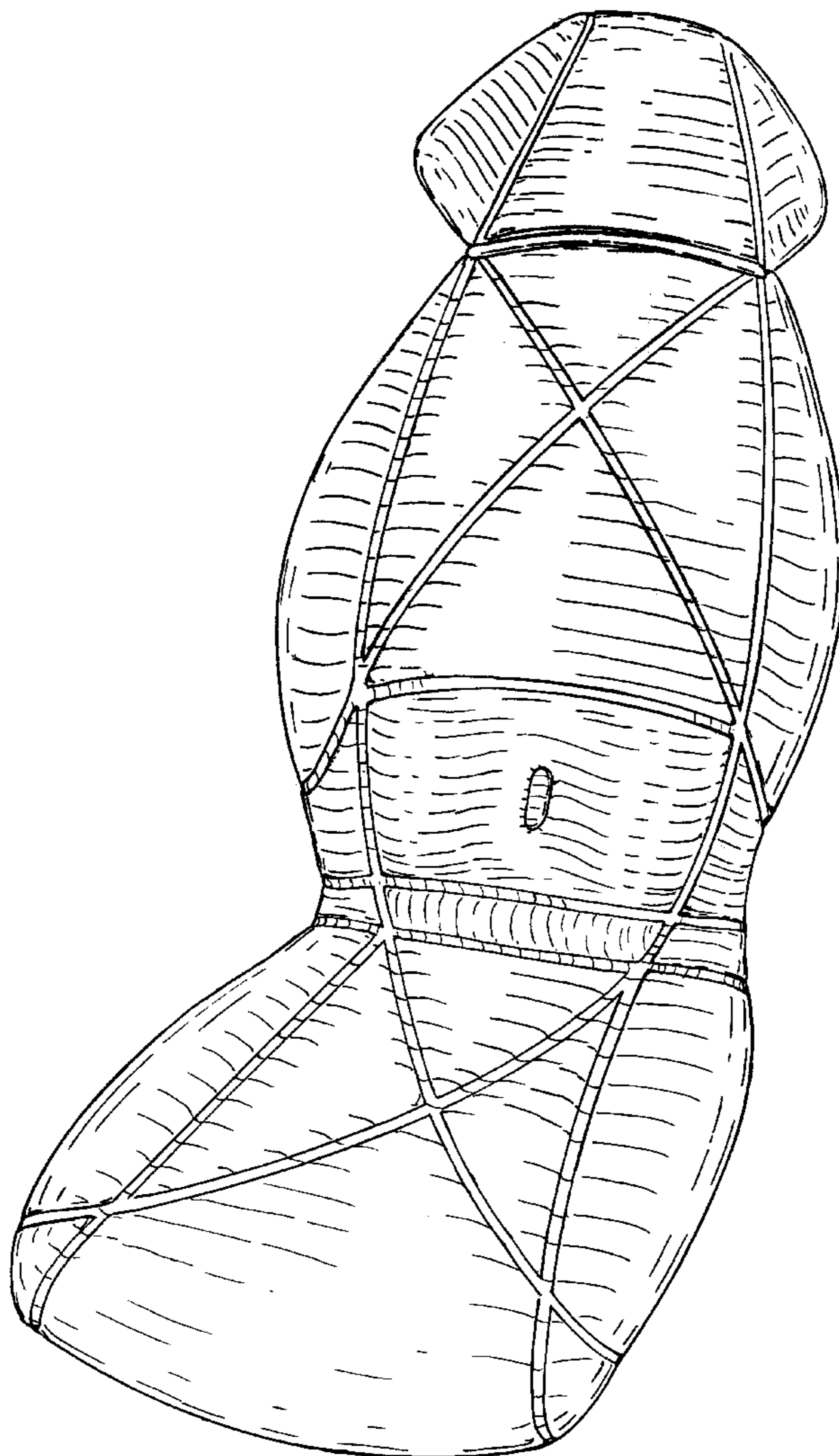
[57] **CLAIM**

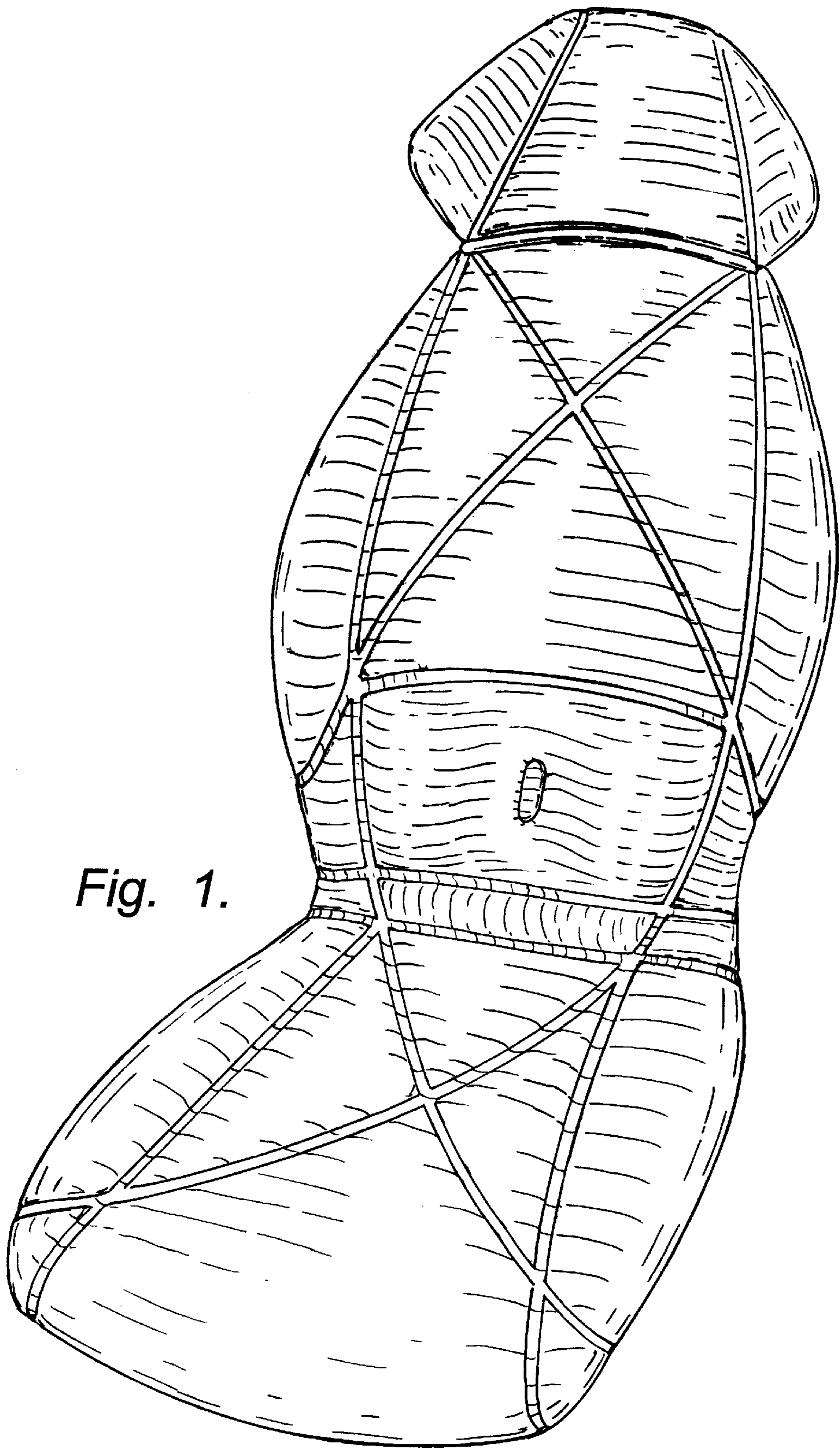
The ornamental design for a segmented pad, as shown and described.

**DESCRIPTION**

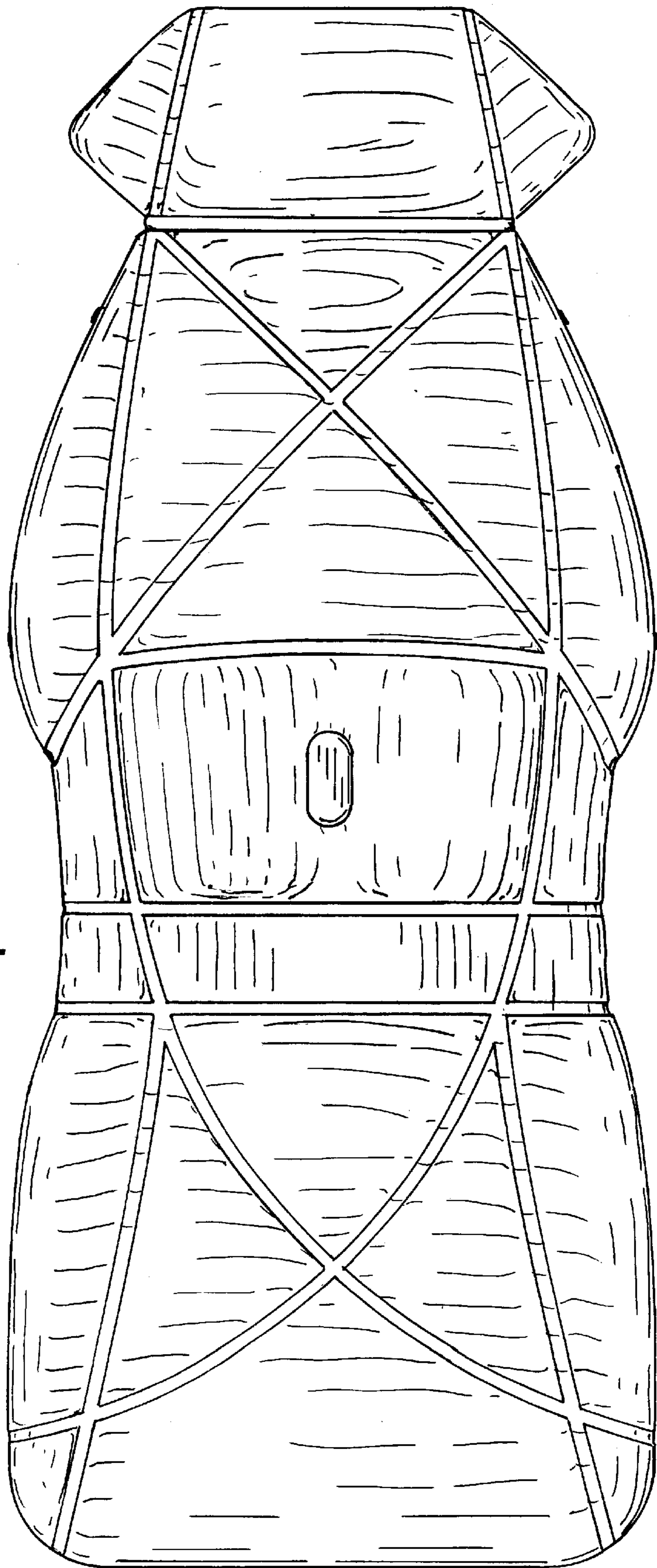
FIG. 1 is a right front elevational perspective view of a segmented pad showing my new design;  
FIG. 2 is a front view of the segmented pad in a flattened condition thereof;  
FIG. 3 is a top view of the segmented pad;  
FIG. 4 is a bottom view of the segmented pad;  
FIG. 5 is a left side view of the segmented pad, the right view being a mirror image in appearance; and,  
FIG. 6 is a bottom view of the segmented pad.

**1 Claim, 4 Drawing Sheets**

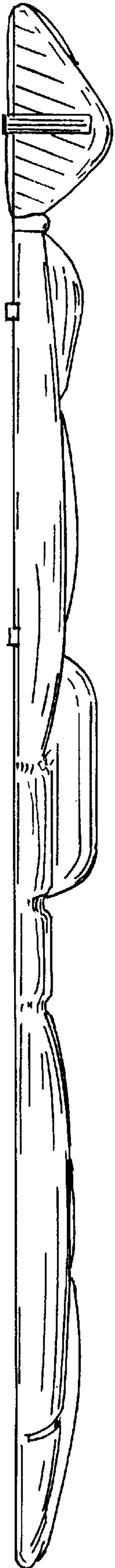





*Fig. 1.*



*Fig. 2.*



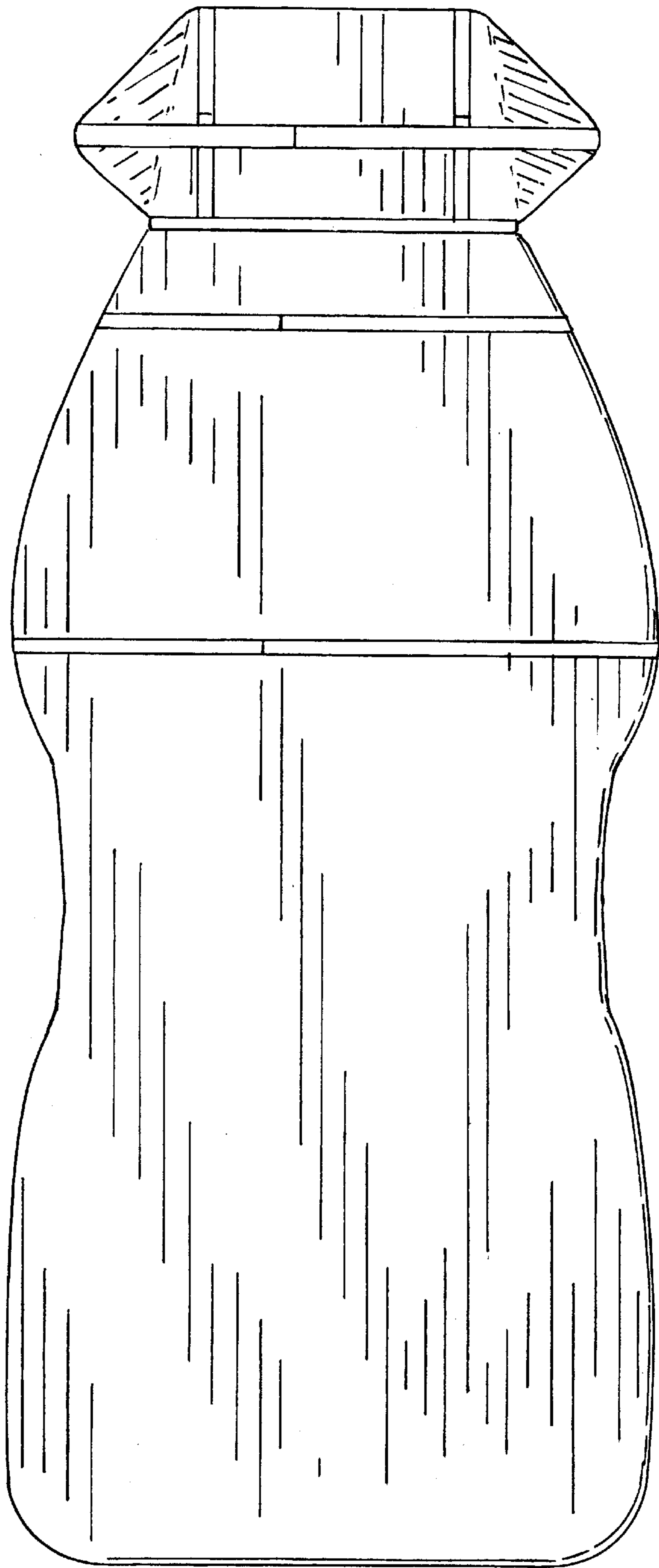
*Fig. 5.*



*Fig. 3.*



*Fig. 4.*



*Fig. 6.*