

US00D402133S

# United States Patent [19] Anderson

[11] Patent Number: **Des. 402,133**

[45] Date of Patent: **\*\*Dec. 8, 1998**

[54] **PORTABLE STORAGE TOOL CABINET**

5,634,649 6/1997 Breining et al. .... 280/47.35

[76] Inventor: **Edward W. Anderson**, 30465  
Ramblewood Club Dr., Farmington  
Hills, Mich. 48331-1247

### FOREIGN PATENT DOCUMENTS

319969 6/1989 European Pat. Off. .... 206/373

[\*\*] Term: **14 Years**

*Primary Examiner*—James Gandy  
*Assistant Examiner*—Linda Brooks  
*Attorney, Agent, or Firm*—Daniel J. Selke

[21] Appl. No.: **59,662**

[22] Filed: **Aug. 27, 1996**

### [57] CLAIM

[51] **LOC (6) Cl.** ..... **06-04**

[52] **U.S. Cl.** ..... **D6/436**

[58] **Field of Search** ..... D6/436, 421, 422,  
D6/396, 400, 397, 425, 450, 426, 429,  
430, 432, 437, 440, 445, 439; 211/186,  
70.6, 169; 280/47.35, 79.2; 108/78, 110,  
115; 206/373; 312/244, 249.3, 249.6, 237,  
248, 249.13, 258, 249.8, 262; D34/21,  
17, 12, 19, 20, 24, 25

The ornamental design for a portable storage tool cabinet, as shown and described.

### DESCRIPTION

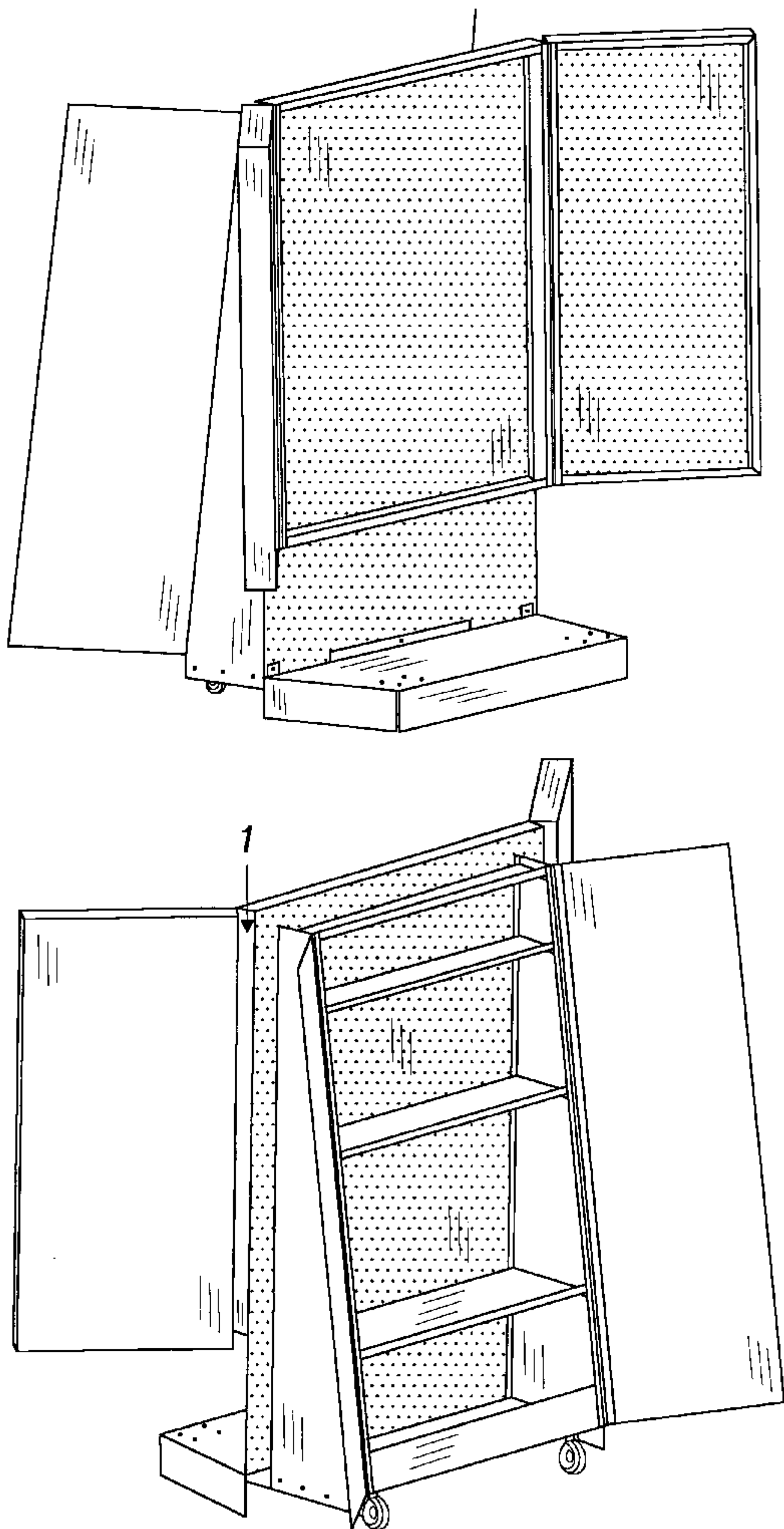
### [56] References Cited

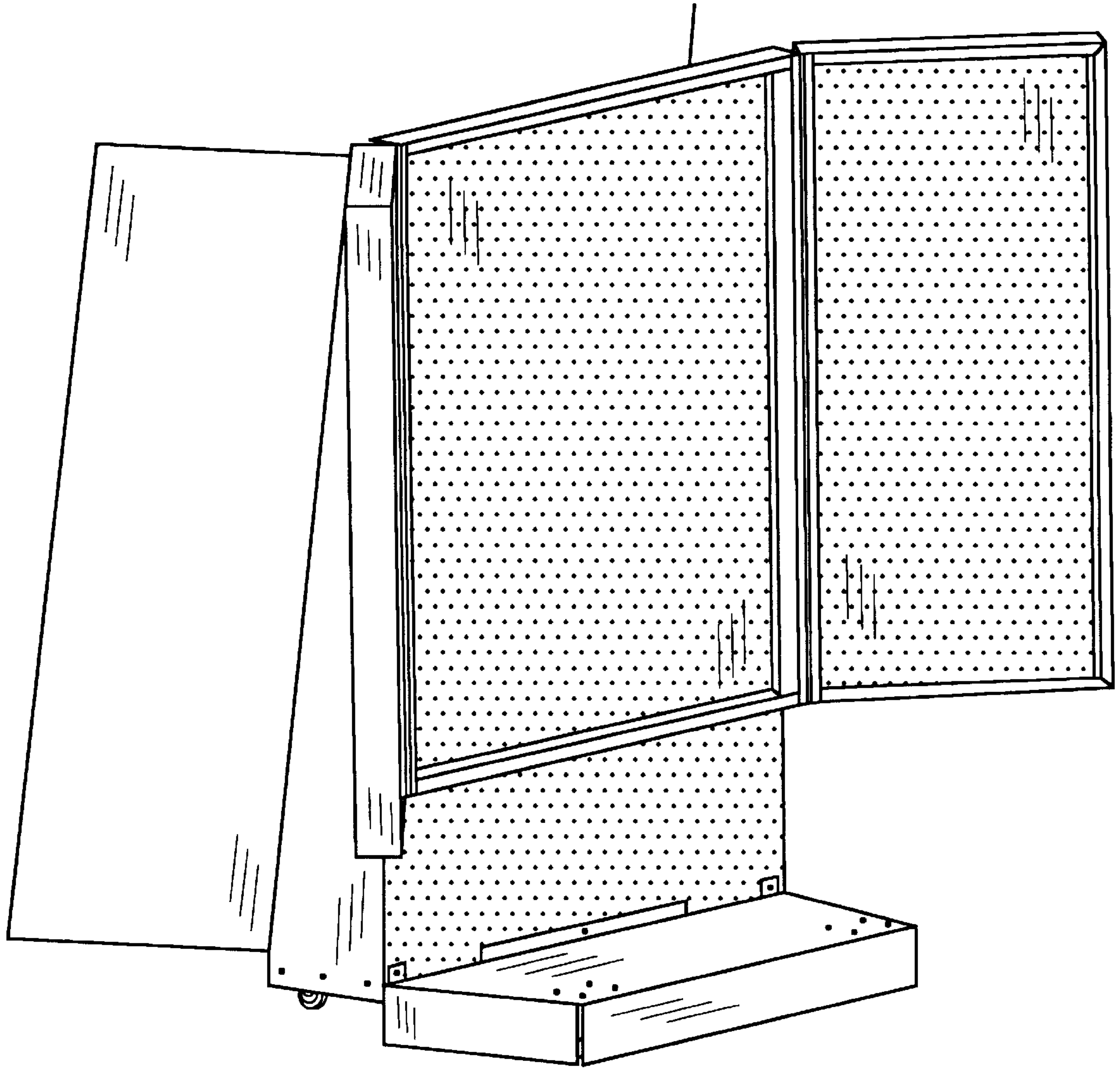
#### U.S. PATENT DOCUMENTS

D. 311,622 10/1990 Swig ..... D34/25  
D. 372,607 8/1996 Pallas ..... D6/445  
4,510,378 4/1985 Dolson ..... 312/244 X

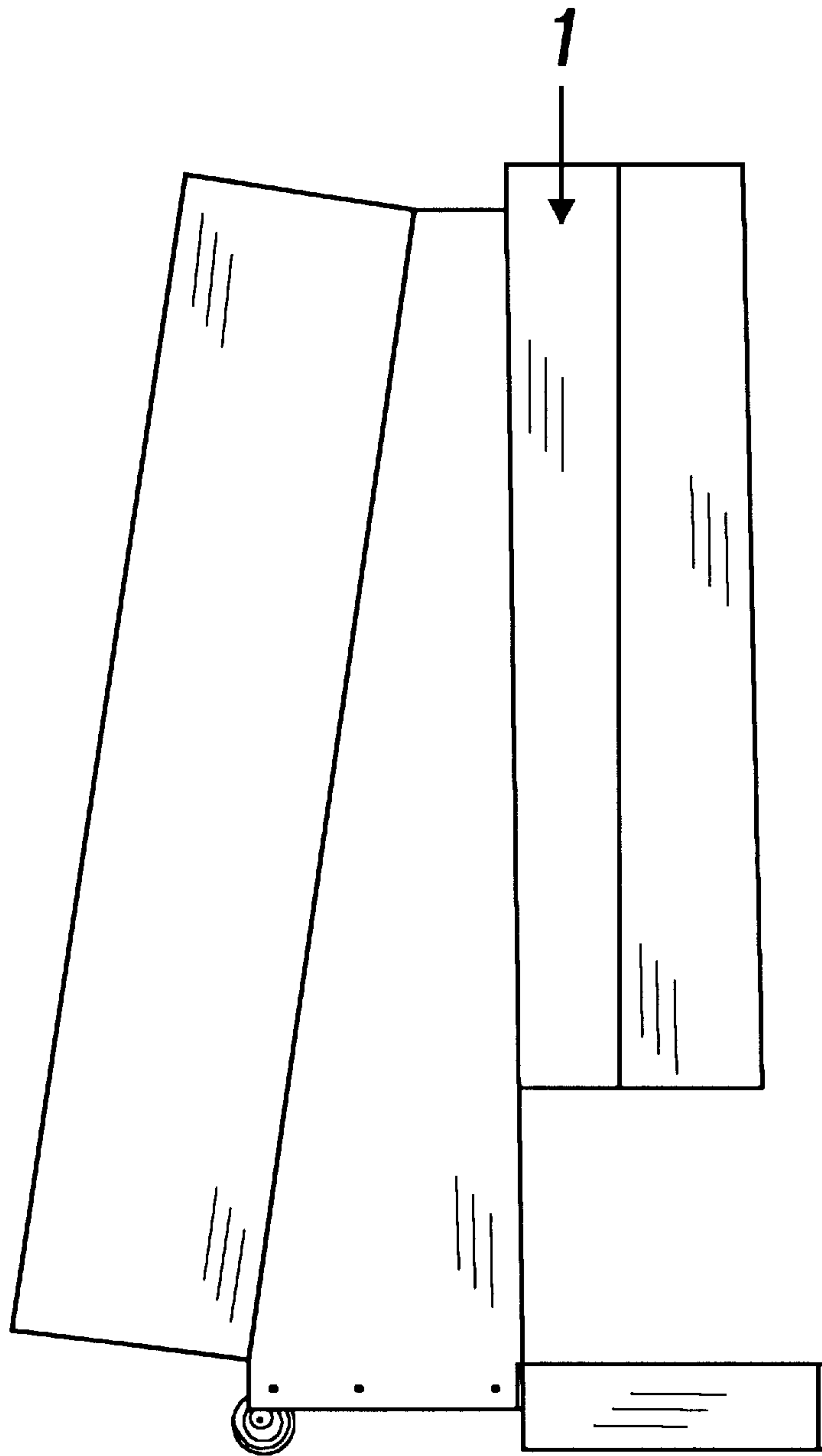
FIG. 1 is a front, top, and side perspective view of a portable storage tool cabinet, with the doors open, the opposite side perspective view being a mirror image thereof;  
FIG. 2 is a side elevational view, with the front doors closed thereof, the opposite side elevational view being a mirror image of that shown; and,  
FIG. 3 is a rear perspective view thereof with the doors in alternate position.  
The top view of a portable storage tool cabinet has a top which is flat and unornamented.

**1 Claim, 3 Drawing Sheets**





*Fig. 1*



*Fig. 2*

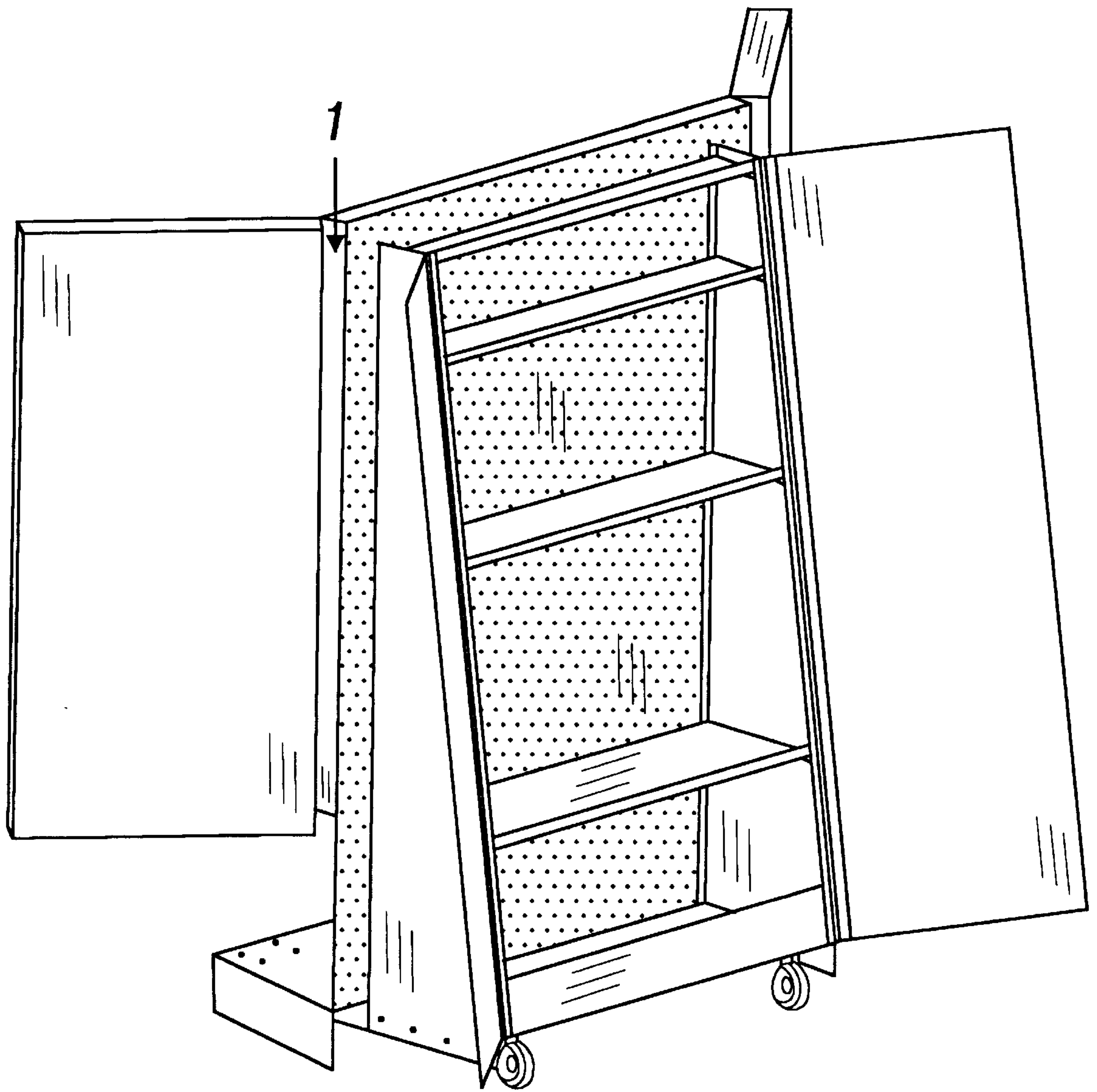


Fig. 3