



US00D402118S

United States Patent [19]

Menke et al.

[11] Patent Number: **Des. 402,118**

[45] Date of Patent: ****Dec. 8, 1998**

[54] **TOOTHBRUSH**

[75] Inventors: **James Menke**, Califon; **Alan G. Trojanowski**, Monmouth Junction, both of N.J.; **Thomas Dair**, Yorktown Hts.; **Vanessa Sica**, New York, both of N.Y.; **Carly White**; **Scott Henderson**, both of Brooklyn, N.Y.

[73] Assignee: **McNeil-PPC, Inc.**, Skillman, N.J.

[**] Term: **14 Years**

[21] Appl. No.: **77,428**

[22] Filed: **Sep. 29, 1997**

[51] **LOC (6) Cl.** **04-02**

[52] **U.S. Cl.** **D4/104**

[58] **Field of Search** D4/104-112, 132, D4/134, 138; 15/110, 143.1, 159.1, 167.1, 167.2, 176.1, 207.2, DIG. 5; 601/139, 141

[56] **References Cited**

U.S. PATENT DOCUMENTS

| | | | | |
|------------|---------|--------------|-------|--------|
| D. 333,216 | 2/1993 | Bruns et al. | | D4/104 |
| D. 368,163 | 3/1996 | Overthun | | D4/104 |
| D. 374,350 | 10/1996 | Yost et al. | | D4/104 |
| D. 376,695 | 12/1996 | Tveras | | D4/104 |

| | | | | |
|------------|---------|-------------------|-------|----------|
| D. 383,608 | 9/1997 | Yamamoto et al. | | D4/104 |
| 1,567,507 | 12/1925 | Howard | | 15/176.1 |
| 1,901,646 | 3/1933 | Hicks | | 15/167.1 |
| 4,780,924 | 11/1988 | Hansen et al. | | 15/176.1 |
| 5,341,537 | 8/1994 | Curtis et al. | | 15/167.1 |
| 5,398,369 | 3/1995 | Heinzelman et al. | | 15/167.1 |
| 5,628,082 | 5/1997 | Moskovich | | 15/110 |

FOREIGN PATENT DOCUMENTS

| | | | | |
|---------|--------|--------|-------|----------|
| 1054713 | 2/1954 | France | | 15/167.1 |
|---------|--------|--------|-------|----------|

Primary Examiner—Alan P. Douglas
Assistant Examiner—Lavone D. Tabor

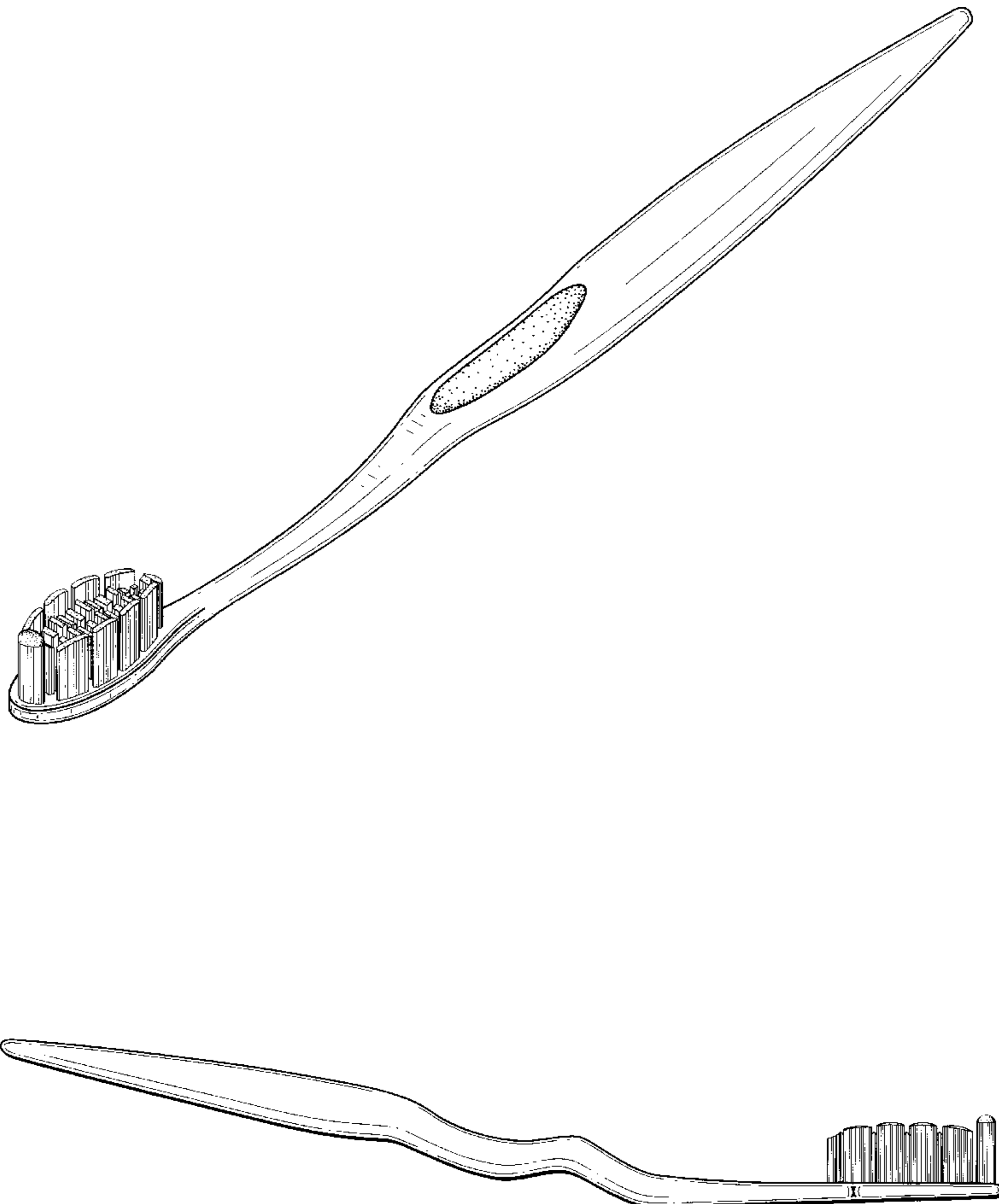
[57] **CLAIM**

The ornamental design for a toothbrush, as shown and described.

DESCRIPTION

FIG. 1 is a perspective view showing the toothbrush of our new design;
FIG. 2 is a top plan view thereof;
FIG. 3 is a side elevational view thereof, the opposite side being a mirror image;
FIG. 4 is a bottom plan view thereof;
FIG. 5 is a front elevational view thereof; and,
FIG. 6 is a rear elevational view thereof.

1 Claim, 3 Drawing Sheets



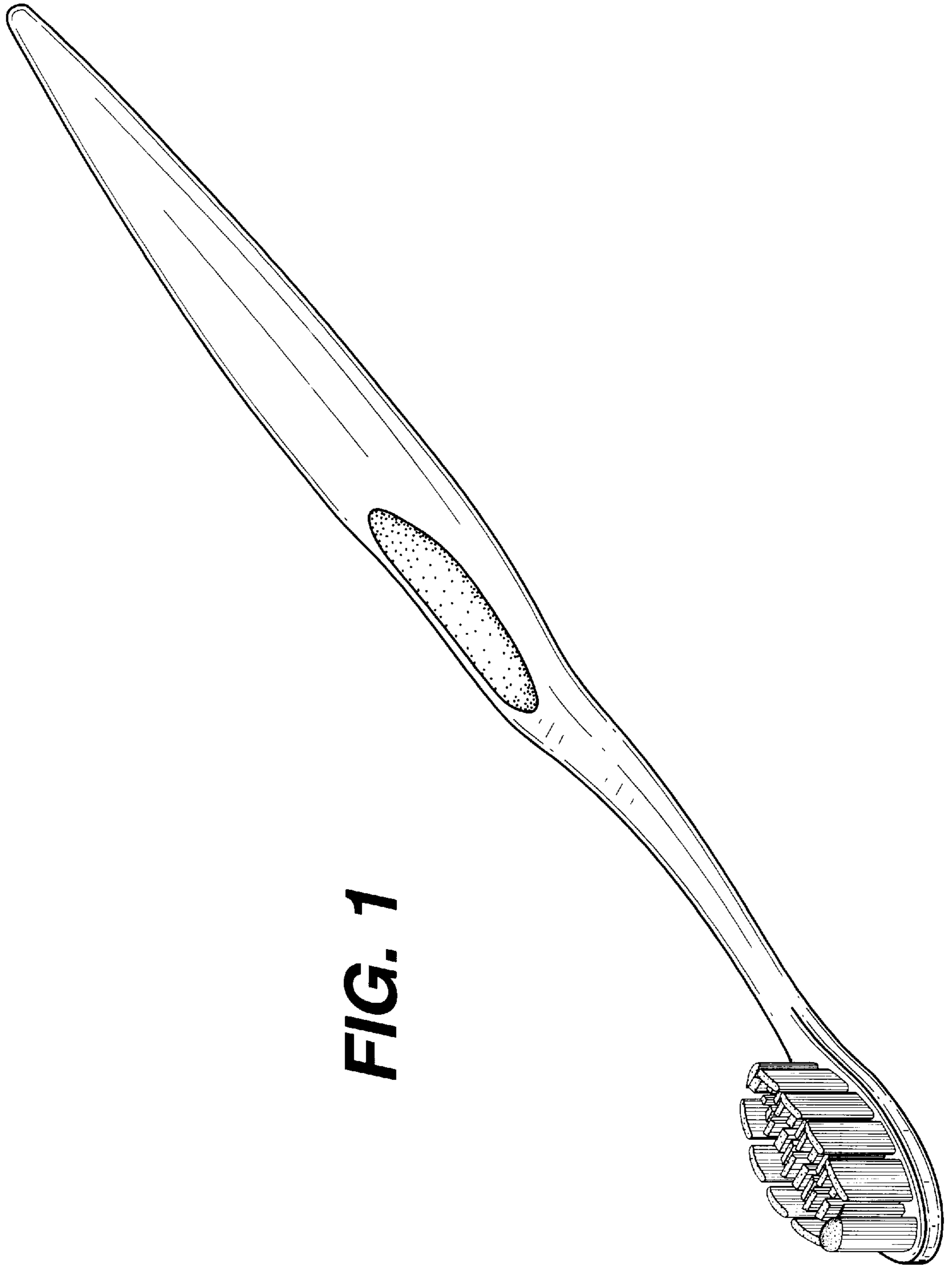


FIG. 1

FIG. 2

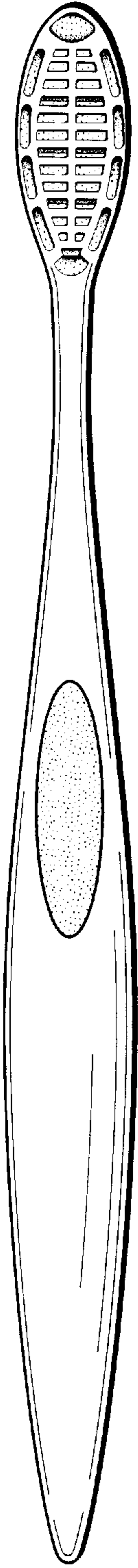


FIG. 3

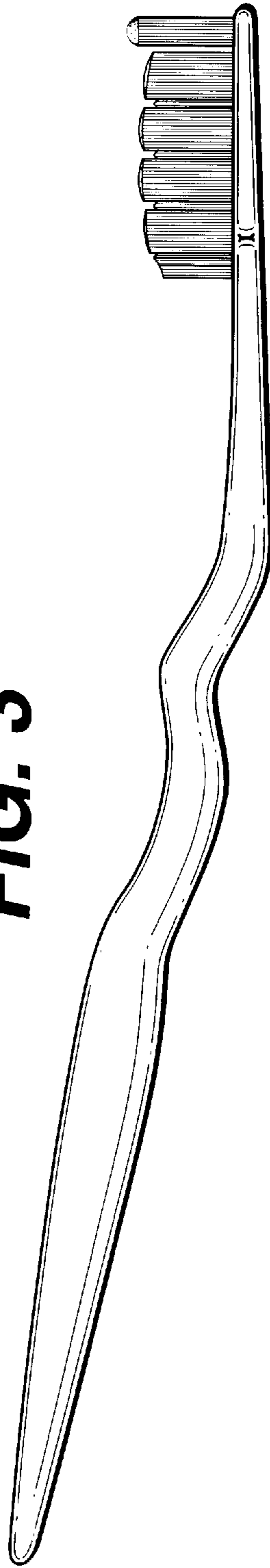


FIG. 4

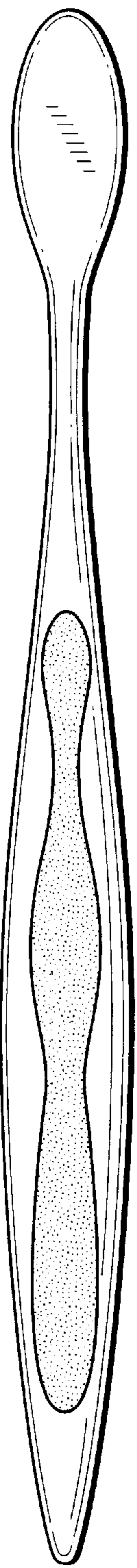


FIG. 5

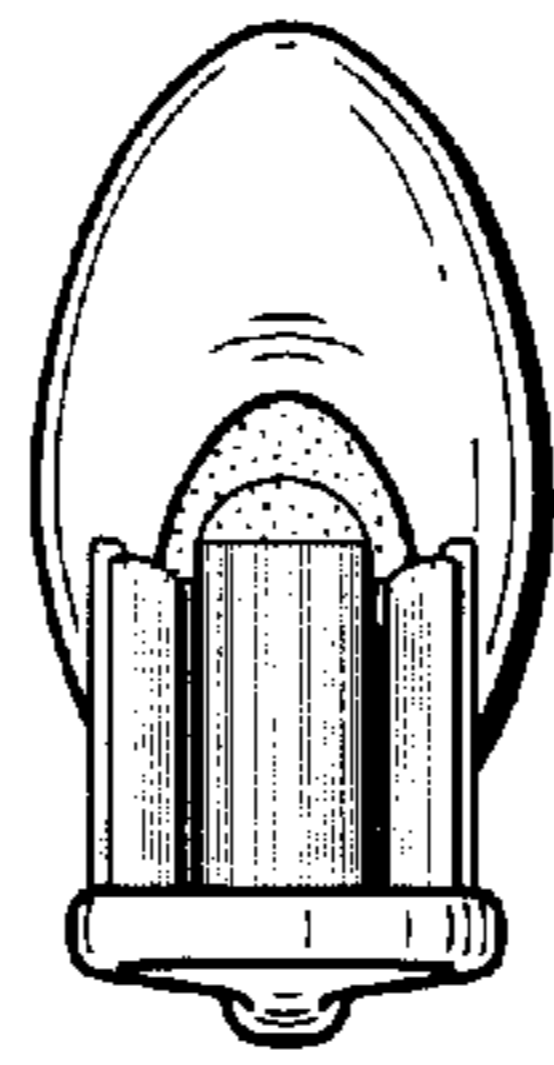


FIG. 6

