



US00D402115S

# United States Patent [19]

Dair et al.

[11] Patent Number: **Des. 402,115**

[45] Date of Patent: **\*\*Dec. 8, 1998**

[54] **TOOTHBRUSH HANDLE**

[75] Inventors: **Thomas Dair**, Yorktown Hts.; **Vanessa Sica**, New York; **Carly White**; **Scott Henderson**, both of Brooklyn, all of N.Y.; **Alan G. Trojanowski**, Monmouth Junction, N.J.

[73] Assignee: **McNeil-PPC, Inc.**, Skillman, N.J.

[\*\*] Term: **14 Years**

[21] Appl. No.: **77,182**

[22] Filed: **Sep. 29, 1997**

[51] **LOC (6) Cl.** ..... **04-02**

[52] **U.S. Cl.** ..... **D4/104**

[58] **Field of Search** ..... D4/104-112, 132, D4/134, 138; 15/143.1, 159.1, 167.1, 167.2, 176.1; 601/139, 141

[56] **References Cited**

**U.S. PATENT DOCUMENTS**

D. 333,216 2/1993 Bruns et al. .... D4/104

D. 368,163	3/1996	Overthun .....	D4/104
D. 376,695	12/1996	Tveras .....	D4/104
1,567,507	12/1925	Howard .....	15/176.1
4,780,924	11/1988	Hansen et al. ....	15/176.1
5,398,369	3/1995	Heinzelman et al. ....	15/167.1

*Primary Examiner*—Alan P. Douglas  
*Assistant Examiner*—Lavone D. Tabor

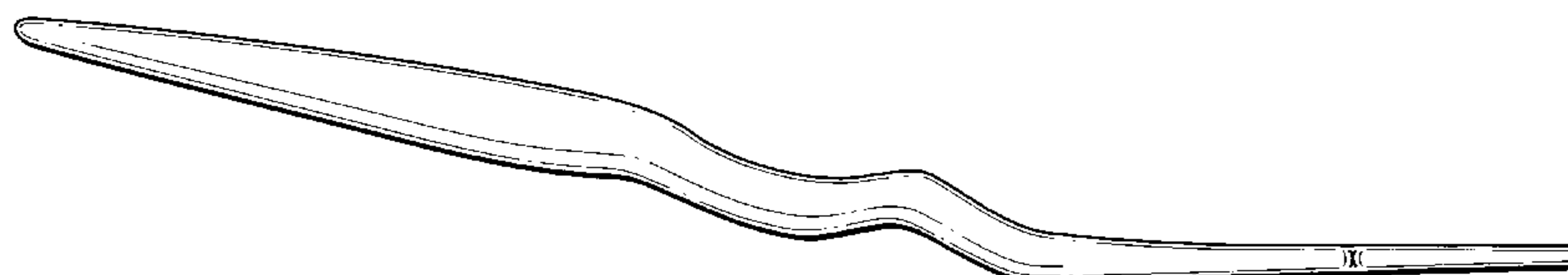
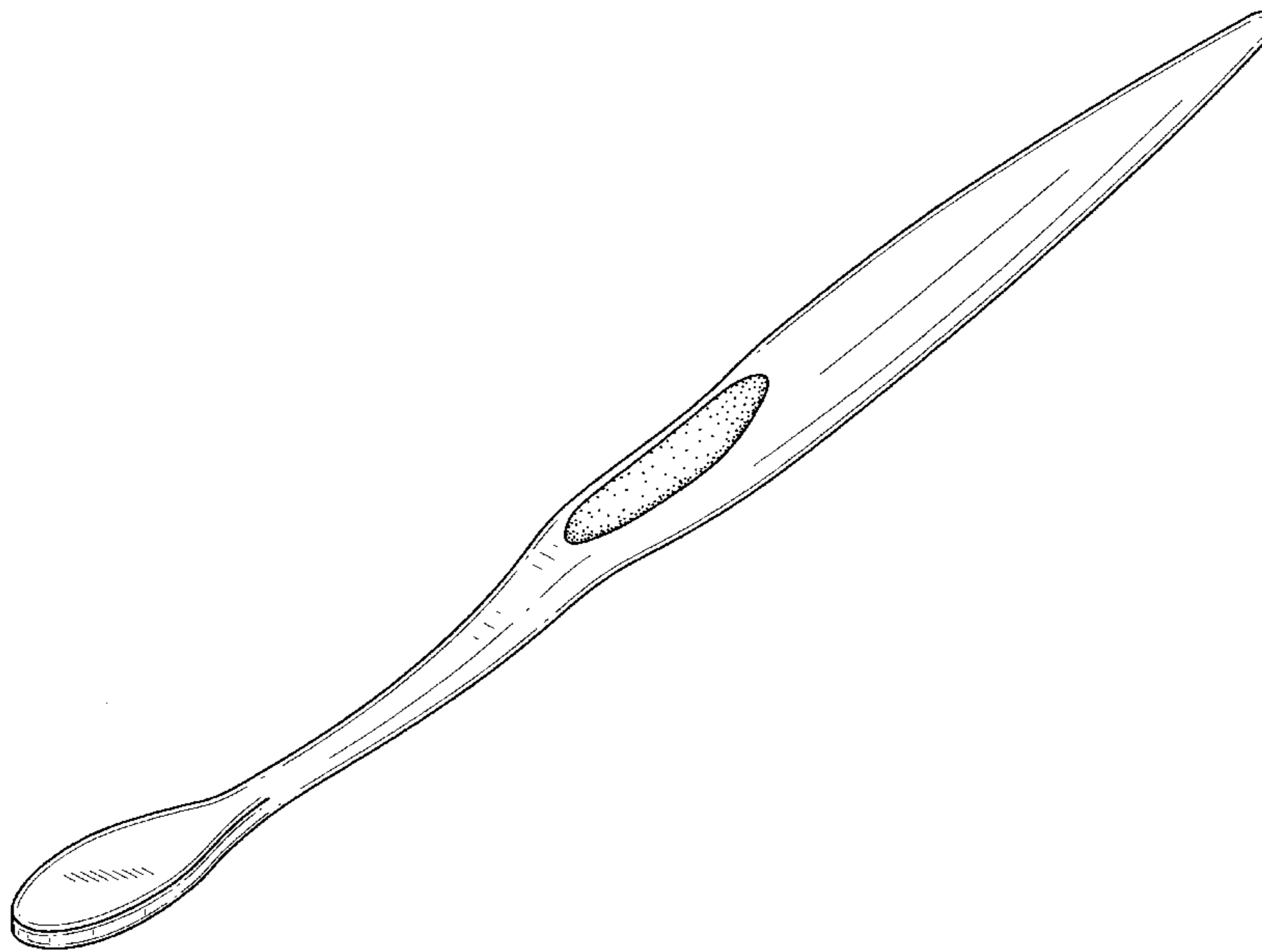
[57] **CLAIM**

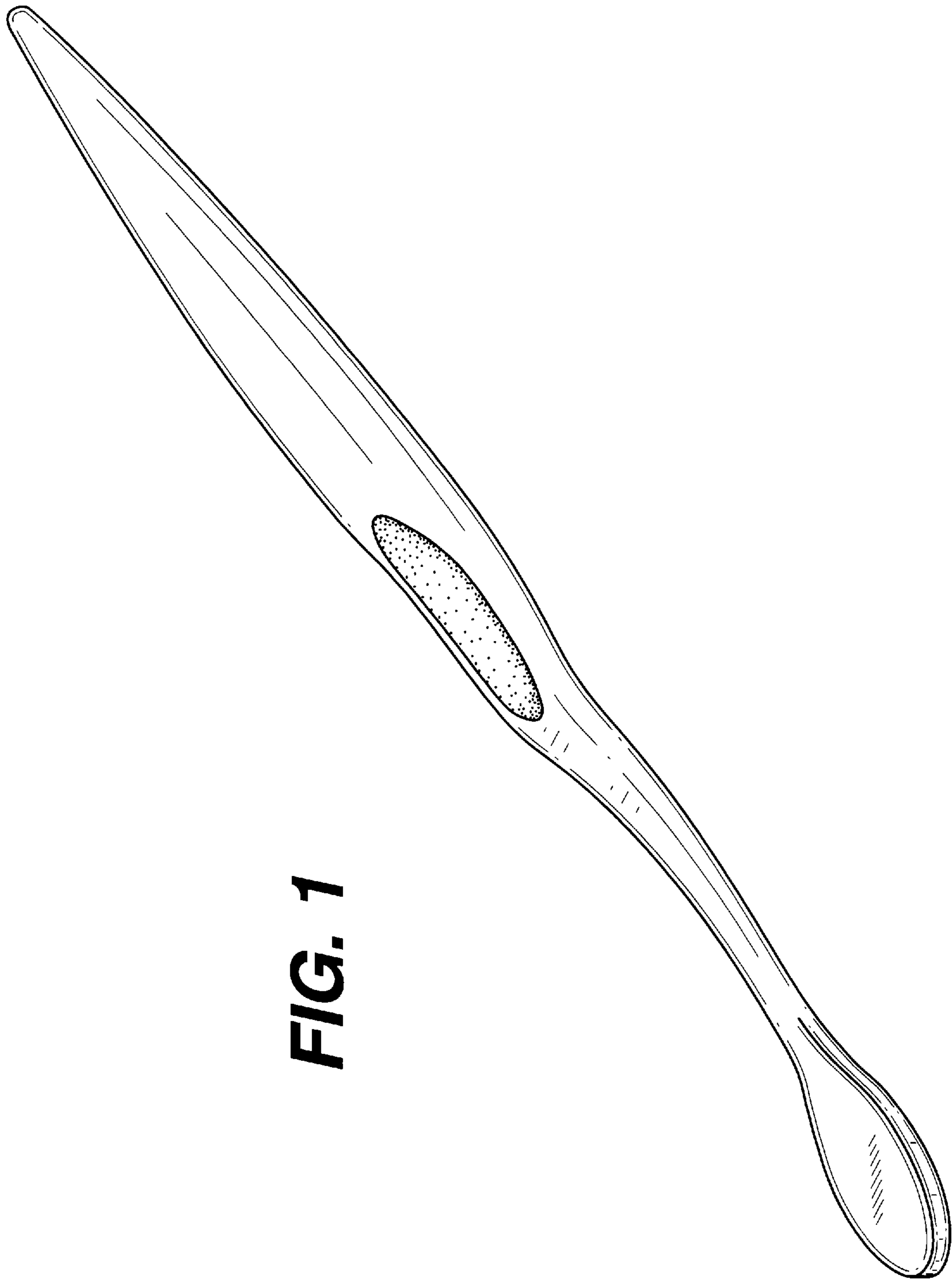
The ornamental design for a toothbrush handle, as shown and described.

**DESCRIPTION**

FIG. 1 is a perspective view showing the toothbrush handle of our new design;  
FIG. 2 is a top plan view thereof;  
FIG. 3 is a side elevational view thereof, the opposite side being a mirror image;  
FIG. 4 is a bottom plan view thereof;  
FIG. 5 is a front elevational view thereof; and,  
FIG. 6 is a rear elevational view thereof.

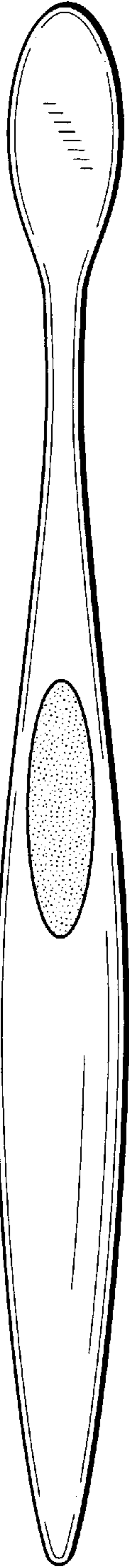
**1 Claim, 3 Drawing Sheets**



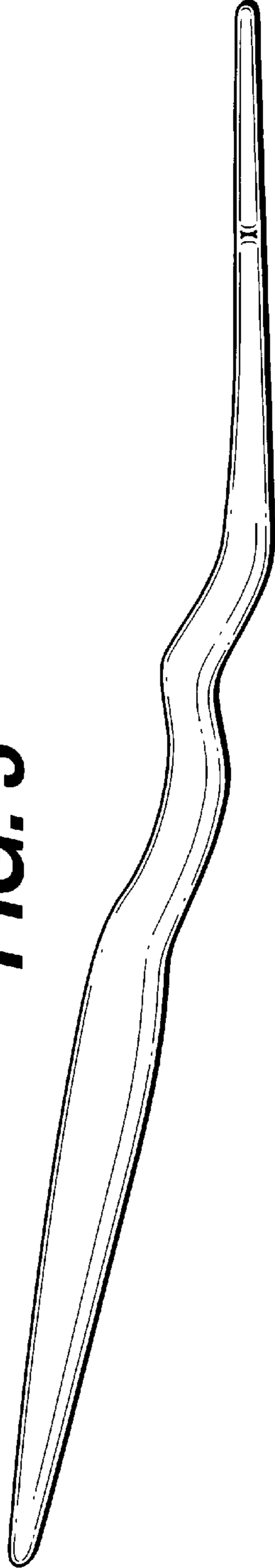


**FIG. 1**

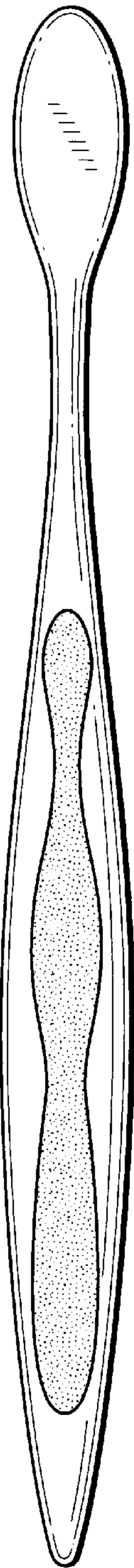
**FIG. 2**



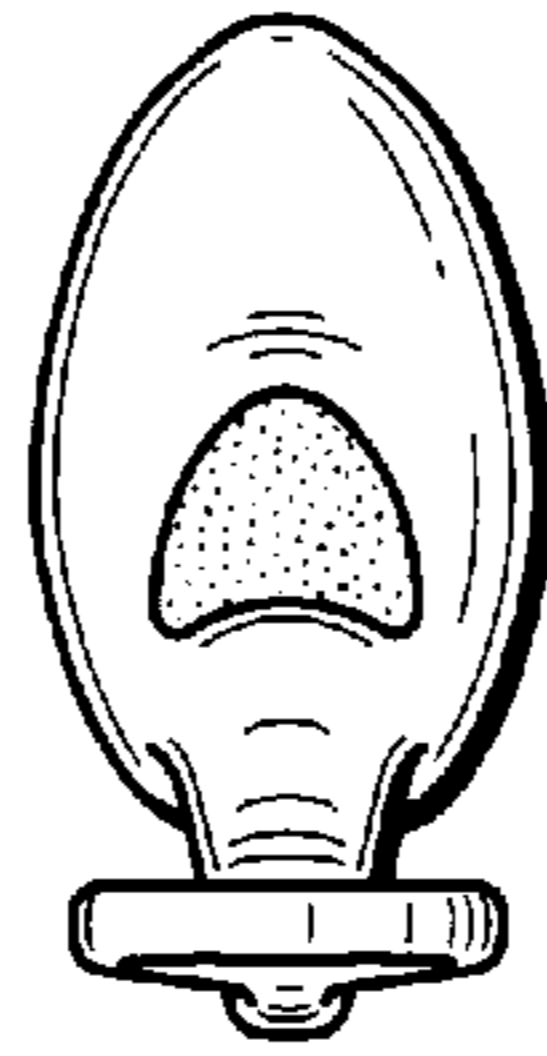
**FIG. 3**



**FIG. 4**



**FIG. 5**



**FIG. 6**

