

US00D402107S

United States Patent [19]

Allison

[11] **Patent Number: Des. 402,107**

[45] **Date of Patent: **Dec. 8, 1998**

[54] **RUCKSACK**

[76] Inventor: **Paul Anthony Allison**, 26 Langton Rd., St. Annes, Bristol BS4 4EP, United Kingdom

[**] Term: **14 Years**

[21] Appl. No.: **60,862**

[22] Filed: **Oct. 9, 1996**

[30] Foreign Application Priority Data

Apr. 9, 1996 [GB] United Kingdom 2055385

[51] **LOC (6) Cl.** **03-01**

[52] **U.S. Cl.** **D3/217**

[58] **Field of Search** D3/216, 217, 214, D3/904; 224/627, 637, 640, 645, 651, 652, 209, 215, 655, 656, 657

[56] References Cited

U.S. PATENT DOCUMENTS

- D. 249,188 8/1978 Stewart D3/217
- D. 323,426 1/1992 Mahui et al. D3/217 X
- D. 375,403 11/1996 Melk D3/217
- D. 375,622 11/1996 Croft D3/217
- 4,679,671 7/1987 Kobayashi 150/107 X

- 4,854,732 8/1989 Italici 383/6
- 5,361,951 11/1994 Chehebar 224/645 X
- 5,400,934 3/1995 Ducros 224/627 X

FOREIGN PATENT DOCUMENTS

2047002 4/1995 United Kingdom .

Primary Examiner—Prabhakar G. Deshmukh
Attorney, Agent, or Firm—Kane, Dalsimer, Sullivan, Kurucz, Levy, Eisele and Richard, LLP

[57] CLAIM

The ornamental design for a rucksack, as shown and described.

DESCRIPTION

FIG. 1 is a front perspective view of a rucksack showing my new design;
FIG. 2 is a front elevation view thereof;
FIG. 3 is a top plan view thereof;
FIG. 4 is a rear plan view thereof;
FIG. 5 is a bottom plan view thereof; and,
FIG. 6 is a side elevation view thereof; the opposite side elevation view being a mirror image of the view shown in FIG. 6.

1 Claim, 4 Drawing Sheets





Fig. 1




Fig. 2

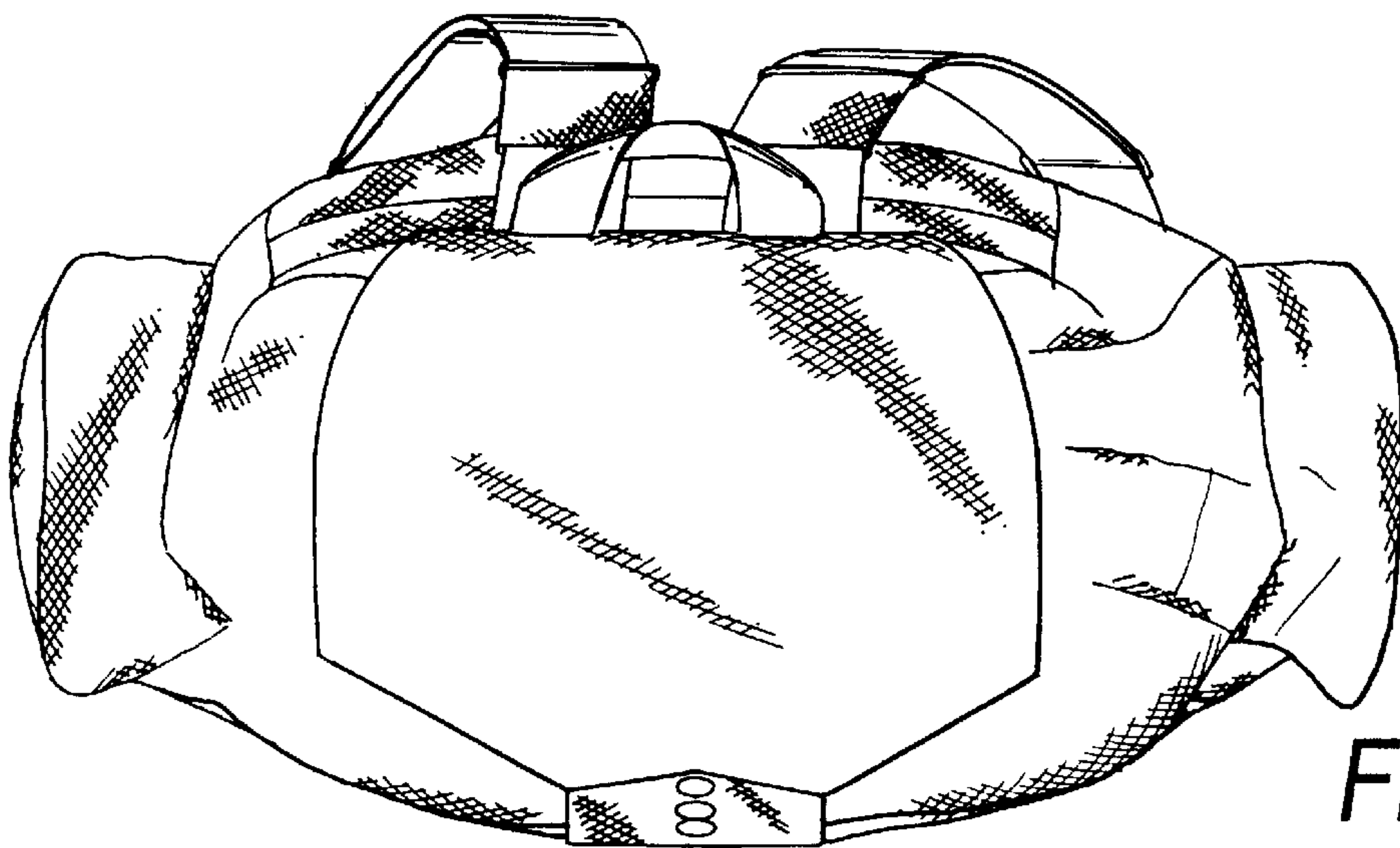


Fig. 3

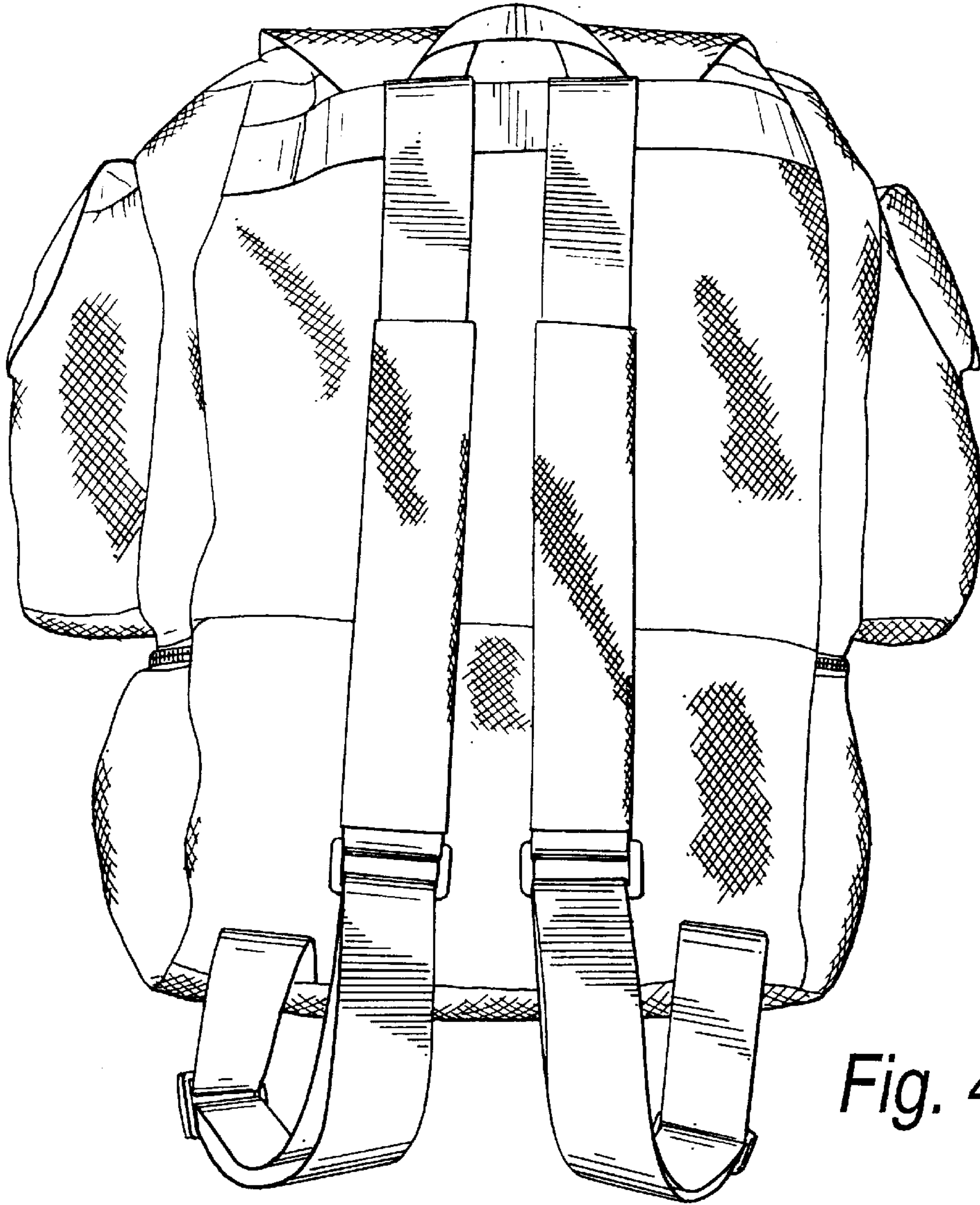


Fig. 4

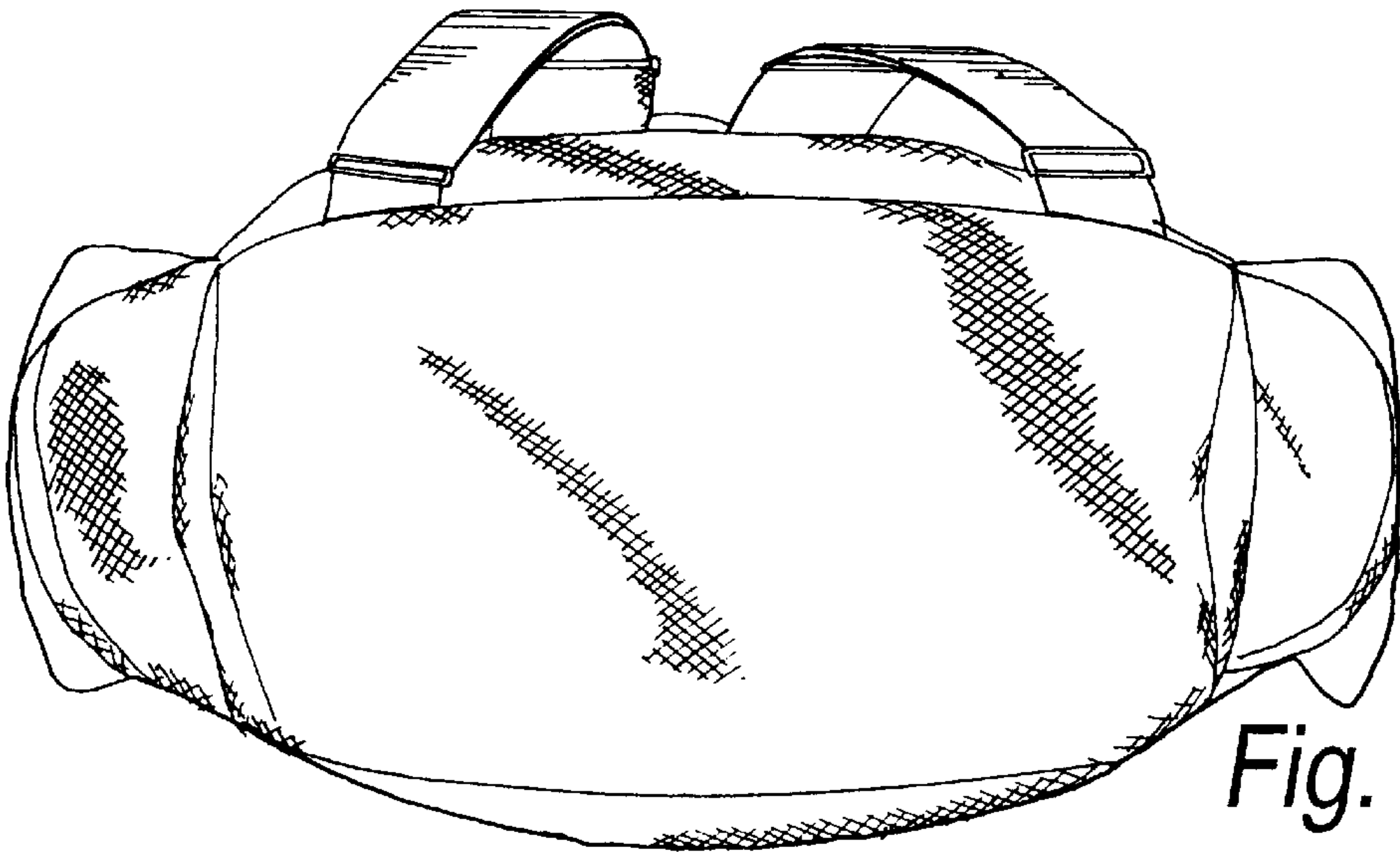


Fig. 5

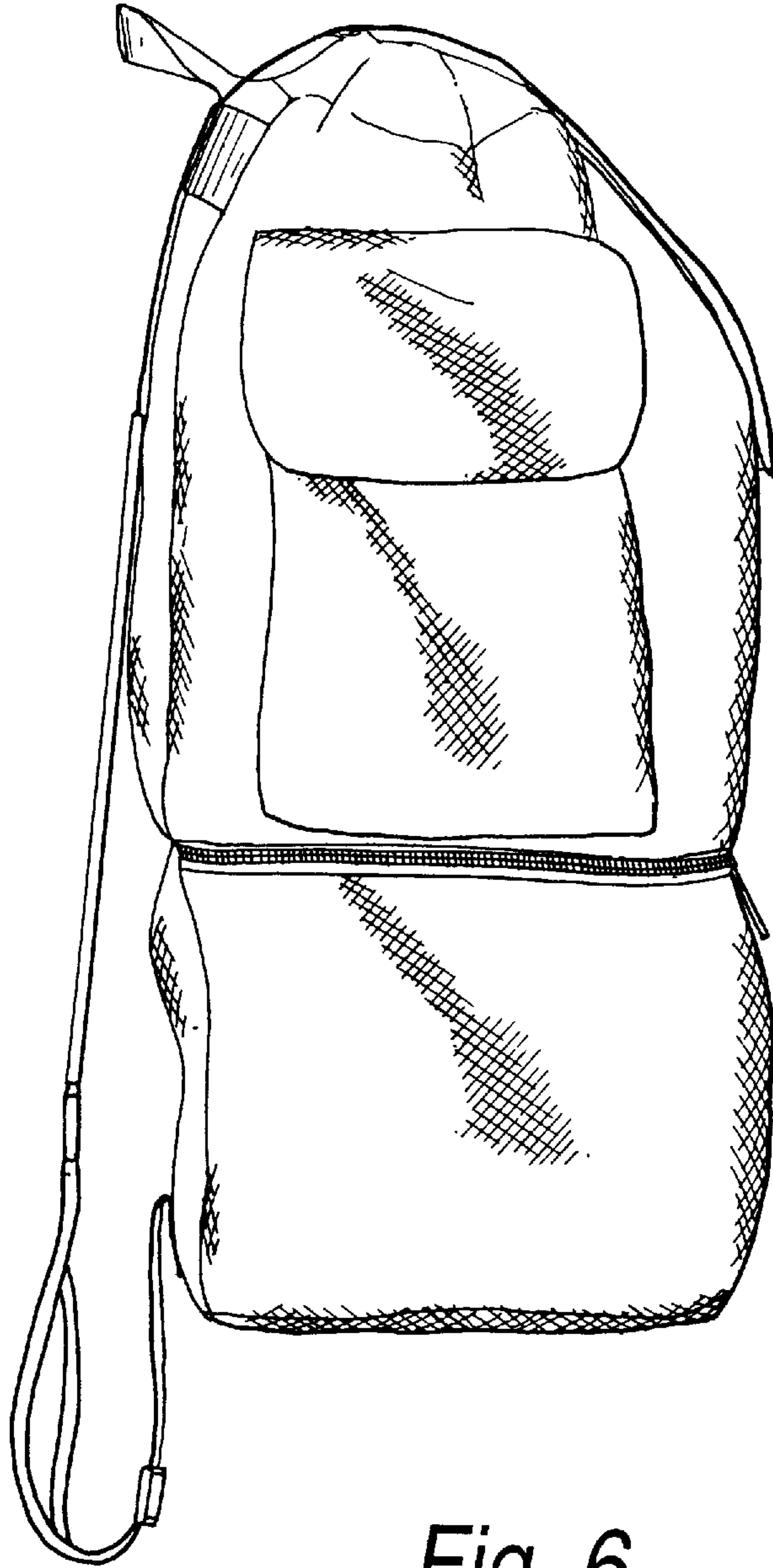


Fig. 6