



US00D402104S

United States Patent [19]

Kauker et al.

[11] **Patent Number:** **Des. 402,104**

[45] **Date of Patent:** ****Dec. 8, 1998**

[54] **WATCH HANGER**

5,540,367 7/1996 Kauker 224/903 X

[75] Inventors: **William A. Kauker**, Redondo Beach;
Barry J. Kauker, Soquel, both of Calif.

Primary Examiner—Louis S. Zarfes
Assistant Examiner—Catherine R. Oliver
Attorney, Agent, or Firm—Wagner, Middlebrook & Kimbell

[73] Assignee: **HangWare**, Santa Cruz, Calif.

[57] **CLAIM**

[**] Term: **14 Years**

The ornamental design for a watch hanger, as shown and described.

[21] Appl. No.: **55,091**

DESCRIPTION

[22] Filed: **May 29, 1996**

FIG. 1 is a perspective view of the watch hanger showing our new design;

[51] **LOC (6) Cl.** **03-01**

FIG. 2 is a front elevational view thereof;

[52] **U.S. Cl.** **D3/215**

FIG. 3 is a left side elevational view thereof;

[58] **Field of Search** D3/215, 207, 208,
D3/211; D11/79; D10/30, 33, 37; 224/152,
168, 172, 903, 269; 63/21; 24/3.13

FIG. 4 is a right side elevational view thereof;

FIG. 5 is a rear elevational view thereof;

FIG. 6 is a top plan view; and,

FIG. 7 is a bottom plan view.

[56] **References Cited**

The broken line showing of a watch in FIGS. 1-5 is for illustrative purposes only and forms no part of the claimed design.

U.S. PATENT DOCUMENTS

D. 307,671 5/1990 Satterly D3/215 X
843,050 2/1907 Wallerstedt 63/21 X
1,077,025 10/1913 Whitehead D11/79 X

1 Claim, 1 Drawing Sheet

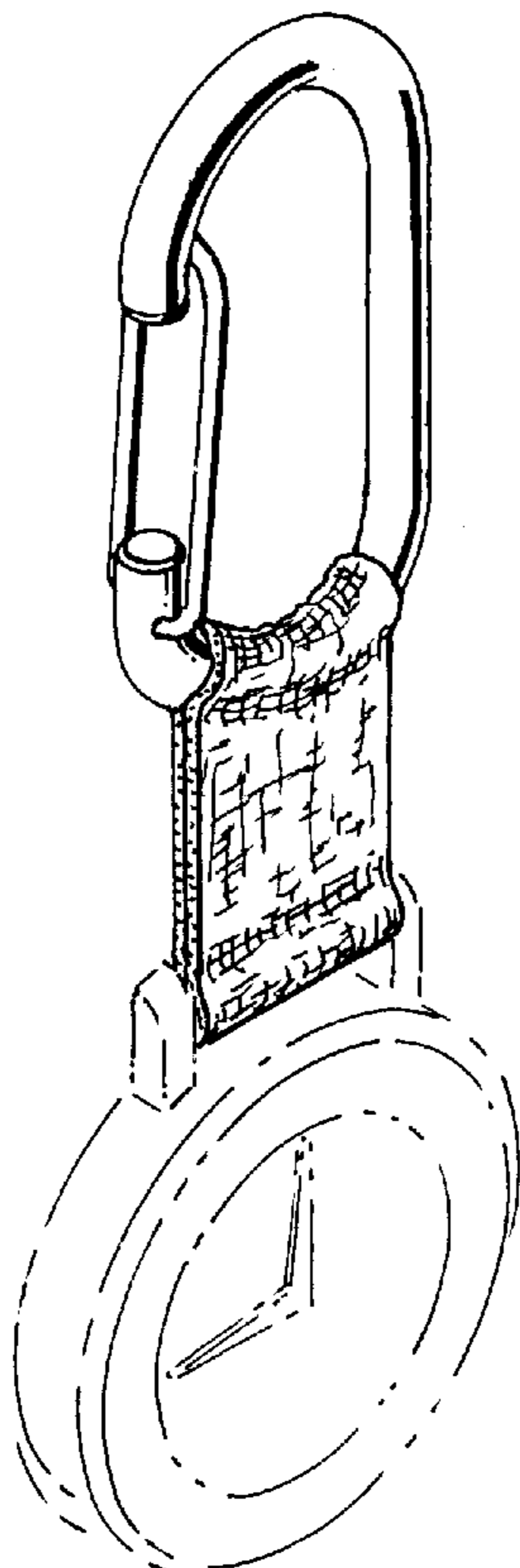


FIG. 1

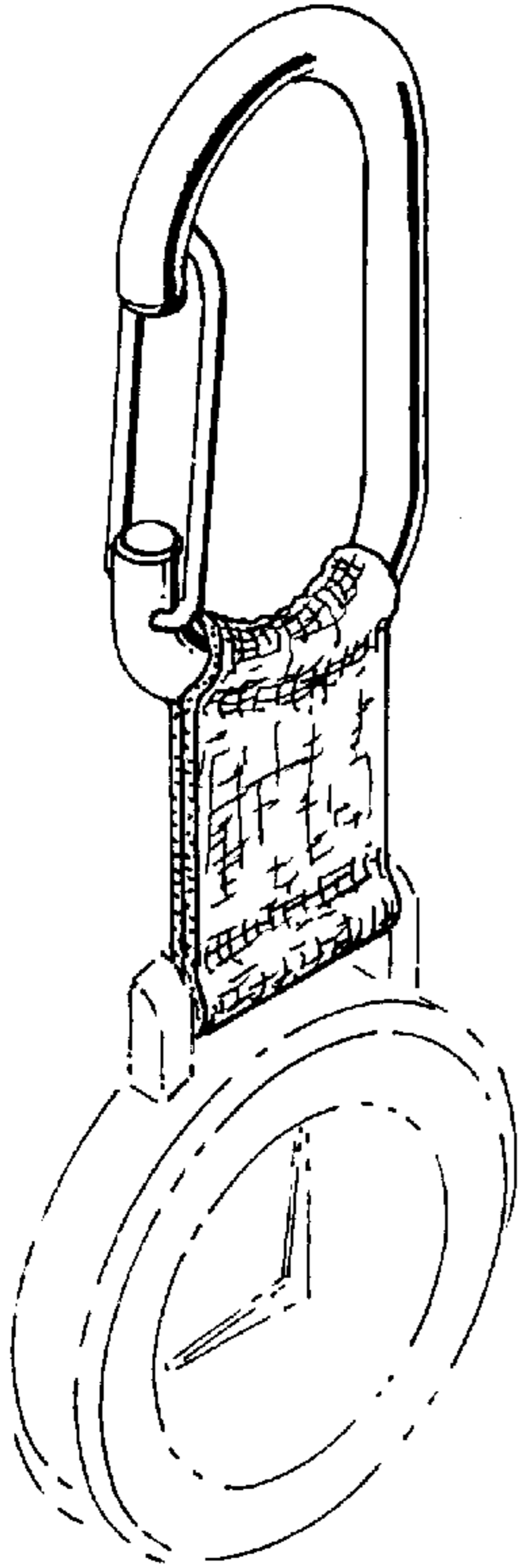


FIG. 2

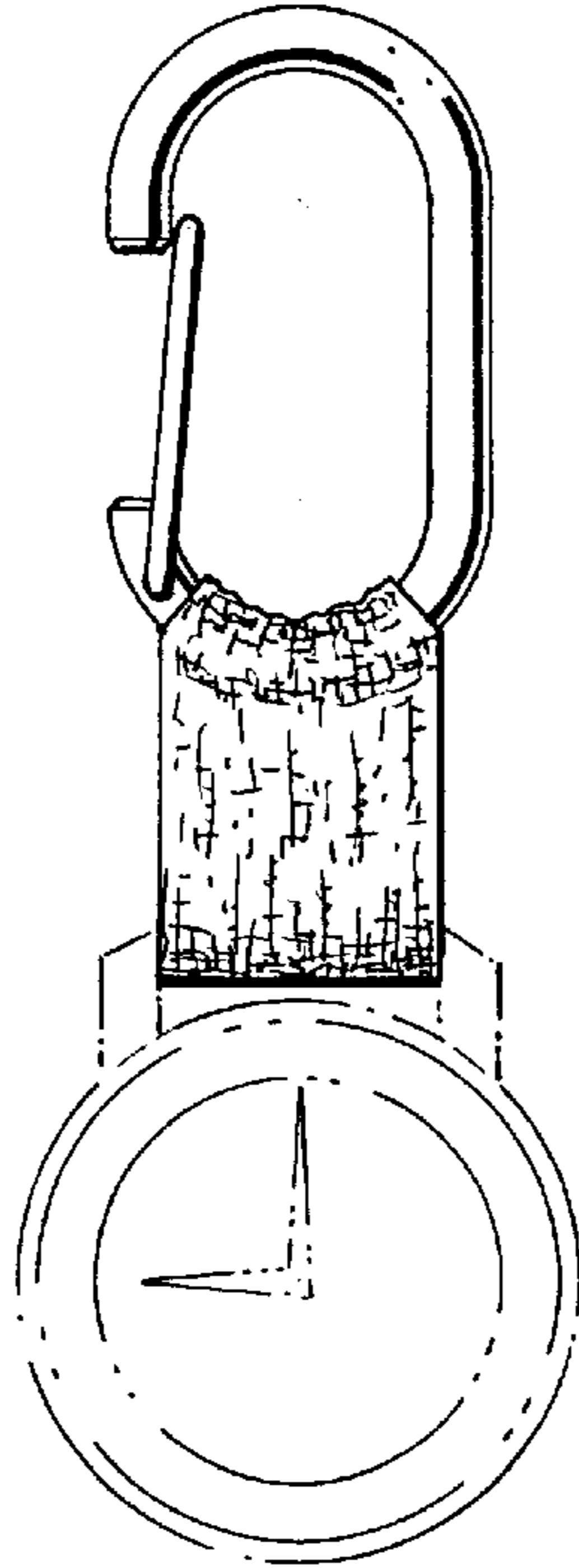


FIG. 3

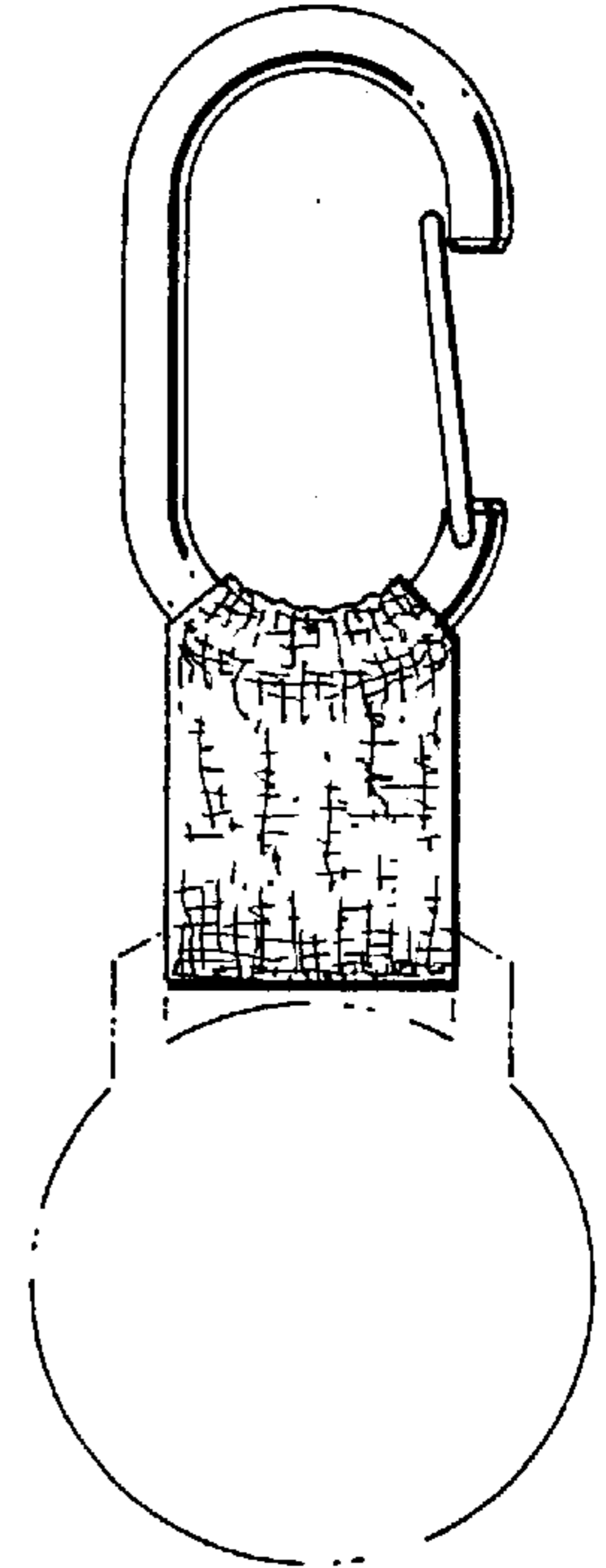


FIG. 4



FIG. 5



FIG. 6




FIG. 7