



US00D402103S

United States Patent [19]

[11] **Patent Number: Des. 402,103**

Hardy et al.

[45] **Date of Patent: **Dec. 8, 1998**

[54] **PORTION OF A SHOE UPPER**

OTHER PUBLICATIONS

[75] Inventors: **Alan S. Hardy**, Portland; **Matthew N. Rask**, Boring, both of Oreg.

Nike Footwear Catalog, Holiday 1998, pp. M43 and M74. Published Mar. 1998.

[73] Assignee: **Nike, Inc.**, Beaverton, Oreg.

Nike Footwear Catalog, Fall 1998, p. 114. Published Dec. 1997.

[**] Term: **14 Years**

Nike Footwear Catalog, Late Spring 1998, pp. 171 and 204. Published Sep. 1997.

[21] Appl. No.: **88,920**

Nike Footwear Catalog, Fall 1996, p. 174. Published Dec. 1995.

[22] Filed: **Jun. 2, 1998**

Nike Footwear Catalog, Late Spring 1995, p. 58. Published Sep. 1994.

[51] **LOC (6) Cl.** **02-99**

Primary Examiner—Dominic Simone

[52] **U.S. Cl.** **D2/972**

Attorney, Agent, or Firm—Banner & Witcoff, Ltd.

[58] **Field of Search** D2/896, 902, 906,
D2/907, 946, 972-974; 36/114, 126-130,
45, 52, 53

[57] **CLAIM**

The ornamental design for a portion of a shoe upper, as shown and described.

[56] **References Cited**

DESCRIPTION

U.S. PATENT DOCUMENTS

D. 344,396	2/1994	Hoefl et al. .	
D. 347,938	6/1994	Smith .	
D. 348,976	7/1994	Van Noy .	
D. 357,573	4/1995	NG .	
D. 361,425	8/1995	Backus .	
D. 375,194	11/1996	Teague .	
D. 379,032	5/1997	Horn .	
D. 381,496	7/1997	Smith .	
D. 381,874	8/1997	Kuerbis	D2/972
D. 382,694	8/1997	Worthington .	
D. 383,298	9/1997	Yun .	
D. 385,403	10/1997	Kuerbis .	
D. 385,406	10/1997	Doxey .	
D. 386,603	11/1997	Avar	D2/972
D. 393,346	4/1998	Hlavacs .	
D. 395,344	6/1998	Lupo .	

FIG. 1 is a perspective view of a portion of a shoe upper showing our new design;

FIG. 2 is a side elevational view of the portion of a shoe upper of FIG. 1;

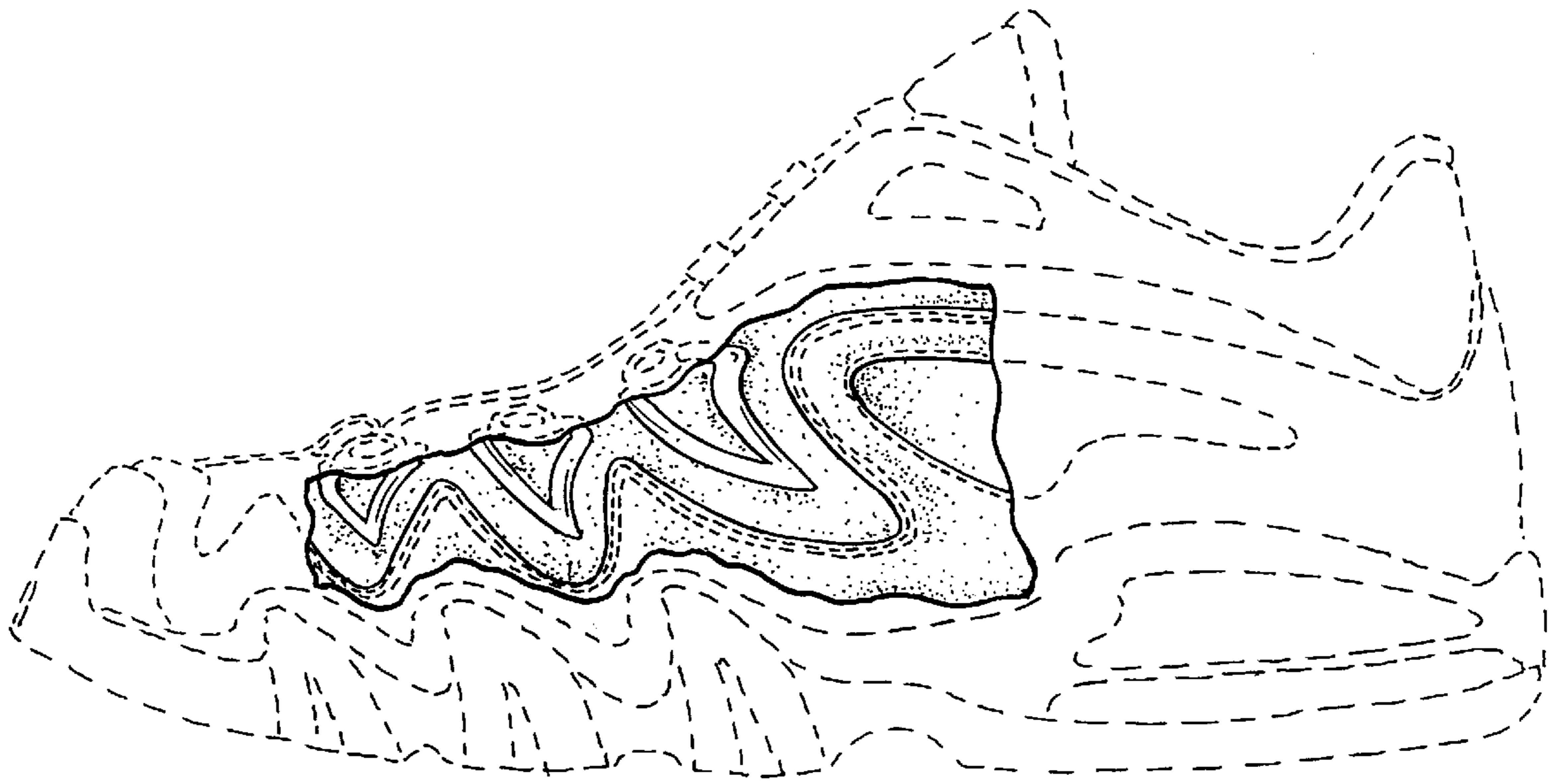
FIG. 3 is a front elevational view of the portion of a shoe upper of FIG. 1;

FIG. 4 is a rear elevational view of the portion of a shoe upper of FIG. 1; and,

FIG. 5 is a top plan view of the portion of a shoe upper of FIG. 1.

The broken line showing of a shoe sole and the remaining portion of the upper shown in FIGS. 1-5 is for illustrative purposes only and forms no part of the claimed design.

1 Claim, 2 Drawing Sheets



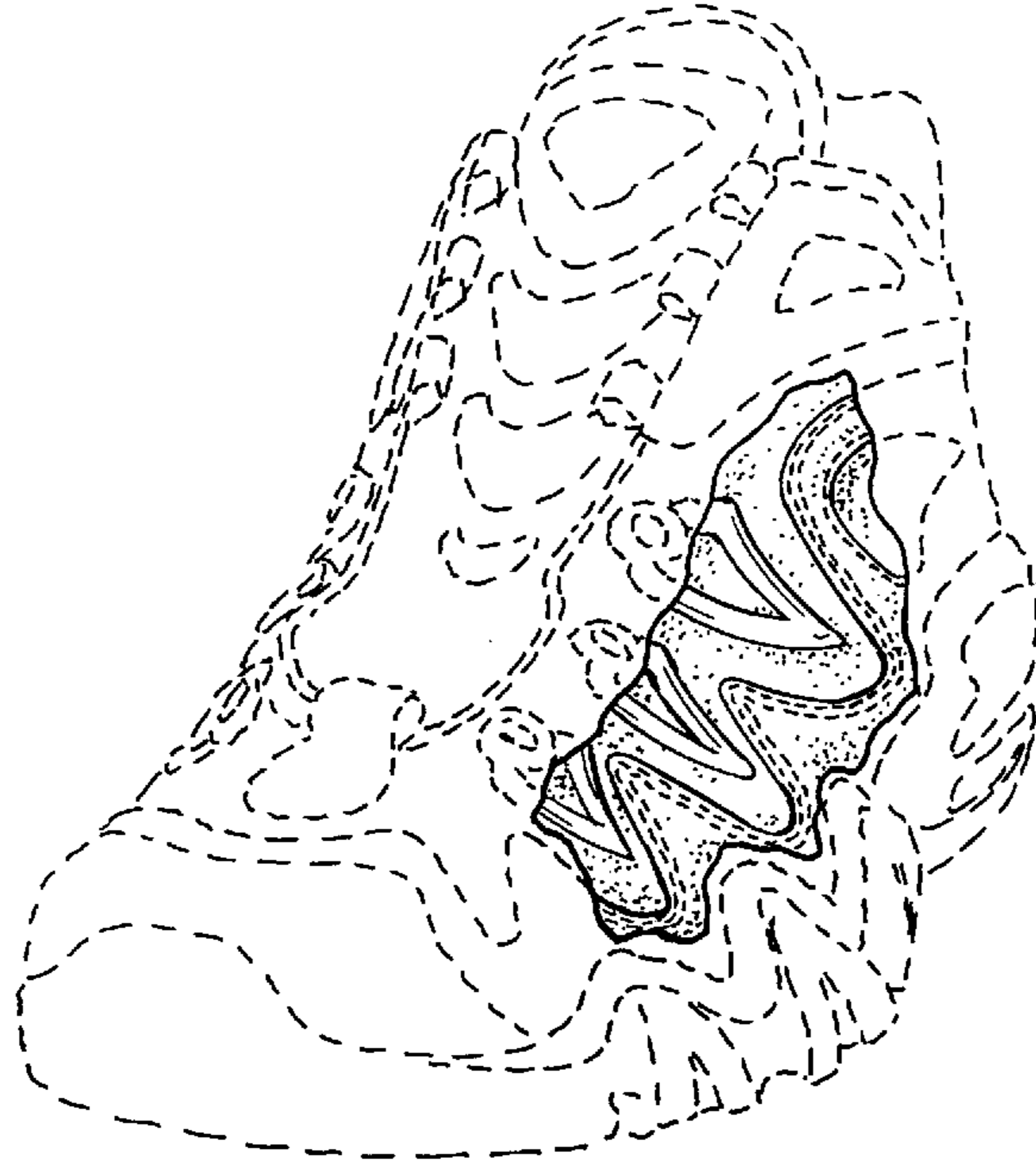


FIG. 1

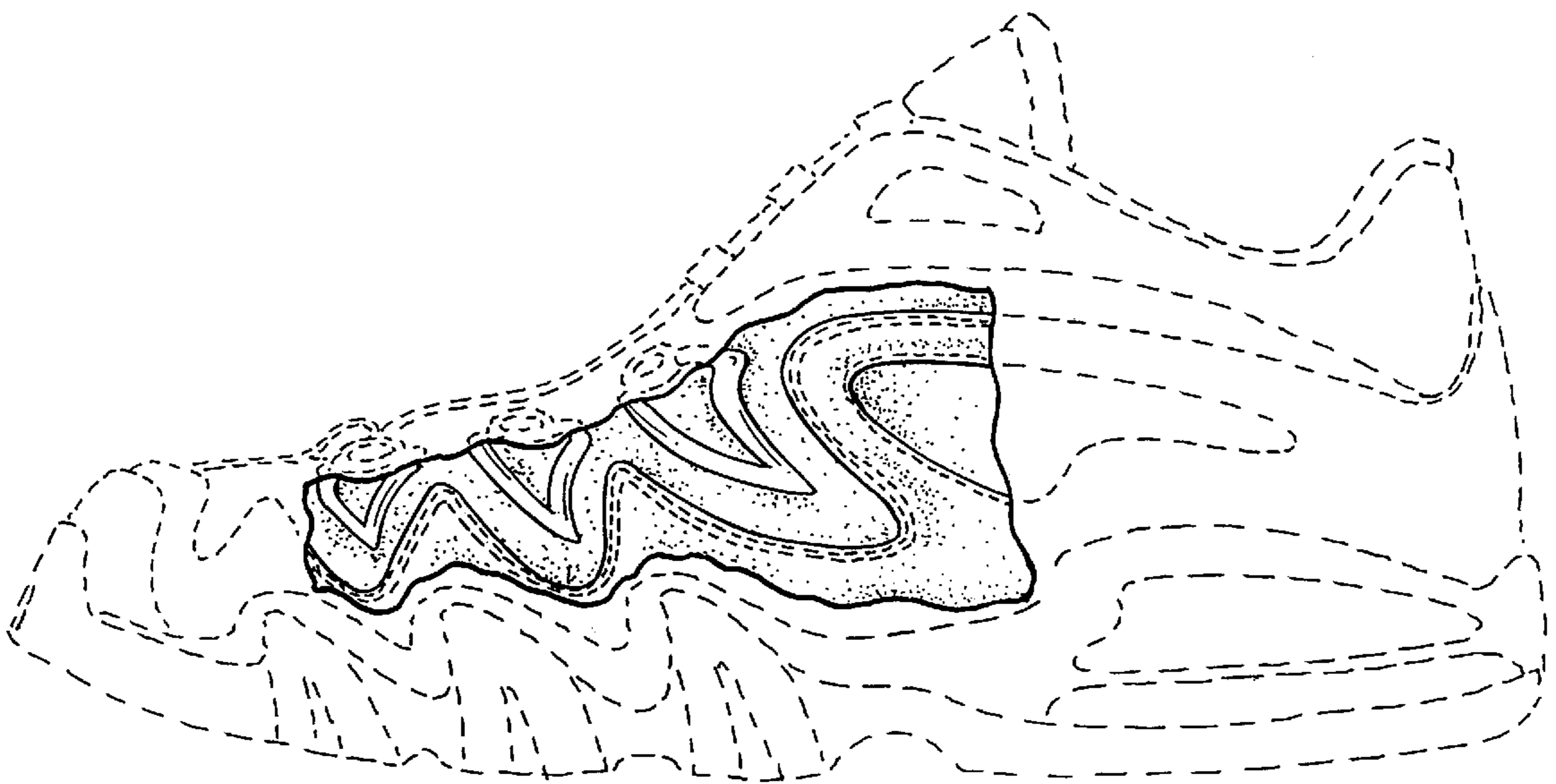


FIG. 2

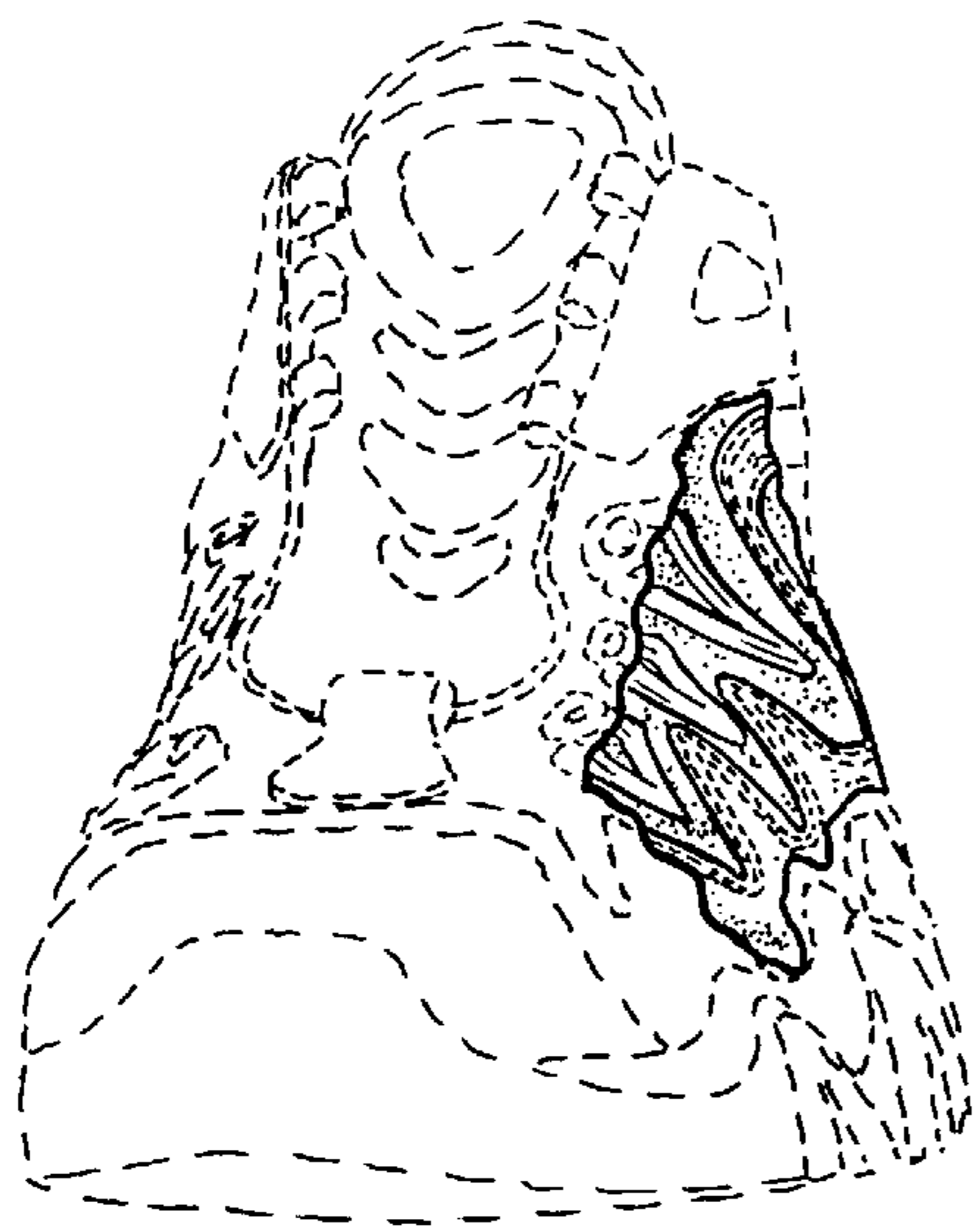


FIG. 3

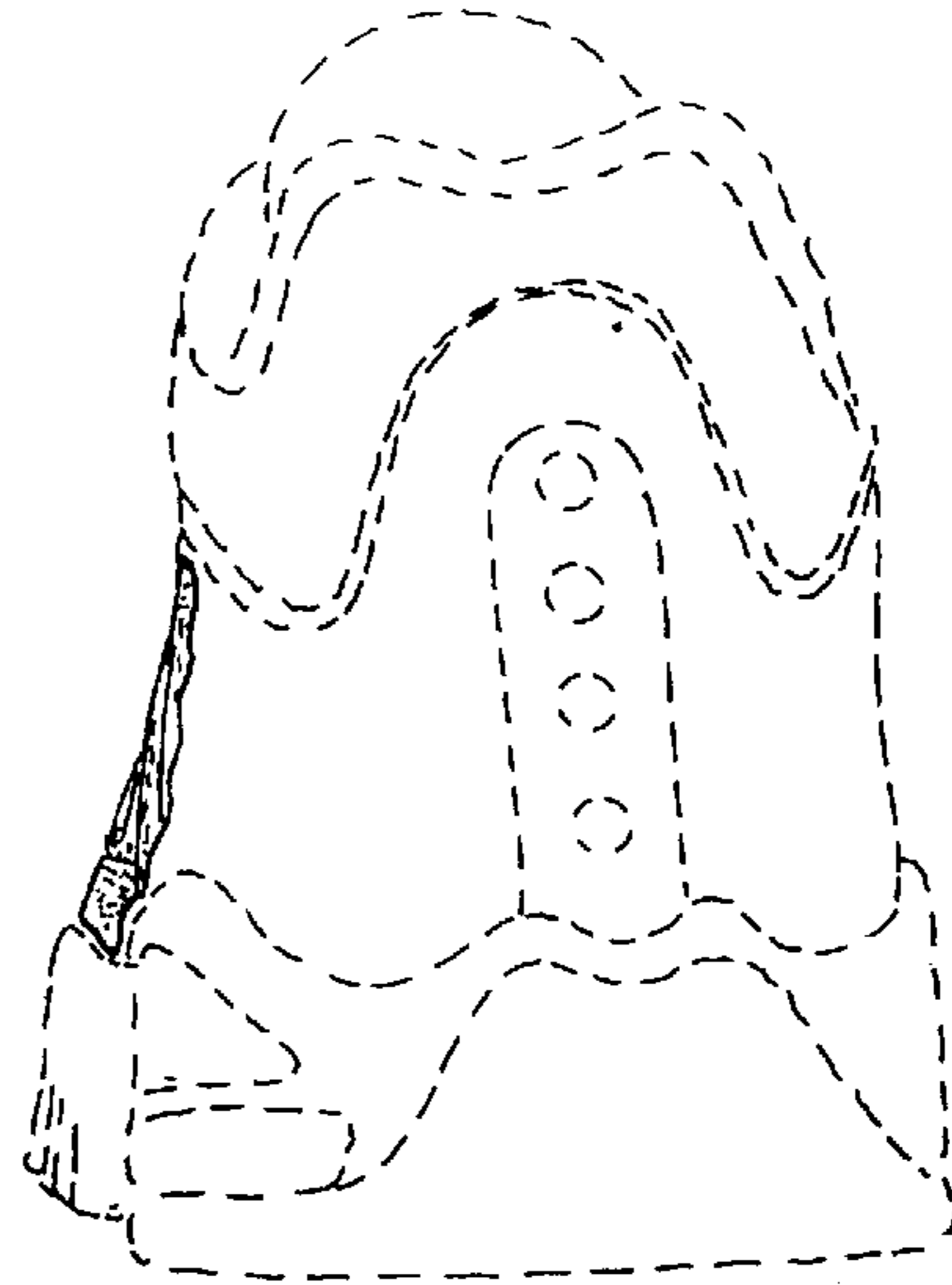


FIG. 4

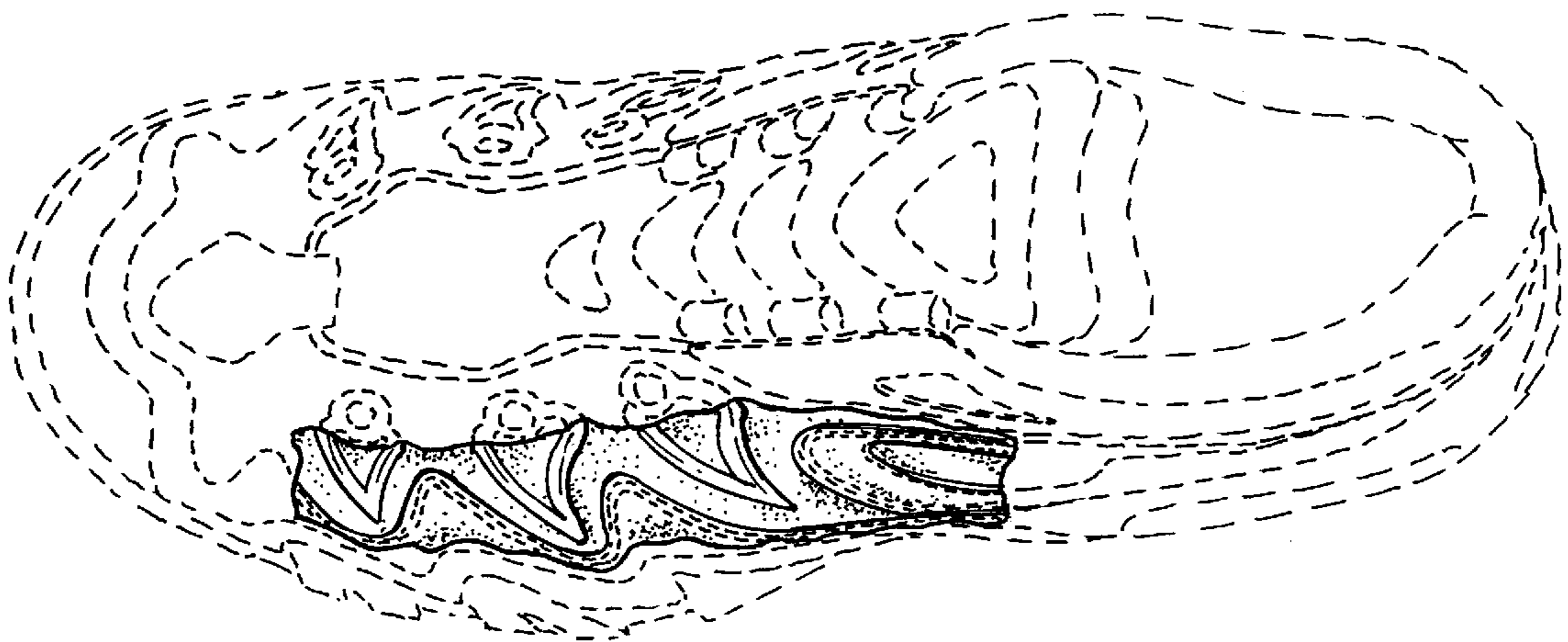


FIG. 5