

US00D402094S

United States Patent [19]
McDonald

[11] **Patent Number:** **Des. 402,094**
[45] **Date of Patent:** ****Dec. 8, 1998**

[54] **PORTION OF A SNOWBOARD BOOT SOLE**

[75] Inventor: **Steven C. McDonald**, Portland, Oreg.

[73] Assignee: **The Burton Corporation**, Burlington, Vt.

[**] Term: **14 Years**

[21] Appl. No.: **48,663**

[22] Filed: **Jan. 8, 1996**

[51] **LOC (6) Cl.** **02-04**

[52] **U.S. Cl.** **D2/953; D2/960**

[58] **Field of Search** D2/947-960; 36/114,
36/83, 89, 25 R, 28, 30 R, 32 R, 32 A

[56] **References Cited**

U.S. PATENT DOCUMENTS

- D. 266,882 11/1982 Ueno .
- D. 326,955 6/1992 Hatfield et al. D2/960
- D. 351,935 11/1994 O'Rorke D2/957
- D. 352,597 11/1994 Cohen D2/953

- D. 355,754 2/1995 Brandon D2/951
- D. 360,065 7/1995 Werman D2/953
- 4,747,220 5/1988 Autry et al. 36/114

Primary Examiner—Doris V. Coles
Attorney, Agent, or Firm—Wolf, Greenfield & Sacks, P.C.

[57] **CLAIM**

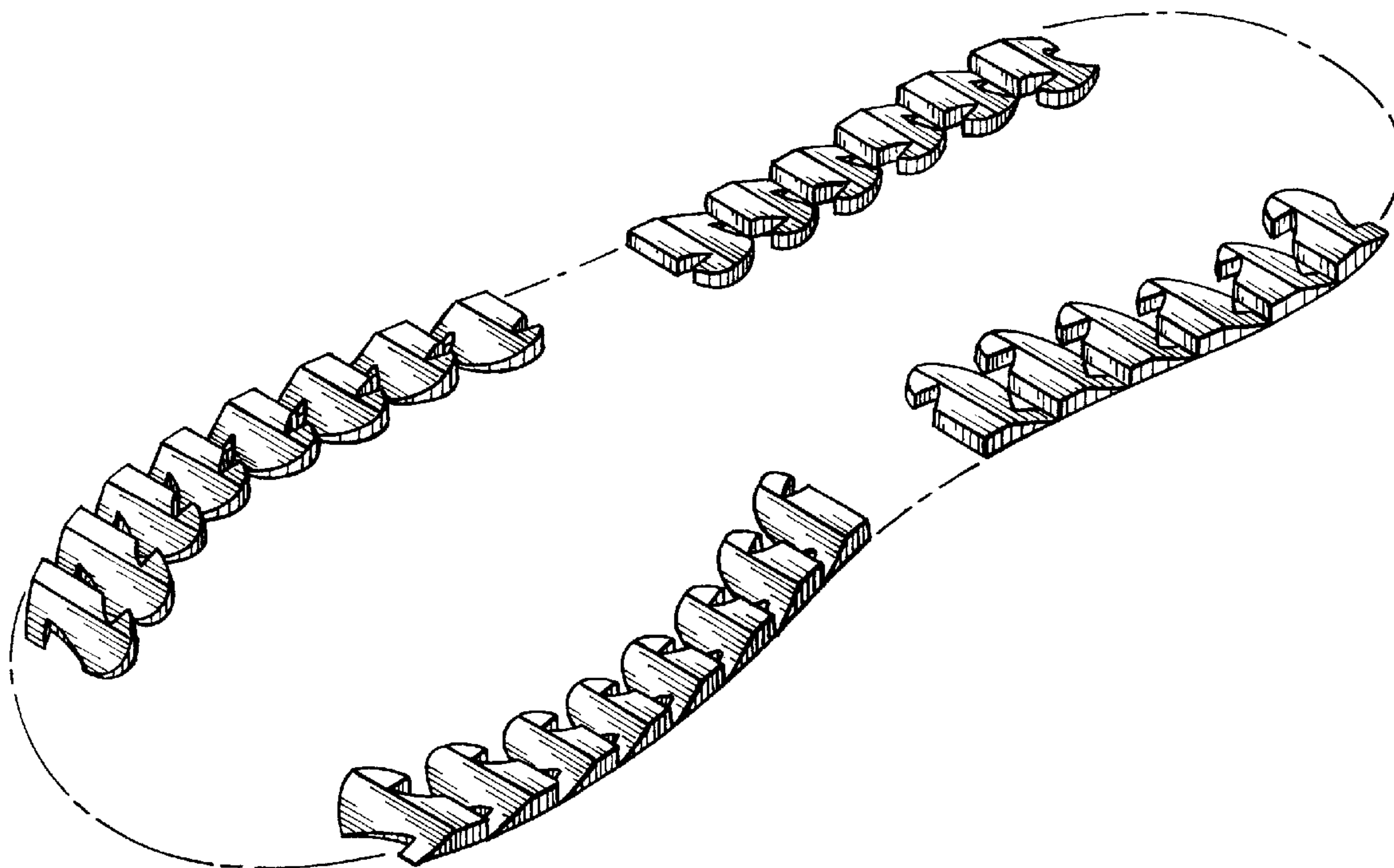
The ornamental design for a portion of a snowboard boot sole, as shown and described.

DESCRIPTION

FIG. 1 is a top plan view plan view of a portion of a snowboard boot sole, showing my new design; FIG. 2 is a left side elevational view thereof; FIG. 3 is a right side elevational view thereof; FIG. 4 is a front elevational view thereof; FIG. 5 is a rear elevational view thereof; and, FIG. 6 is a perspective view thereof.

The broken line showing of the remainder of the sole in FIGS. 1-5 is for illustrative purposes only and forms no part of claimed design.

1 Claim, 2 Drawing Sheets



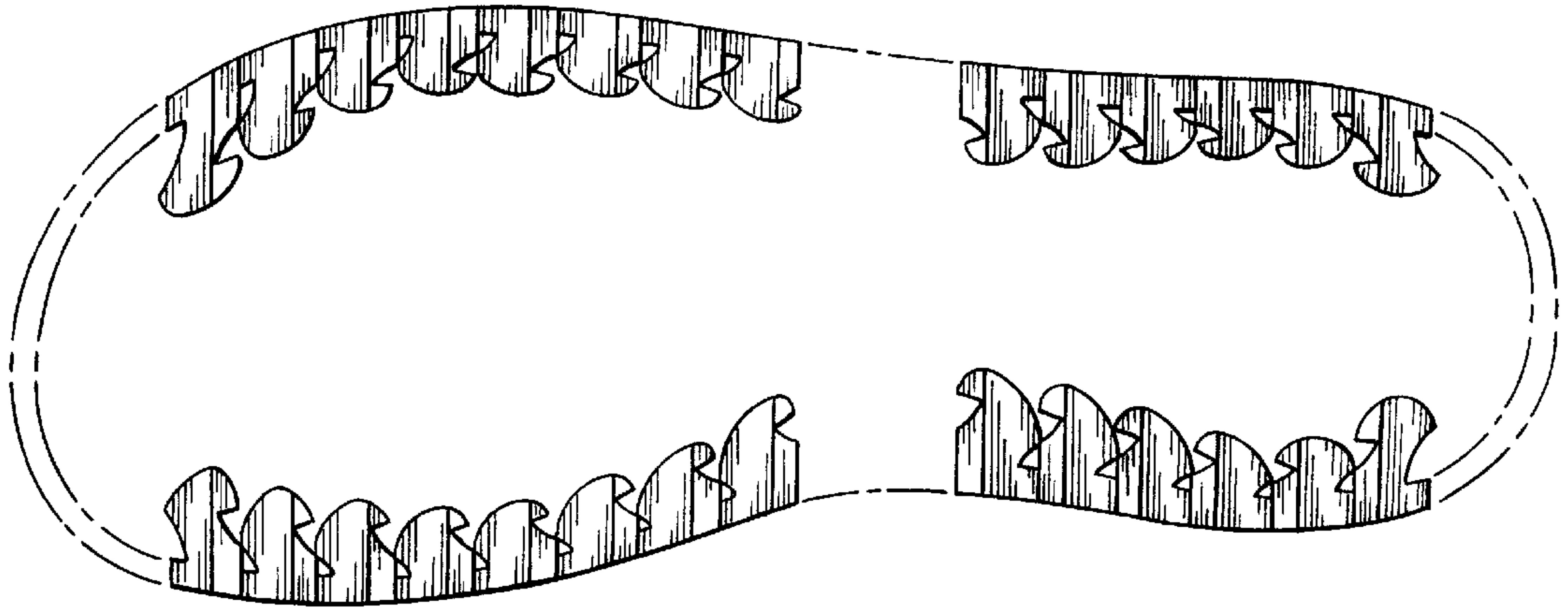


Fig. 1

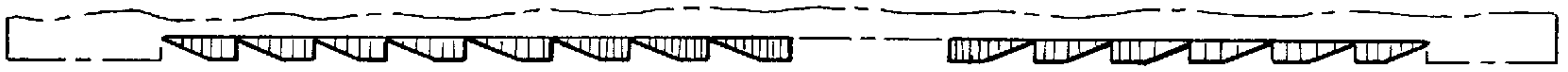


Fig. 2



Fig. 3

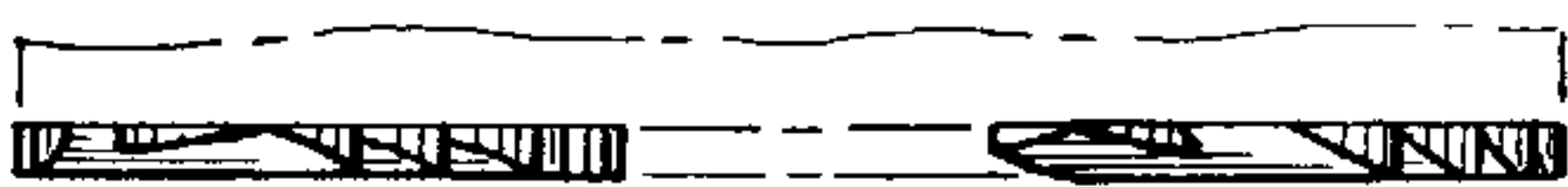


Fig. 4

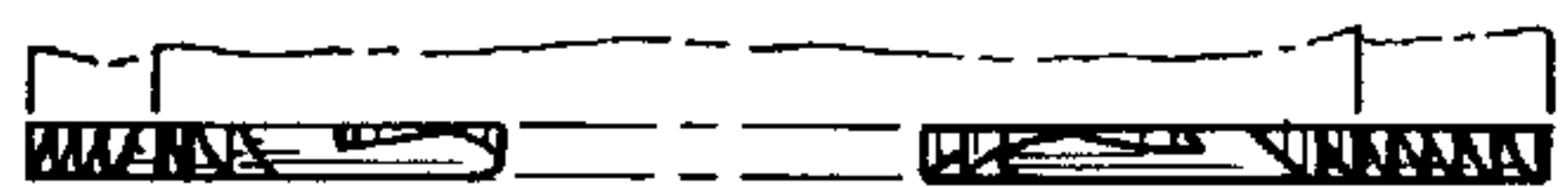


Fig. 5

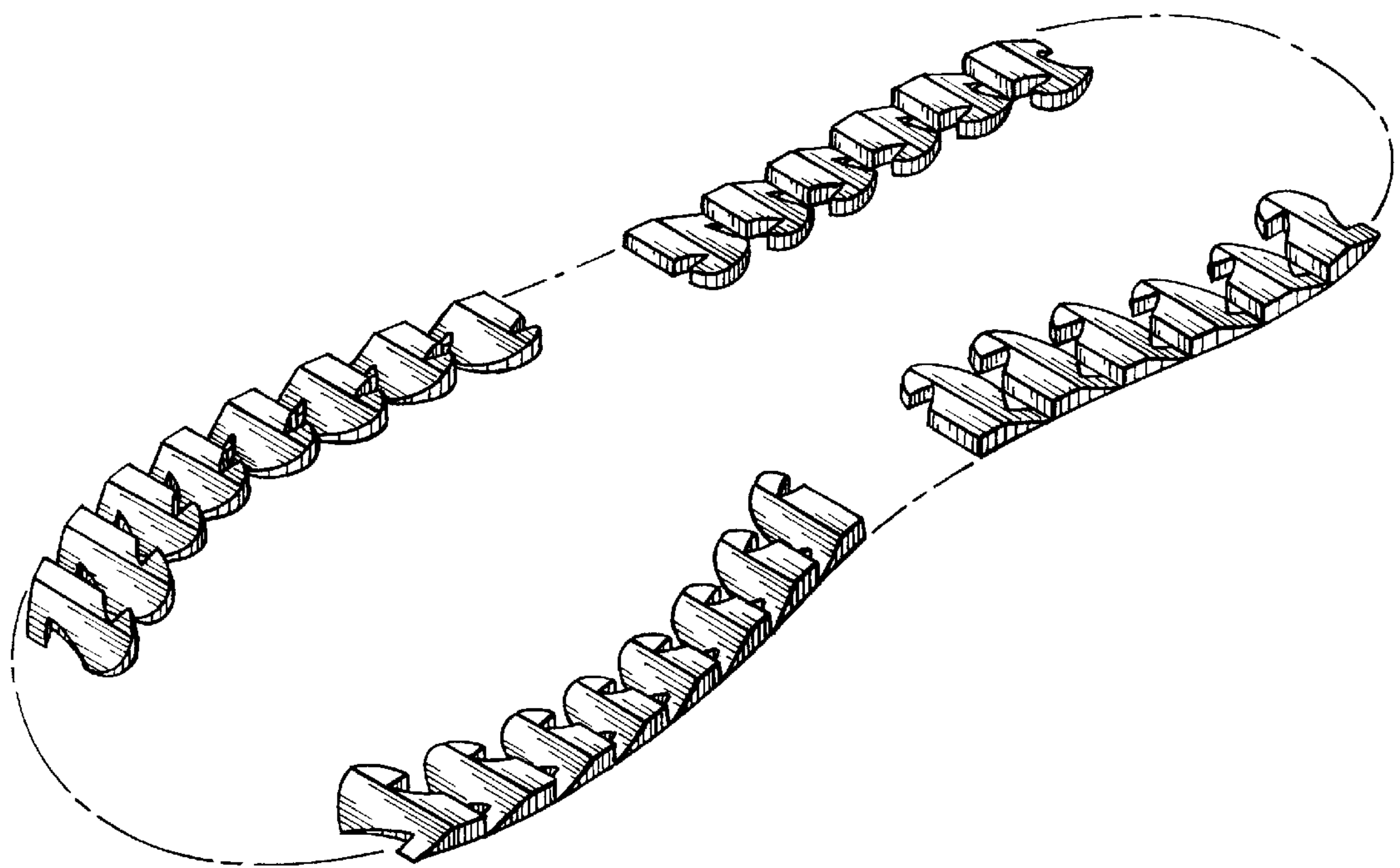


Fig. 6