



US00D402092S

United States Patent [19]
Gill

[11] **Patent Number:** **Des. 402,092**
[45] **Date of Patent:** ****Dec. 8, 1998**

[54] **SOLUTION BARRIER HEADBAND**

[76] Inventor: **Joy L. Gill**, 26 Conrad Dr. P.O. Box
933, Lapel, Ind. 46051

[**] Term: **14 Years**

[21] Appl. No.: **77,093**

[22] Filed: **Sep. 26, 1997**

[51] **LOC (6) Cl.** **02-07**

[52] **U.S. Cl.** **D2/894; D2/627**

[58] **Field of Search** D2/865, 875, 894,
D2/627; 2/171, 174, 195.1, 147; 87/8, 7,
6; 428/365; D28/20, 41, 7; 132/212

[56] **References Cited**

U.S. PATENT DOCUMENTS

D. 316,774	5/1991	Falk .	
D. 343,282	1/1994	Irish	D2/875
D. 375,386	11/1996	Smith .	
2,979,982	4/1961	Weitzel	87/6
3,026,762	3/1962	Jordan	87/8
3,050,071	8/1962	Hall .	
3,086,529	4/1963	Munz et al. .	
4,368,545	1/1983	Seidman .	

4,656,671	4/1987	Manges .	
4,958,385	9/1990	Rushton, Jr. .	
5,134,030	7/1992	Ueda et al.	428/365
5,377,360	1/1995	Fleitman .	
5,423,091	6/1995	Lange .	
5,426,788	6/1995	Meltzer	2/171

Primary Examiner—Paula A. Mortimer

[57] **CLAIM**

The ornamental design for a solution barrier headband, as shown and described.

DESCRIPTION

FIG. 1 is a front elevational view of a solution barrier headband showing my new design;
FIG. 2 is an enlarged right end elevational view thereof;
FIG. 3 is an enlarged left end elevational view thereof;
FIG. 4 is a top plan view thereof;
FIG. 5 is a rear elevational view thereof;
FIG. 6 is a perspective view thereof;
FIG. 7 is a front perspective view thereof, the broken line showing of the human form is for illustrative purposes only and forms no part of the claimed design; and,
FIG. 8 is a side perspective view thereof.

1 Claim, 3 Drawing Sheets






Fig. 1




Fig. 3




Fig. 2



Fig. 4



Fig. 5




Fig. 6




Fig. 7

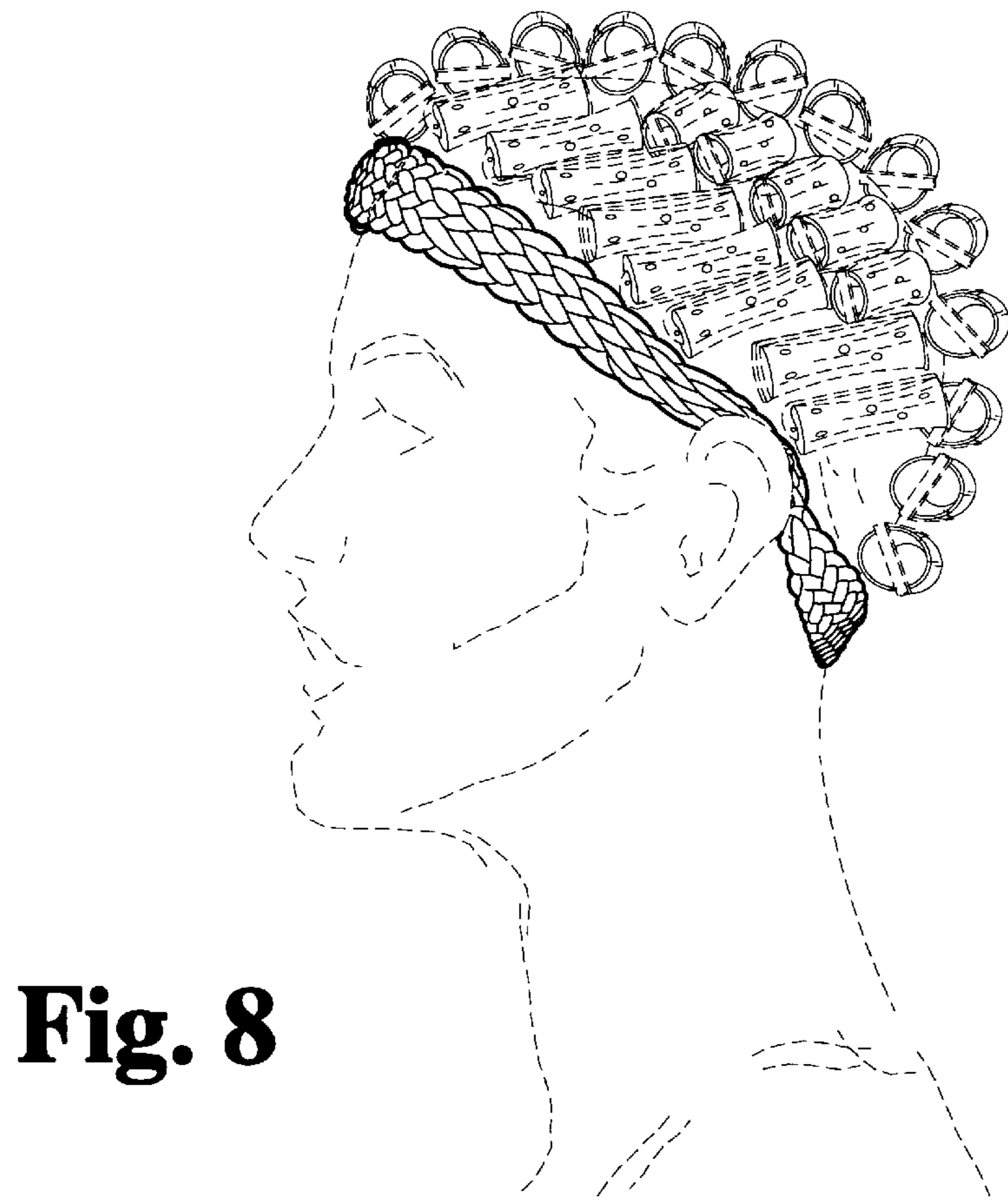


Fig. 8