



US00D402067S

**United States Patent** [19]  
**Sinclair**

[11] **Patent Number:** **Des. 402,067**

[45] **Date of Patent:** **\*\*Dec. 1, 1998**

[54] **PLANAR FLASHLIGHT**

[76] Inventor: **Iain Sinclair**, P.O. Box 807,  
Hildersham, Cambridge CB1 6BX,  
United Kingdom

[\*\*] Term: **14 Years**

[21] Appl. No.: **84,506**

[22] Filed: **Mar. 4, 1998**

[51] **LOC (6) Cl.** ..... **26-02**

[52] **U.S. Cl.** ..... **D26/37**

[58] **Field of Search** ..... D26/37-50; 362/154,  
362/155, 156, 157, 158, 183-191, 194-202,  
205

[56] **References Cited**

**U.S. PATENT DOCUMENTS**

- D. 313,662 1/1991 Caires ..... D26/37
- D. 321,785 11/1991 Garrity ..... D26/37

- D. 361,633 8/1995 Chabria ..... D26/37
- D. 383,228 9/1997 Petruzzi ..... D26/37
- D. 390,677 2/1998 Hanewinkel, II ..... D26/37

*Primary Examiner*—Marcus A. Jackson  
*Attorney, Agent, or Firm*—Price, Gess & Ubell

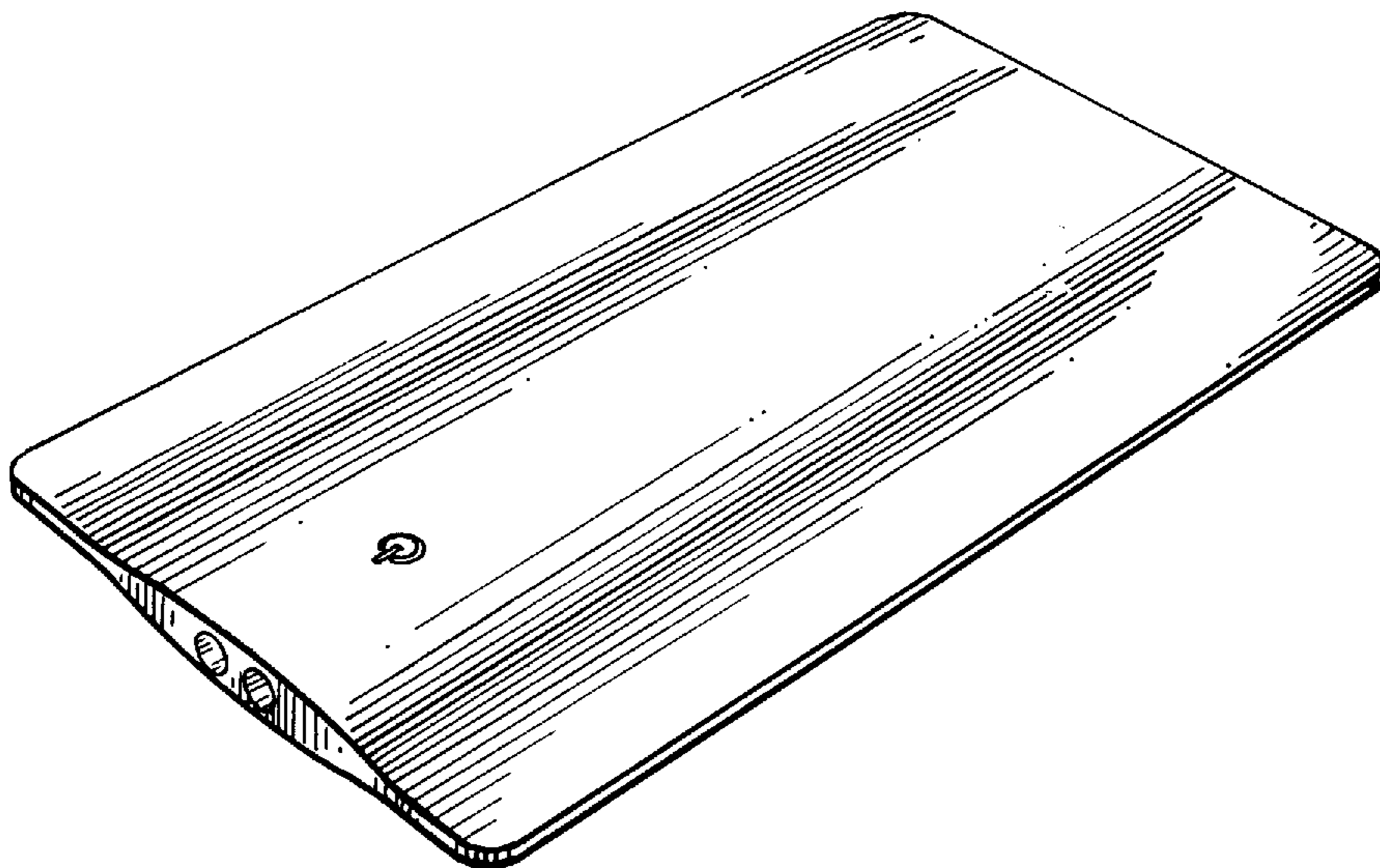
[57] **CLAIM**

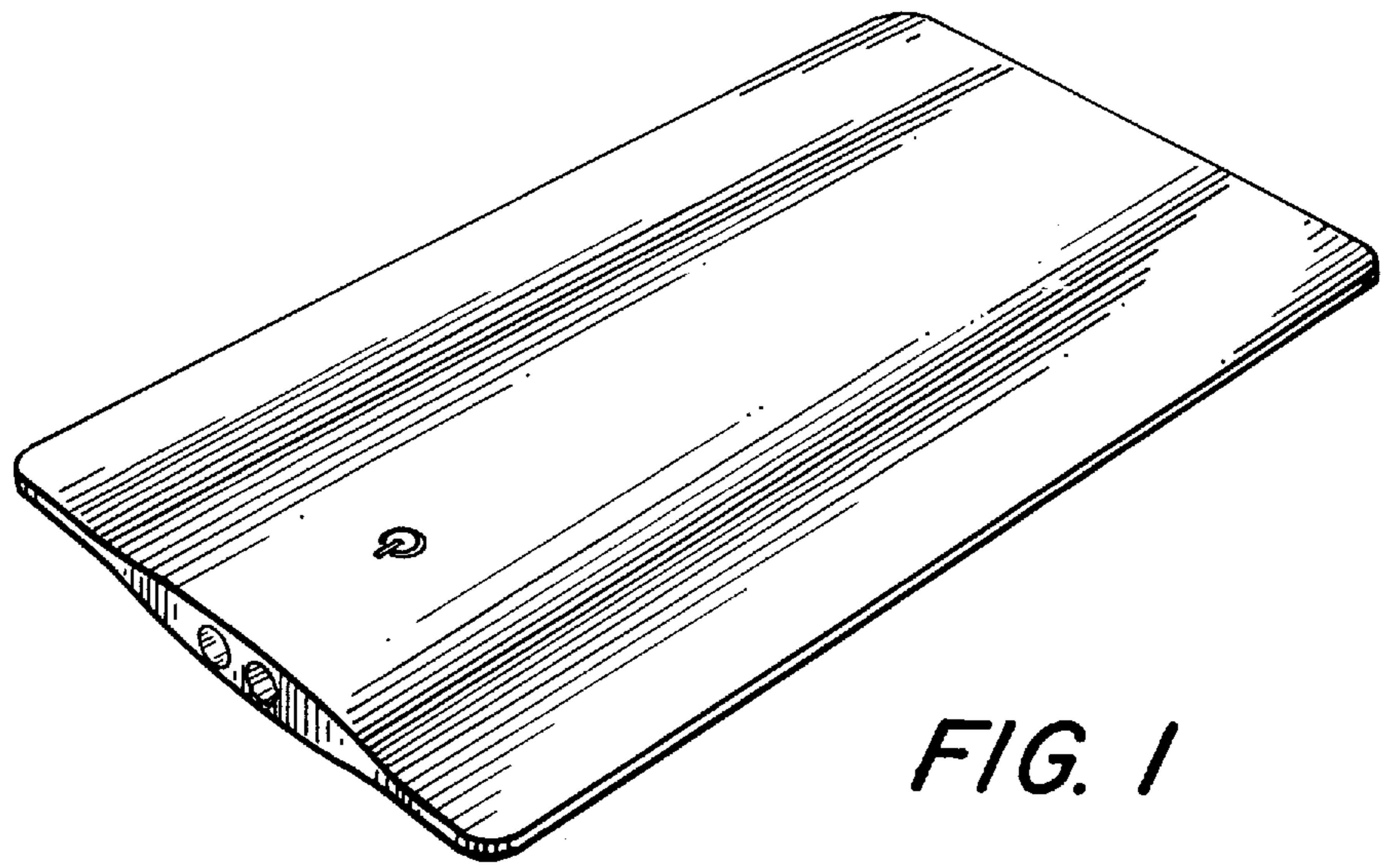
I claim the ornamental design for a planar flashlight, as shown and described.

**DESCRIPTION**

FIG. 1 is a top perspective view of the planar flashlight of the present invention;  
FIG. 2 is a left side view thereof;  
FIG. 3 is a top plan view thereof;  
FIG. 4 is a right side view thereof;  
FIG. 5 is a front view thereof;  
FIG. 6 is a rear view thereof; and,  
FIG. 7 is a bottom plan view thereof.

**1 Claim, 2 Drawing Sheets**

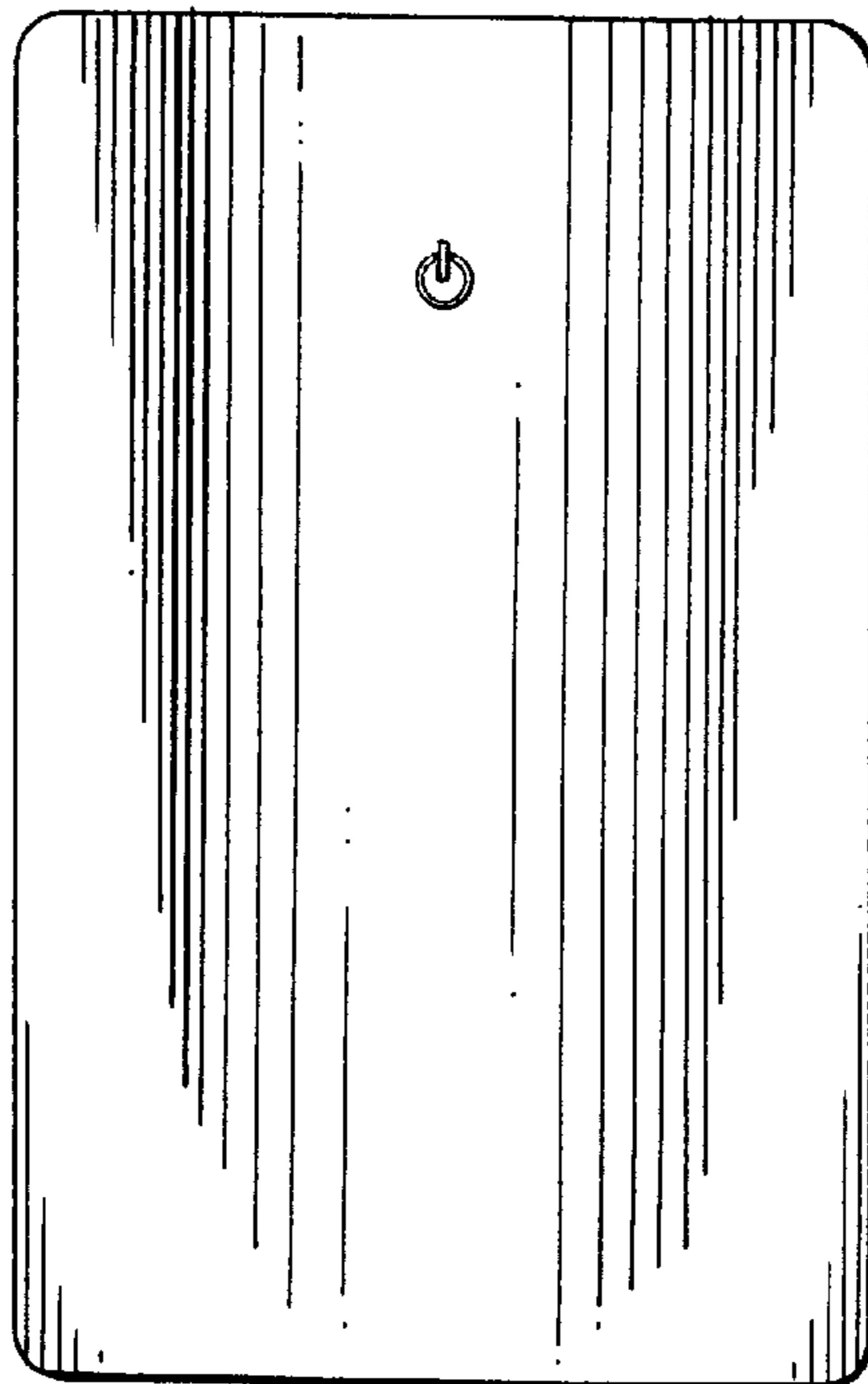




*FIG. 1*



*FIG. 2*



*FIG. 3*



*FIG. 4*



FIG. 5




FIG. 6




FIG. 7