

US00D402043S

**United States Patent** [19]  
**Schall**

[11] **Patent Number: Des. 402,043**  
[45] **Date of Patent: \*\*Dec. 1, 1998**

[54] **POOL SUPPORT MEMBER**  
[75] Inventor: **Frederick R. Schall**, Mt. Laurel, N.J.  
[73] Assignee: **Delair Group LLC**, Delair, N.J.  
[\*\*] Term: **14 Years**  
[21] Appl. No.: **66,188**  
[22] Filed: **Feb. 6, 1997**  
[51] **LOC (6) Cl.** ..... **25-02**  
[52] **U.S. Cl.** ..... **D25/61; D25/133**  
[58] **Field of Search** ..... **D25/126, 61, 133;**  
4/488, 506; 52/169.9, 726.3, 732.1-732.3,  
737.1-737.3, 737.6, 740.4

5,555,574 9/1996 Wason et al. .... 4/506

*Primary Examiner*—Doris Clark  
*Attorney, Agent, or Firm*—Jay M. Cantor

[57] **CLAIM**

The ornamental design for a pool support member, as shown and described.

**DESCRIPTION**

FIG. 1 is a perspective view of the pool support member in accordance with the present invention;  
FIG. 2 is a front view of the pool support member of FIG. 1;  
FIG. 3 is a top view of the pool support member of FIG. 1;  
FIG. 4 is a side view of the pool support member of FIG. 1 with the opposing side being a mirror image thereof;  
FIG. 5 is a rear view of the pool support member of FIG. 1; and,  
FIG. 6 is a bottom view of the pool support member of FIG. 1.

[56] **References Cited**  
**U.S. PATENT DOCUMENTS**  
D. 245,018 7/1977 Harris ..... D25/61  
D. 390,670 2/1998 Keating et al. .... D25/133  
3,986,309 10/1976 Coulter ..... 52/169.9

**1 Claim, 2 Drawing Sheets**

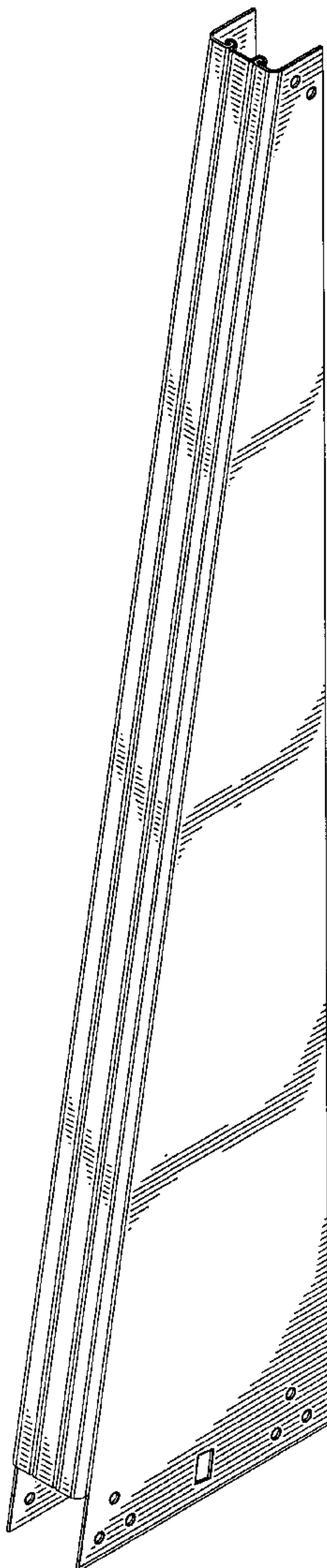


FIG. 1

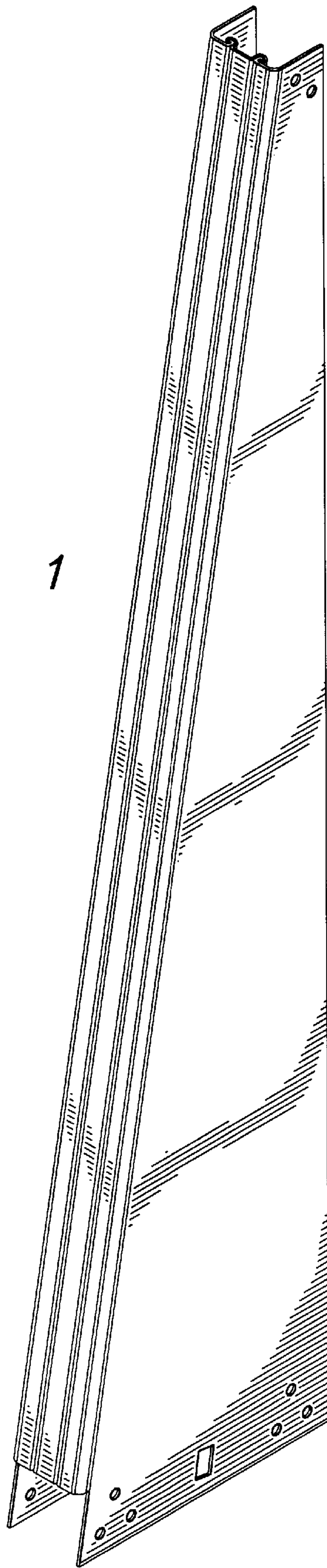


FIG. 3

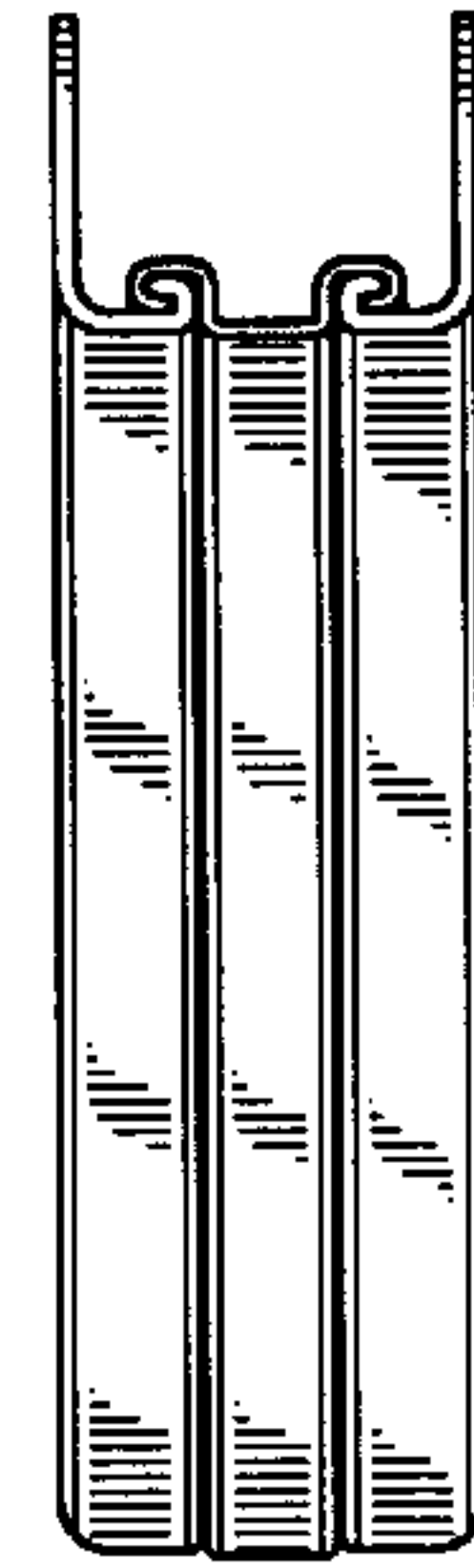
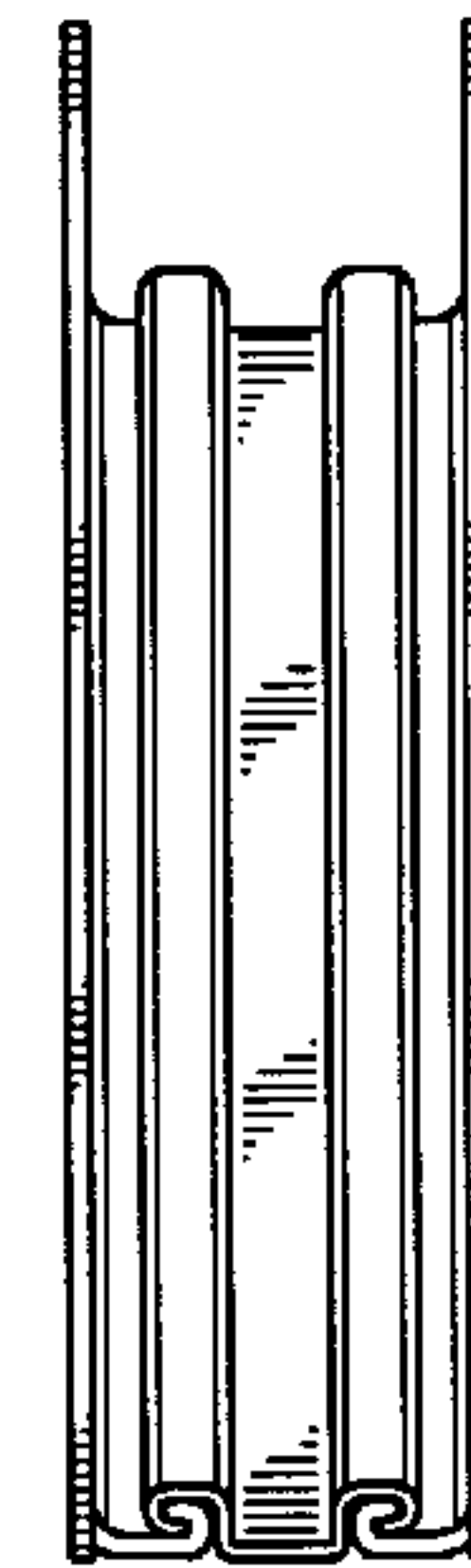


FIG. 6



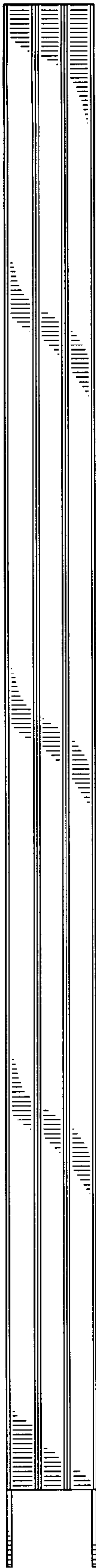


FIG. 2

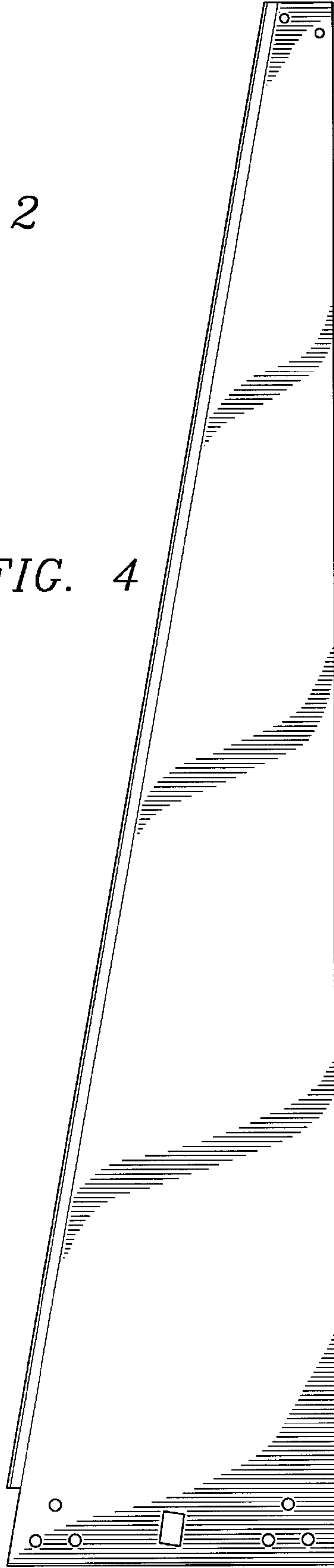


FIG. 4

FIG. 5

