



US00D402039S

United States Patent [19]

Victor et al.

[11] **Patent Number:** **Des. 402,039**

[45] **Date of Patent:** ****Dec. 1, 1998**

[54] **HANDRAIL**

4,014,523 3/1977 Reader 256/59

[75] Inventors: **Daniel R. Victor**, Kalamazoo; **Stanley W. McKay**, Richland; **Melvin J. Guiles**, Casnovia; **Kenneth A. Ahrens**, Schoolcraft, all of Mich.

Primary Examiner—Doris Clark
Attorney, Agent, or Firm—Baker & McKenzie

[73] Assignee: **Interkal, Inc.**, Kalamazoo, Mich.

[**] Term: **14 Years**

[57] **CLAIM**

The ornamental design for a handrail, as shown and described.

[21] Appl. No.: **59,358**

[22] Filed: **Sep. 9, 1996**

DESCRIPTION

[51] **LOC (6) Cl.** **25-02**

[52] **U.S. Cl.** **D25/41**

[58] **Field of Search** D25/41, 42, 43, D25/44, 38; 4/506, 511; 52/720.1, 169.9, 169.13; 256/DIG. 5, DIG. 6, 21, 22, 45, 59; 182/113, 112

FIG. 1 is a perspective view of a handrail embodying our invention;

FIG. 2 is a front elevational view thereof;

FIG. 3 is a rear elevational view thereof;

FIG. 4 is a side elevational view thereof;

FIG. 5 is an opposite side elevational view thereof;

FIG. 6 is a top view thereof; and,

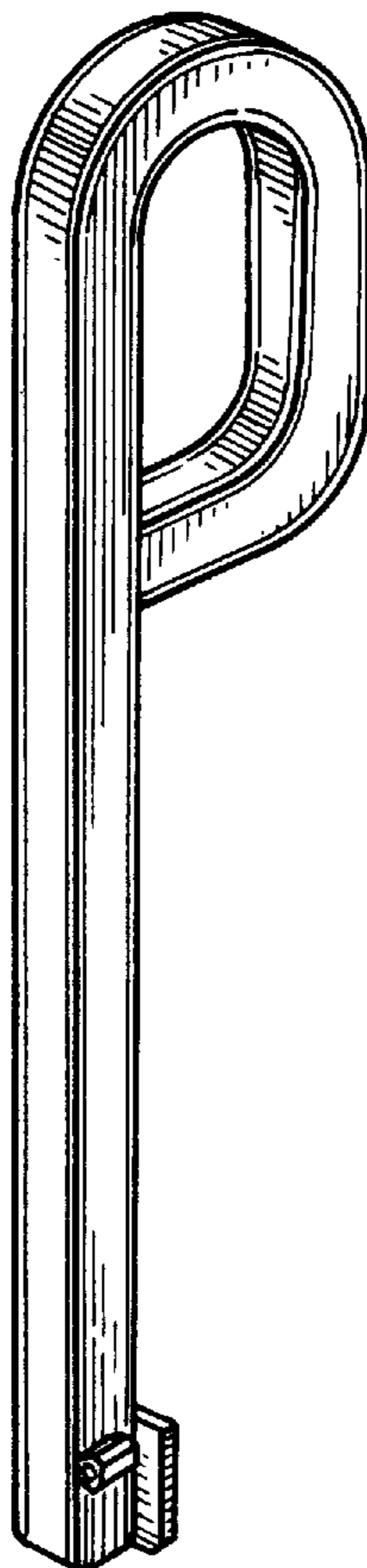
FIG. 7 is a bottom view thereof.

[56] **References Cited**

U.S. PATENT DOCUMENTS

D. 194,835 3/1963 Prizler et al. D25/41

1 Claim, 1 Drawing Sheet






Fig 6

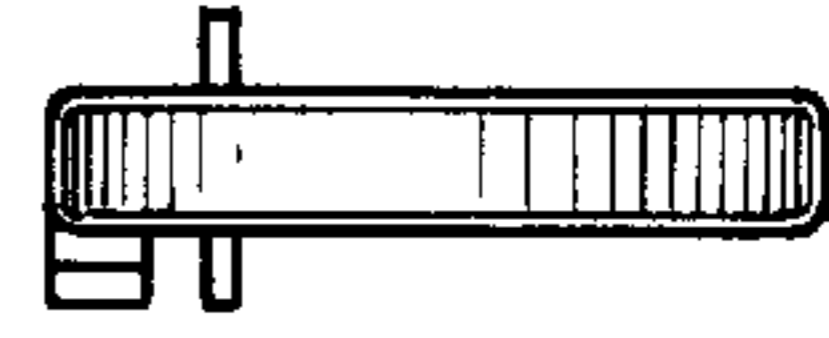


Fig 7

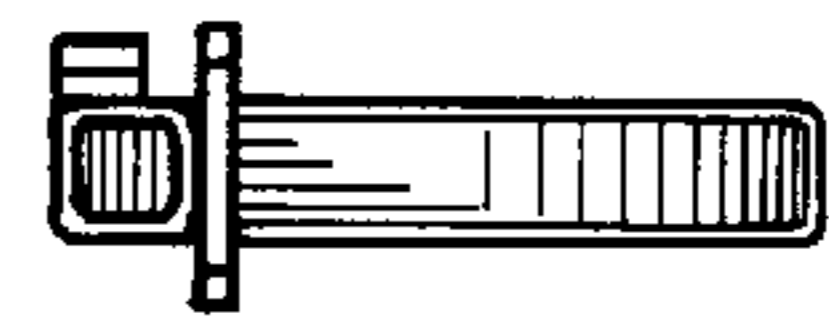


Fig 2 Fig 3

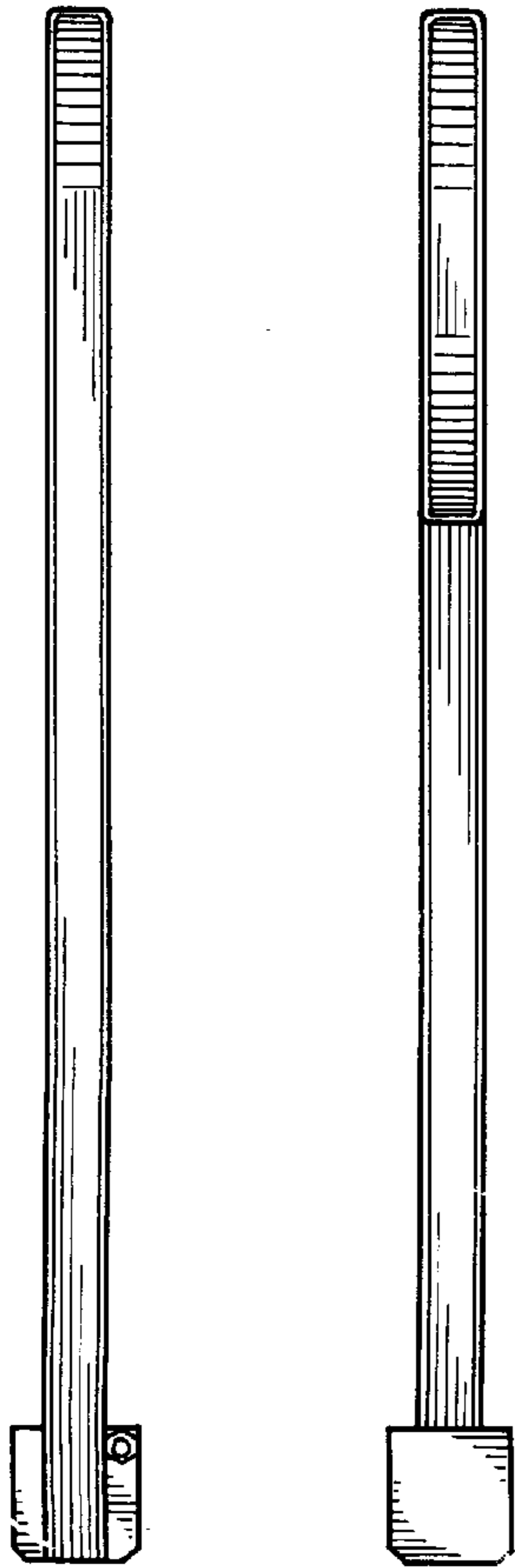


Fig 4

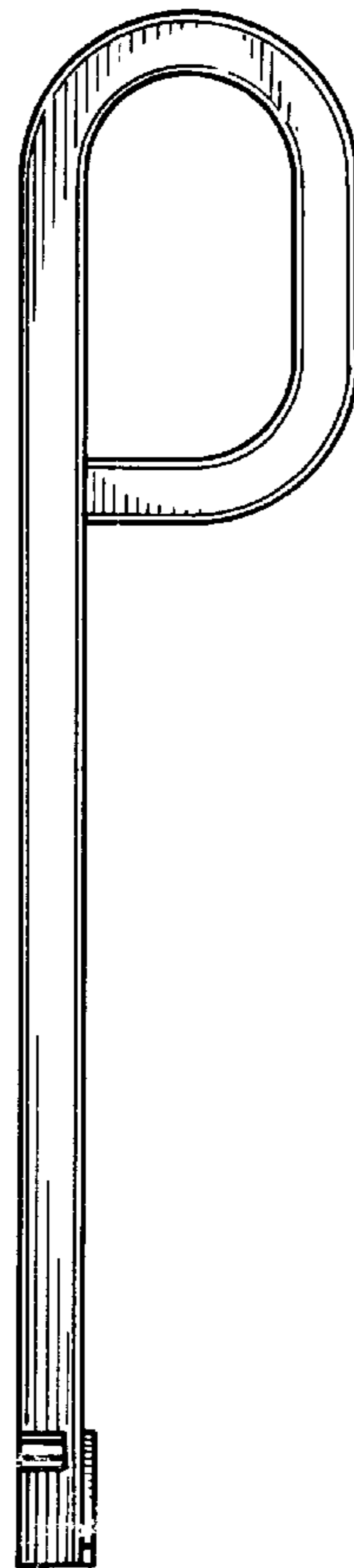


Fig 5

