



US00D402027S

United States Patent [19]

Elwell et al.

[11] **Patent Number: Des. 402,027**

[45] **Date of Patent: **Dec. 1, 1998**

[54] **MASK ATTACHMENT**

5,636,628 6/1997 Barnum 128/206.12

[76] Inventors: **J. Michael Elwell; Sharon B. Elwell**,
both of 5845 NW. 24th Ct., Margate,
Fla. 33063-1958

OTHER PUBLICATIONS

The Fischer Cataolg, from the examiner's reference collec-
tion, p. 1392, item 17-622-11, Pesticide Prefilter, Dec.
1992.

[**] Term: **14 Years**

Primary Examiner—Louis S. Zarfes
Assistant Examiner—Greg Andoll

[21] Appl. No.: **65,194**

[22] Filed: **Jan. 23, 1997**

[57] CLAIM

[51] **LOC (6) Cl.** **29-02**

[52] **U.S. Cl.** **D24/110.5; D24/110.1;**
D24/110; D29/122

The ornamental design for a mask attachment, as shown and
described.

[58] **Field of Search** D24/110, 110.1,
D24/110.5, 189; D29/122; 428/905; 128/206.19,
206.17, 206.16; D20/11; 239/36

DESCRIPTION

[56] References Cited

U.S. PATENT DOCUMENTS

D. 340,114	10/1993	Arginsky	D24/189
649,826	5/1900	Eldred	239/36
2,303,073	11/1942	Brown	428/905
2,744,523	5/1956	Malcolm, Jr. et al.	128/206.17
4,004,584	1/1977	Geaney	128/206.14
4,038,979	8/1977	McCosker	128/206.12
4,744,514	5/1988	Gadoua	239/36
5,357,947	10/1994	Adler	128/201.13
5,399,404	3/1995	Laughlin et al.	428/905
5,433,192	7/1995	Ebeling	128/201.13

FIG. 1 is a front elevational view of mask attachment
showing our new design;
FIG. 2 is a back elevational view thereof;
FIG. 3 is a left side elevational view thereof;
FIG. 4 is a right side elevational view thereof;
FIG. 5 is a top plan view thereof;
FIG. 6 is a bottom plan view thereof;
FIG. 7 is a front, top, right side perspective view thereof,
with the cover pulled back; and,
FIG. 8 is a left side perspective view thereof in use condi-
tion; the broken line showing is for illustrative purposes only
and forms no part of the claimed design.

1 Claim, 3 Drawing Sheets

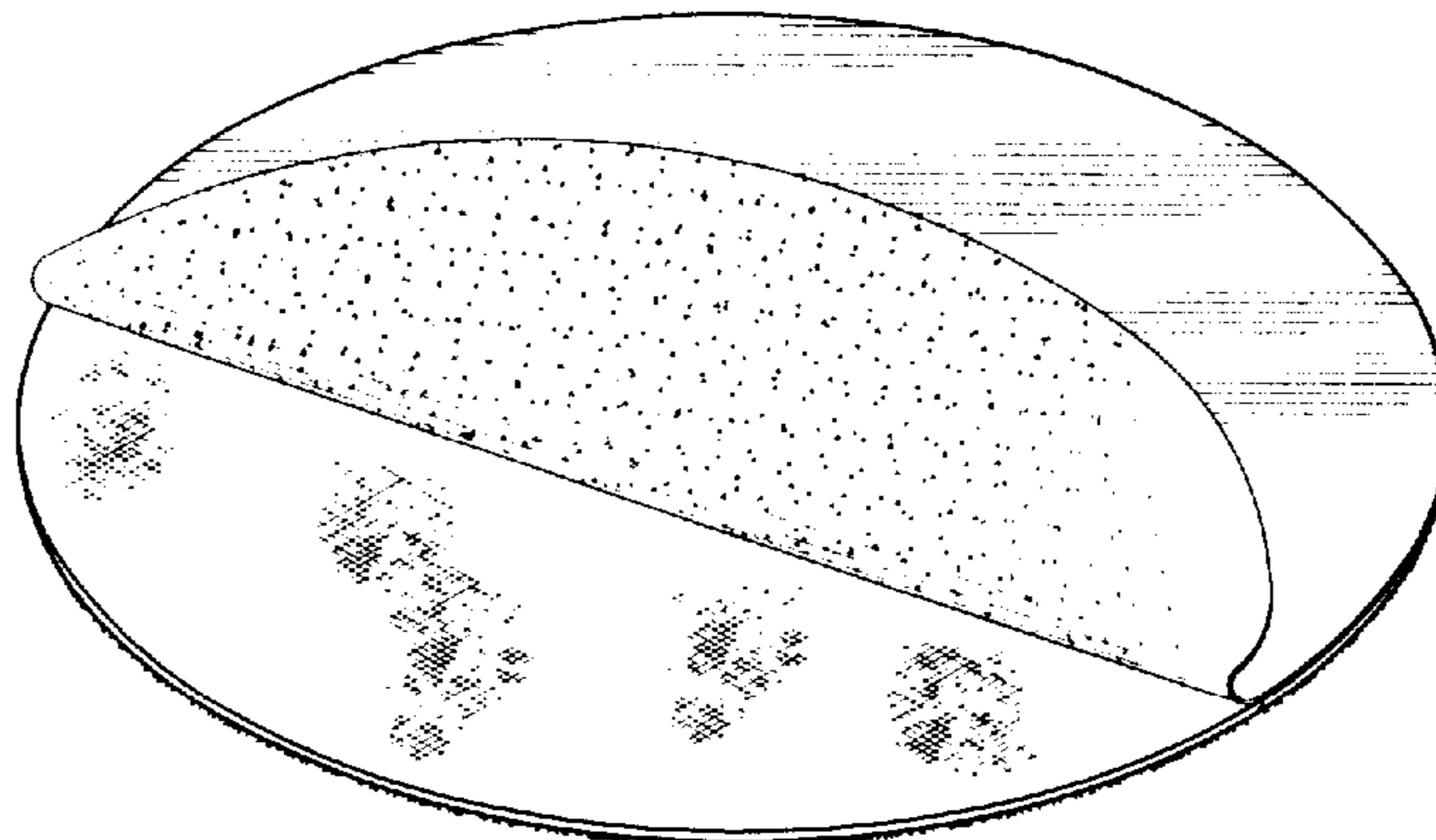


FIG. 1

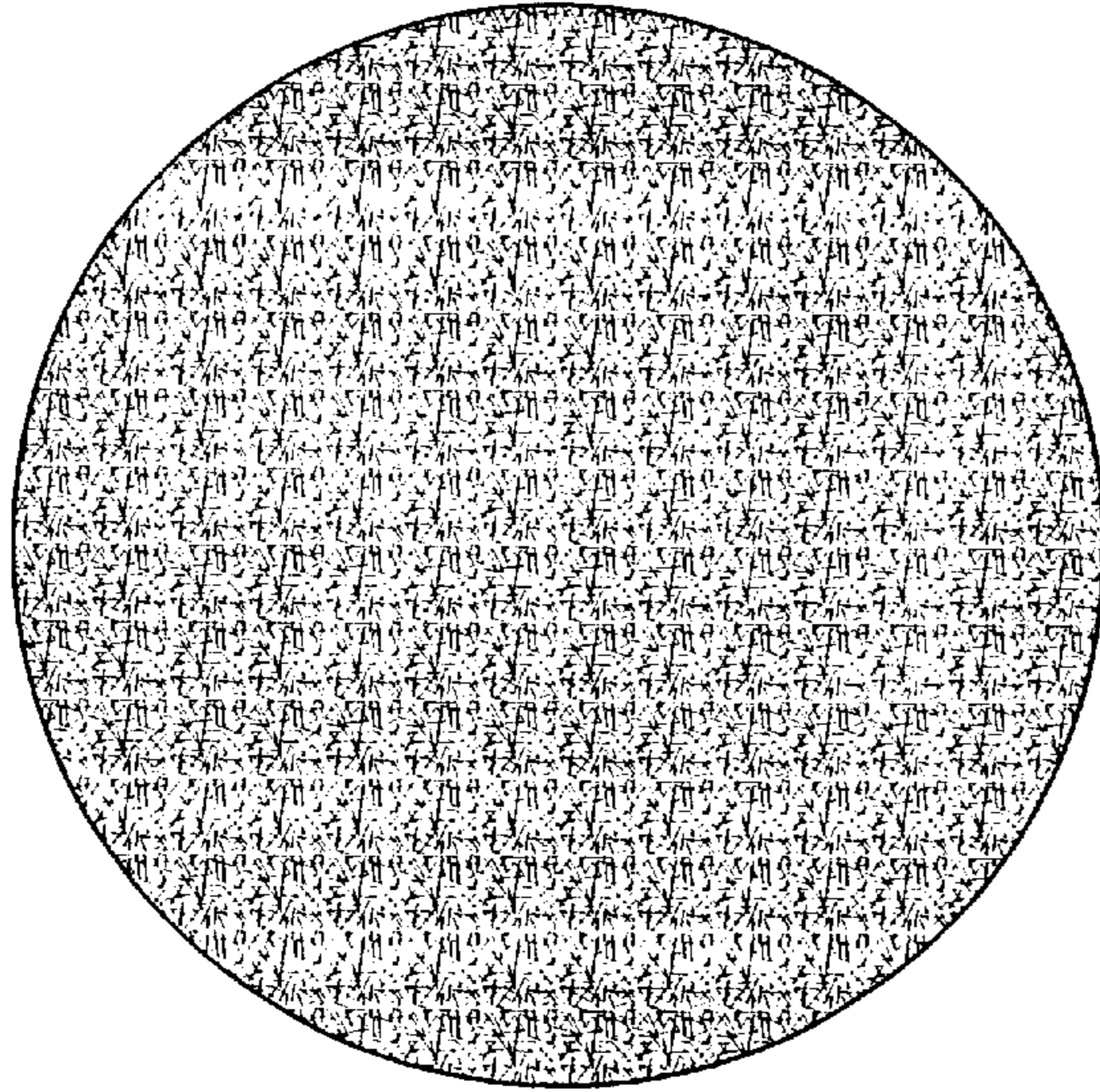


FIG. 2

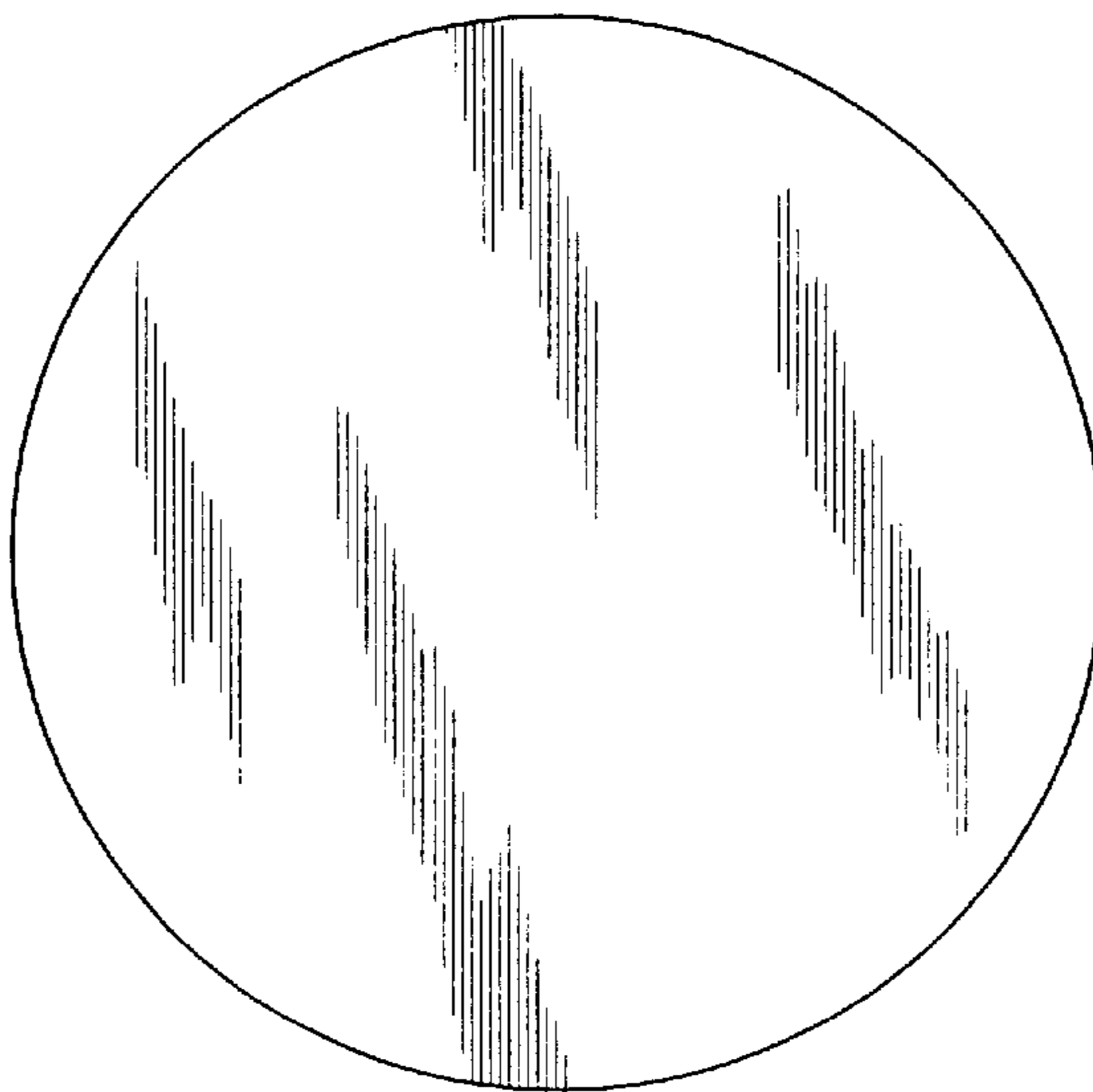


FIG. 3



FIG. 4



FIG. 5

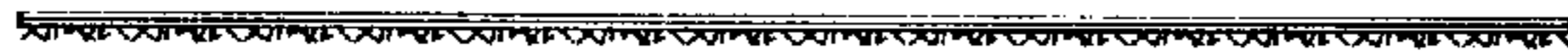


FIG. 6



FIG. 7

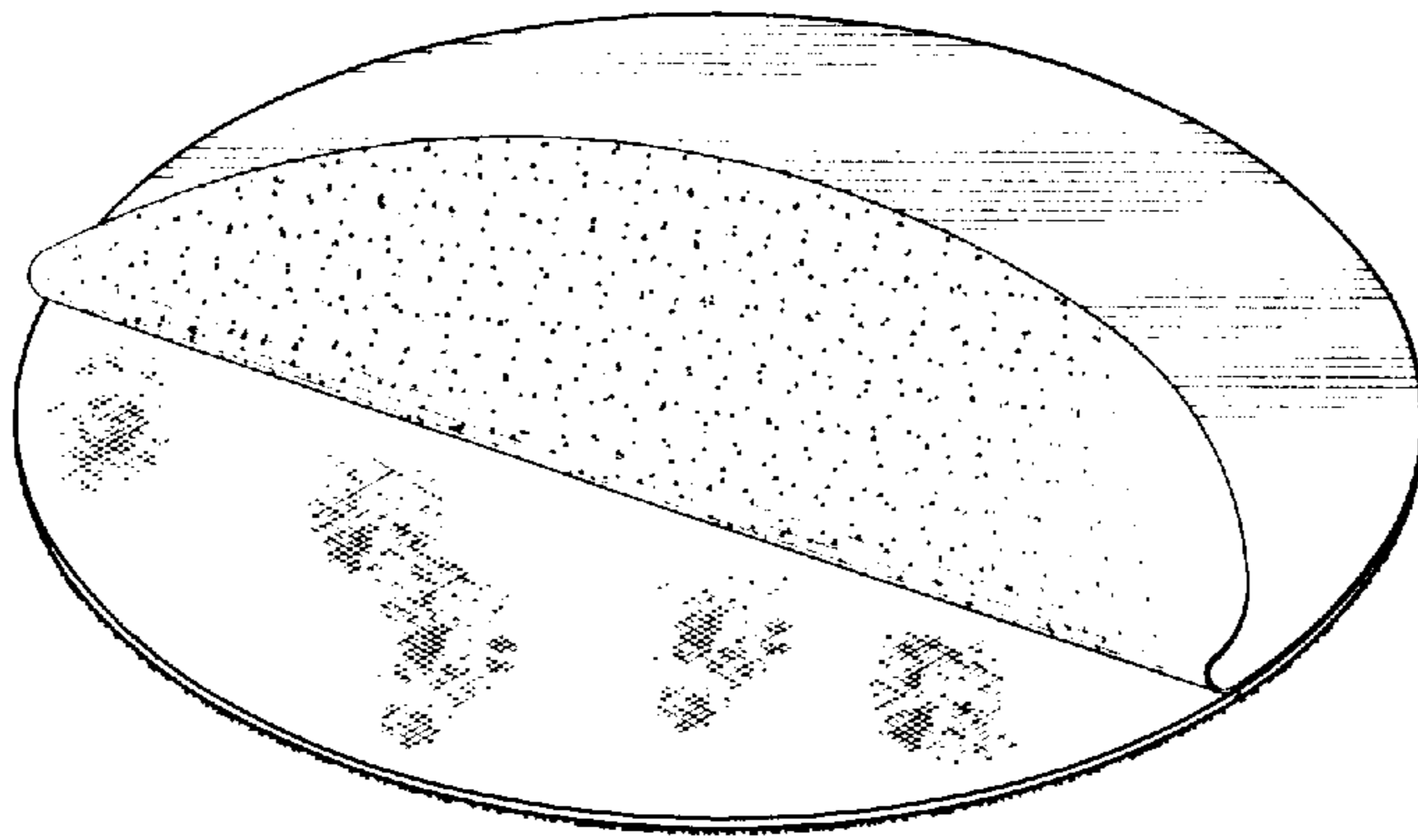


FIG. 8

