



US00D402019S

United States Patent [19]
Byrne

[11] **Patent Number:** **Des. 402,019**

[45] **Date of Patent:** ****Dec. 1, 1998**

[54] **GAS FIRED HEATER**

D. 275,878 10/1984 Syme et al. D23/350
D. 376,000 11/1996 Wilson et al. D23/342

[75] Inventor: **William Anthony Byrne,**
Worcestershire, England

Primary Examiner—Lisa Lichtenstein
Attorney, Agent, or Firm—Dorsey & Whitney LLP

[73] Assignee: **Valor Limited,** Birmingham, United
Kingdom

[**] Term: **14 Years**

[57] **CLAIM**

The ornamental design for a gas fired heater, as shown.

[21] Appl. No.: **60,012**

DESCRIPTION

[22] Filed: **Sep. 19, 1996**

[30] **Foreign Application Priority Data**

Mar. 21, 1996 [GB] United Kingdom 2055015

[51] **LOC (6) Cl.** **23-03**

[52] **U.S. Cl.** **D23/346; D23/342; D23/343**

[58] **Field of Search** **D23/342-344,**
D23/339, 335, 350; 126/512, 92 R, 92 B,
92 AC, 92 C


FIG. 1 is a perspective view of the gas fired heater;
FIG. 2 is a front view of the gas fired heater;
FIG. 3 is a view of one side of the gas fired heater;
FIG. 4 is a view of the other side of the gas fired heater;
FIG. 5 is an enlarged view of the top of the gas fired heater;
FIG. 6 is a rear view of the gas fired heater; and,
FIG. 7 is a greatly enlarged view of the underneath of the gas
fired heater.

[56] **References Cited**

U.S. PATENT DOCUMENTS

D. 260,032 7/1981 Syme D23/350

1 Claim, 5 Drawing Sheets






FIG. 1




FIG. 2

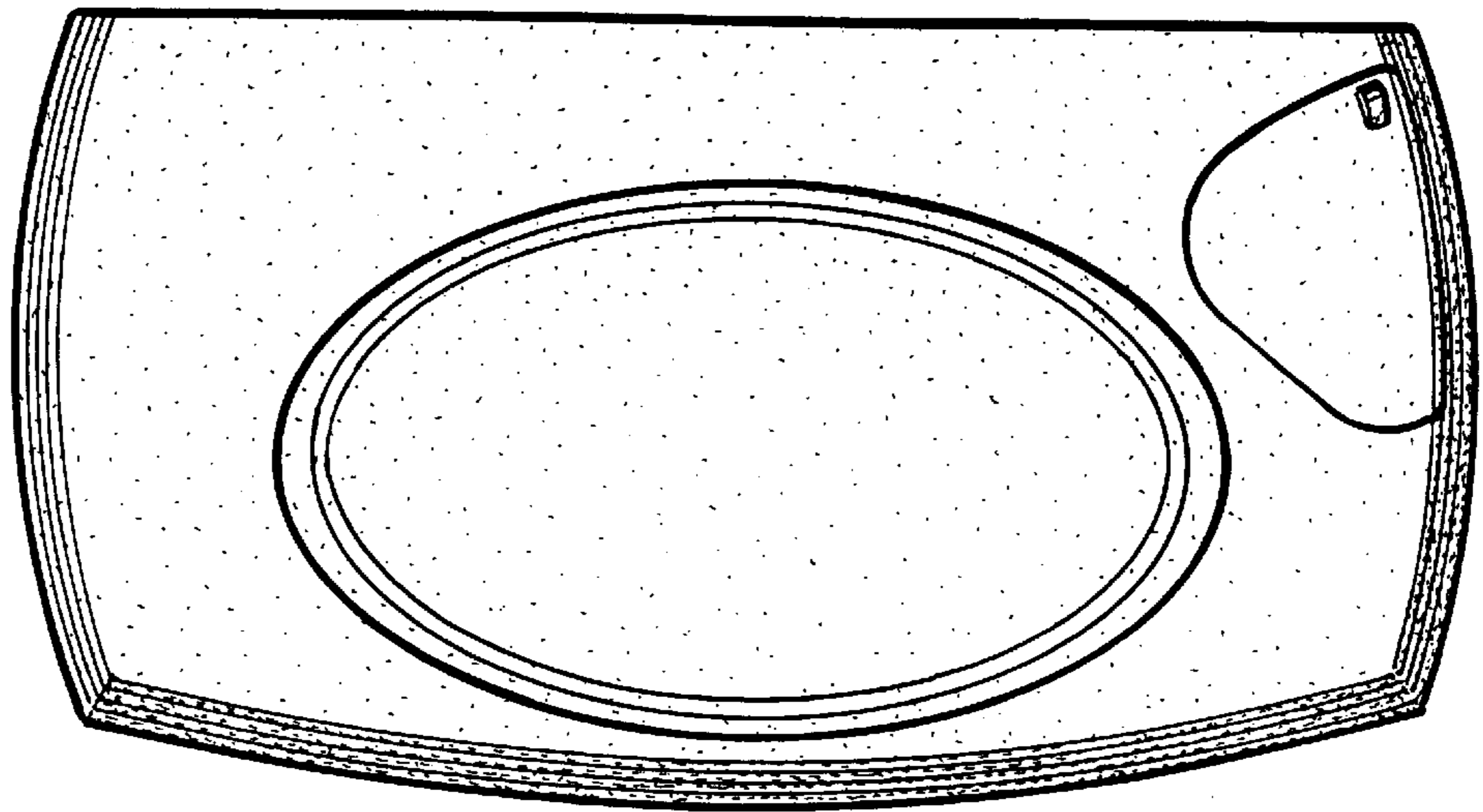


FIG. 5




FIG. 3




FIG. 4

FIG. 6

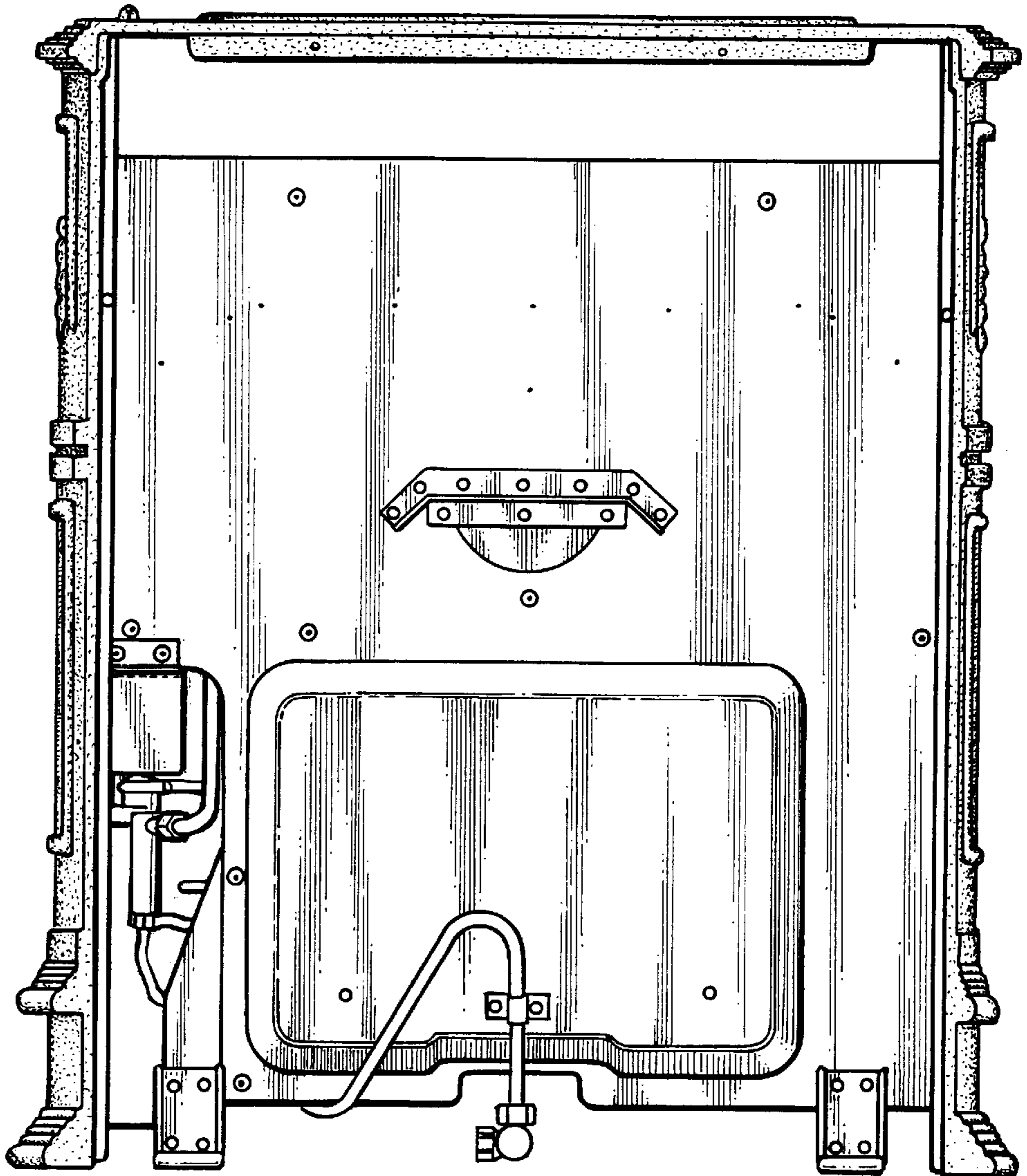
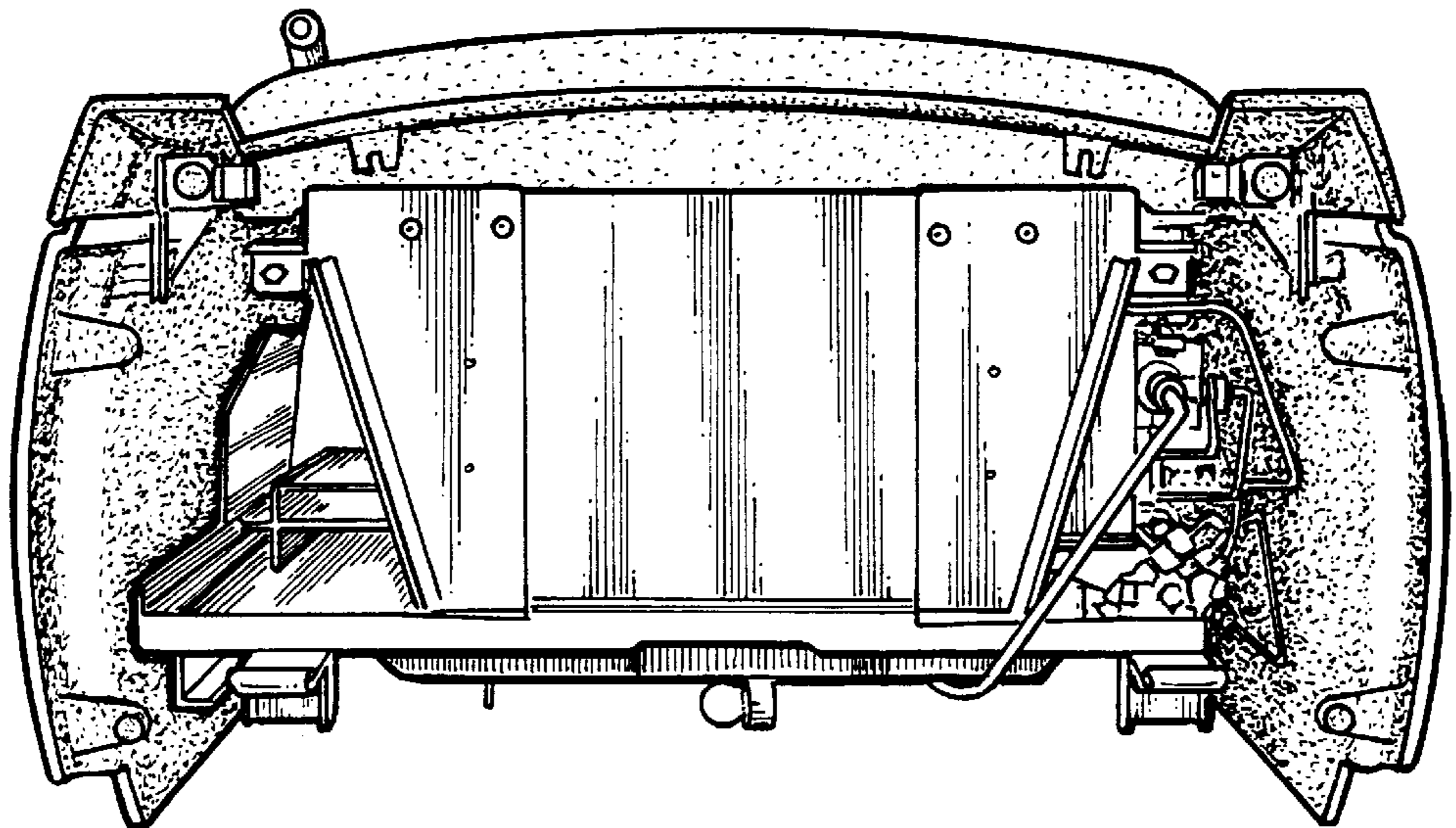


FIG. 7



UNITED STATES PATENT AND TRADEMARK OFFICE
CERTIFICATE OF CORRECTION

PATENT : **Des. 402,019**
DATED : **December 1, 1998**
INVENTOR(S) : **William A. Byrne**

Page 1 of 2

It is certified that error appears in the above-identified patent and that said Letters Patent is hereby corrected as shown below:

On the title page, "1 Claim, 5 Drawing Sheets" should read:

**--1 Claim, 7 Drawing Sheets
(7 of 7 Drawing Sheets(s) Filed in Collor)--,**
as shown on the attached Title page.

Drawing Sheets 1-5, consisting of FIGS. 1-7, should be renumbered 1-7, and Figures 1-7 should be shown separately on each Drawing Sheet.

Signed and Sealed this
Thirteenth Day of June, 2000

Attest:



Q. TODD DICKINSON

Attesting Officer

Director of Patents and Trademarks



US00D402019S

United States Patent [19]
Byrne

[11] Patent Number: **Des. 402,019**[45] Date of Patent: ****Dec. 1, 1998**[54] **GAS FIRED HEATER**D. 275,878 10/1984 Syme et al. D23/350
D. 376,000 11/1996 Wilson et al. D23/342[75] Inventor: **William Anthony Byrne**,
Worcestershire, England[73] Assignee: **Valor Limited**, Birmingham, United
Kingdom[**] Term: **14 Years**[21] Appl. No.: **60,012**[22] Filed: **Sep. 19, 1996**[30] **Foreign Application Priority Data**

Mar. 21, 1996 [GB] United Kingdom 2055015

[51] LOC (6) Cl. **23-03**[52] U.S. Cl. **D23/346; D23/342; D23/343**[58] Field of Search **D23/342-344,**
D23/339, 335, 350; 126/512, 92 R, 92 B,
92 AC, 92 C[56] **References Cited****U.S. PATENT DOCUMENTS**

D. 260,032 7/1981 Syme D23/350


Primary Examiner—Lisa Lichtenstein
Attorney, Agent, or Firm—Dorsey & Whitney LLP[57] **CLAIM**

The ornamental design for a gas fired heater, as shown.

DESCRIPTION

FIG. 1 is a perspective view of the gas fired heater;
 FIG. 2 is a front view of the gas fired heater;
 FIG. 3 is a view of one side of the gas fired heater;
 FIG. 4 is a view of the other side of the gas fired heater;
 FIG. 5 is an enlarged view of the top of the gas fired heater;
 FIG. 6 is a rear view of the gas fired heater; and
 FIG. 7 is a greatly enlarged view of the underneath of the gas
 fired heater.

1 Claim, 7 Drawing Sheets
(7 of 7 Drawing Sheet(s) Filed in Color)



UNITED STATES PATENT AND TRADEMARK OFFICE
CERTIFICATE OF CORRECTION

PATENT : Des. 402,019
DATED : December 1, 1998
INVENTOR(S) : William A. Byrne

Page 1 of 2

It is certified that error appears in the above-identified patent and that said Letters Patent is hereby corrected as shown below:

On the title page, "1 Claim, 5 Drawing Sheets" should read:

--1 Claim, 7 Drawing Sheets

(7 of 7 Drawing Sheets(s) Filed in Color)--,


as shown on the attached Title page.

Drawing Sheets 1-5, consisting of FIGS. 1-7, should be renumbered 1-7, and Figures 1-7 should be shown separately on each Drawing Sheet.

This certificate supersedes Certificate of Correction issued June 13, 2000.

Signed and Sealed this
Fifth Day of September, 2000

Attest:



Q. TODD DICKINSON -

Attesting Officer

Director of Patents and Trademarks



US00D402019S

United States Patent [19]
Byrne

[11] **Patent Number:** Des. 402,019
[45] **Date of Patent:** **Dec. 1, 1998

[54] **GAS FIRED HEATER**

D. 275,878 10/1984 Syme et al. D23/350
D. 376,000 11/1996 Wilson et al. D23/342

[75] **Inventor:** William Anthony Byrne,
Worcestershire, England

Primary Examiner—Lisa Lichtenstein
Attorney, Agent, or Firm—Dorsey & Whitney LLP

[73] **Assignee:** Valor Limited, Birmingham, United
Kingdom

[57] **CLAIM**

[**] **Term:** 14 Years

The ornamental design for a gas fired heater, as shown.

[21] **Appl. No.:** 60,012

DESCRIPTION

[22] **Filed:** Sep. 19, 1996

[30] **Foreign Application Priority Data**

Mar. 21, 1996 [GB] United Kingdom 2055015

[51] **LOC (6) CL** 23-03

[52] **U.S. CL** D23/346; D23/342; D23/343

[58] **Field of Search** D23/342-344,
D23/339, 335, 350; 126/512, 92 R, 92 B,
92 AC, 92 C

FIG. 1 is a perspective view of the gas fired heater;
FIG. 2 is a front view of the gas fired heater;
FIG. 3 is a view of one side of the gas fired heater;
FIG. 4 is a view of the other side of the gas fired heater;
FIG. 5 is an enlarged view of the top of the gas fired heater;
FIG. 6 is a rear view of the gas fired heater; and
FIG. 7 is a greatly enlarged view of the underneath of the gas
fired heater.

[56] **References Cited**

U.S. PATENT DOCUMENTS

D. 260,032 7/1981 Syme D23/350

1 Claim, 7 Drawing Sheets
(7 of 7 Drawing Sheet(s) Filed in Color)

