



US00D402018S

United States Patent [19]

Miyazaki

[11] **Patent Number: Des. 402,018**

[45] **Date of Patent: **Dec. 1, 1998**

[54] **OPENING AND CLOSING DEVICE FOR THE SEAT OR THE SEAT LID OF A TOILET BOWL**

| | | | |
|------------|--------|-------------------|-----------|
| D. 380,817 | 7/1997 | Veal | D23/309 |
| 5,592,703 | 1/1997 | Jones et al. | 4/687 |
| 5,661,858 | 9/1997 | House et al. | 4/667 |
| 5,664,286 | 9/1997 | Sorimachi | 4/246.2 X |

[75] Inventor: **Kanetsugu Miyazaki**, Kanagawa, Japan

[73] Assignee: **Katoh Electrical Machinery Co., Ltd.**, Kanawa, Japan

[**] Term: **14 Years**

Primary Examiner—Louis S. Zarfes
Assistant Examiner—Eric Watterson
Attorney, Agent, or Firm—Notaro & Michalos P.C.

[21] Appl. No.: **66,587**

[22] Filed: **Feb. 13, 1997**

[57] **CLAIM**

The ornamental design for an opening and closing device for the seat or the seat lid of a toilet bowl, as shown and described.

[30] **Foreign Application Priority Data**

Aug. 30, 1996 [JP] Japan 8-25935

DESCRIPTION

[51] **LOC (6) Cl.** **23-02**

FIG. 1 is a side elevational view of the opening and closing device for the seat or the seat lead of a toilet bowl;

[52] **U.S. Cl.** **D23/311**

FIG. 2 is a top plan view thereof;

[58] **Field of Search** D23/233-237,
D23/244-249, 295, 301; 4/305, 249, 313,
406, DIG. 3, 667; 251/40, 129.03

FIG. 3 is a bottom plan view thereof;

FIG. 4 is a right side elevational view thereof;

FIG. 5 is a left side elevational view thereof;

FIG. 6 is a rear elevational view thereof; and,

FIG. 7 is a top, front, left perspective view thereof.

[56] **References Cited**

U.S. PATENT DOCUMENTS

D. 352,101 11/1994 Veal D23/309

1 Claim, 3 Drawing Sheets

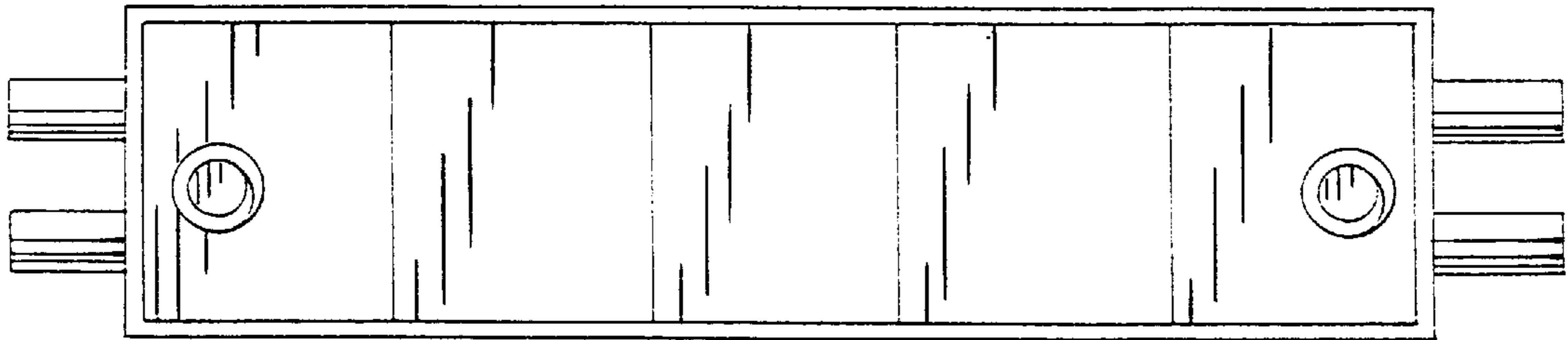


Fig. 1




Fig. 2




Fig. 3

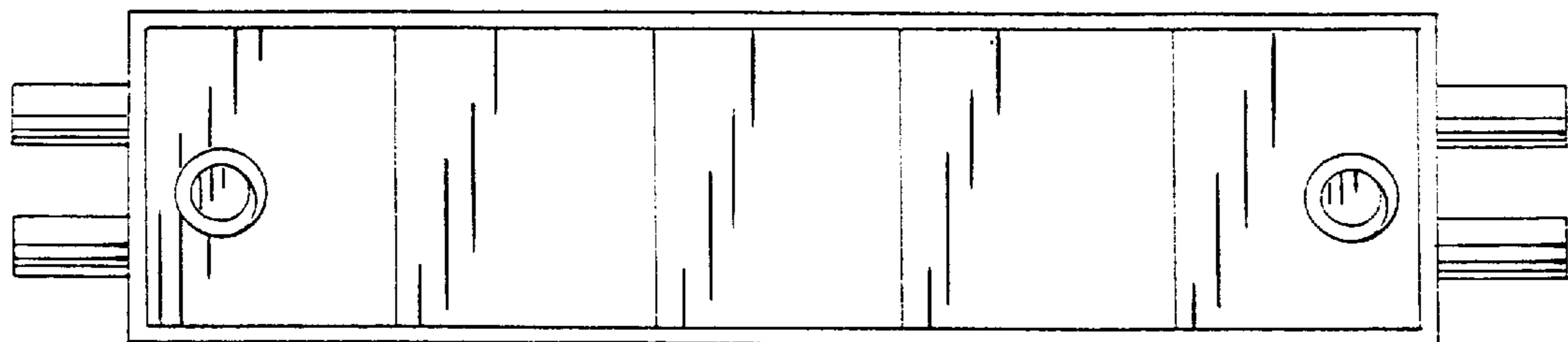


Fig. 4

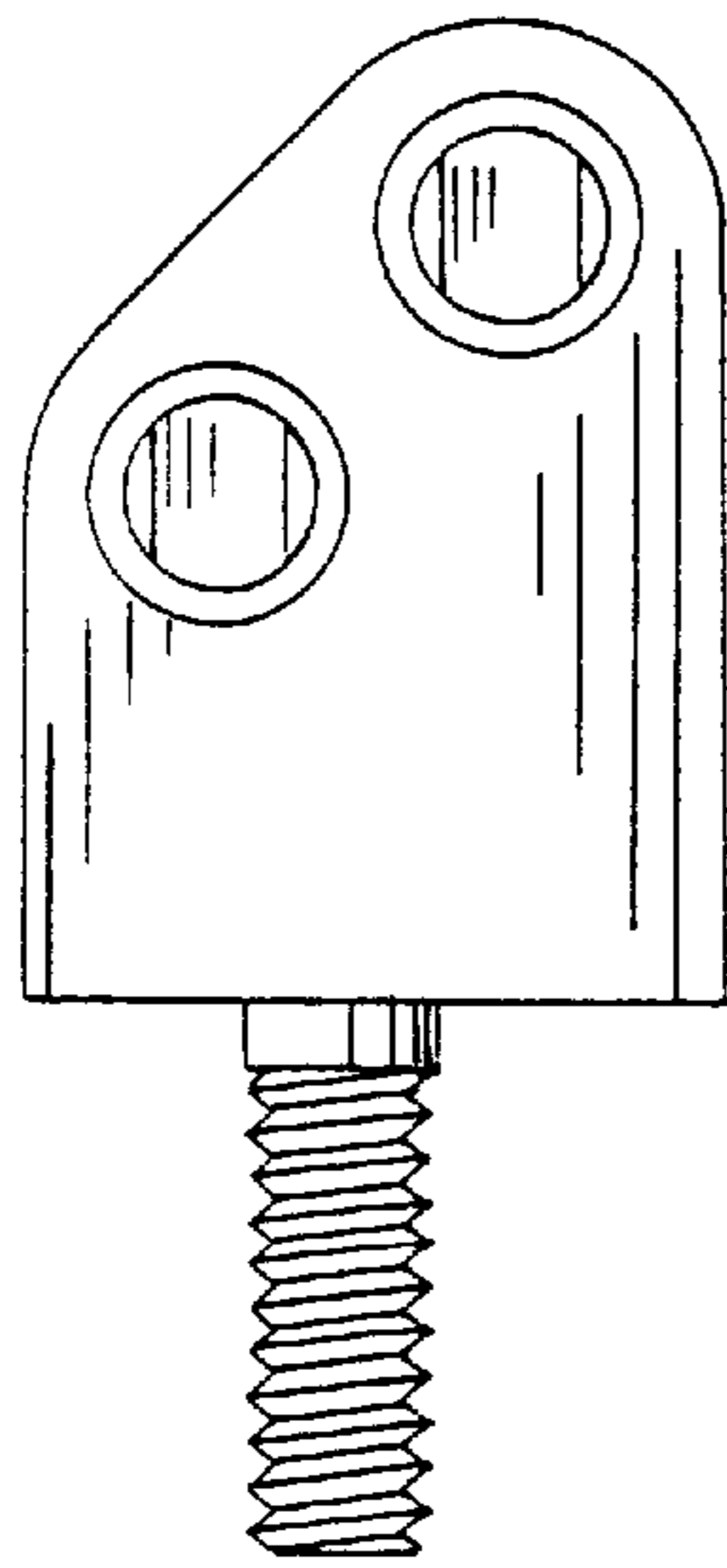


Fig. 5

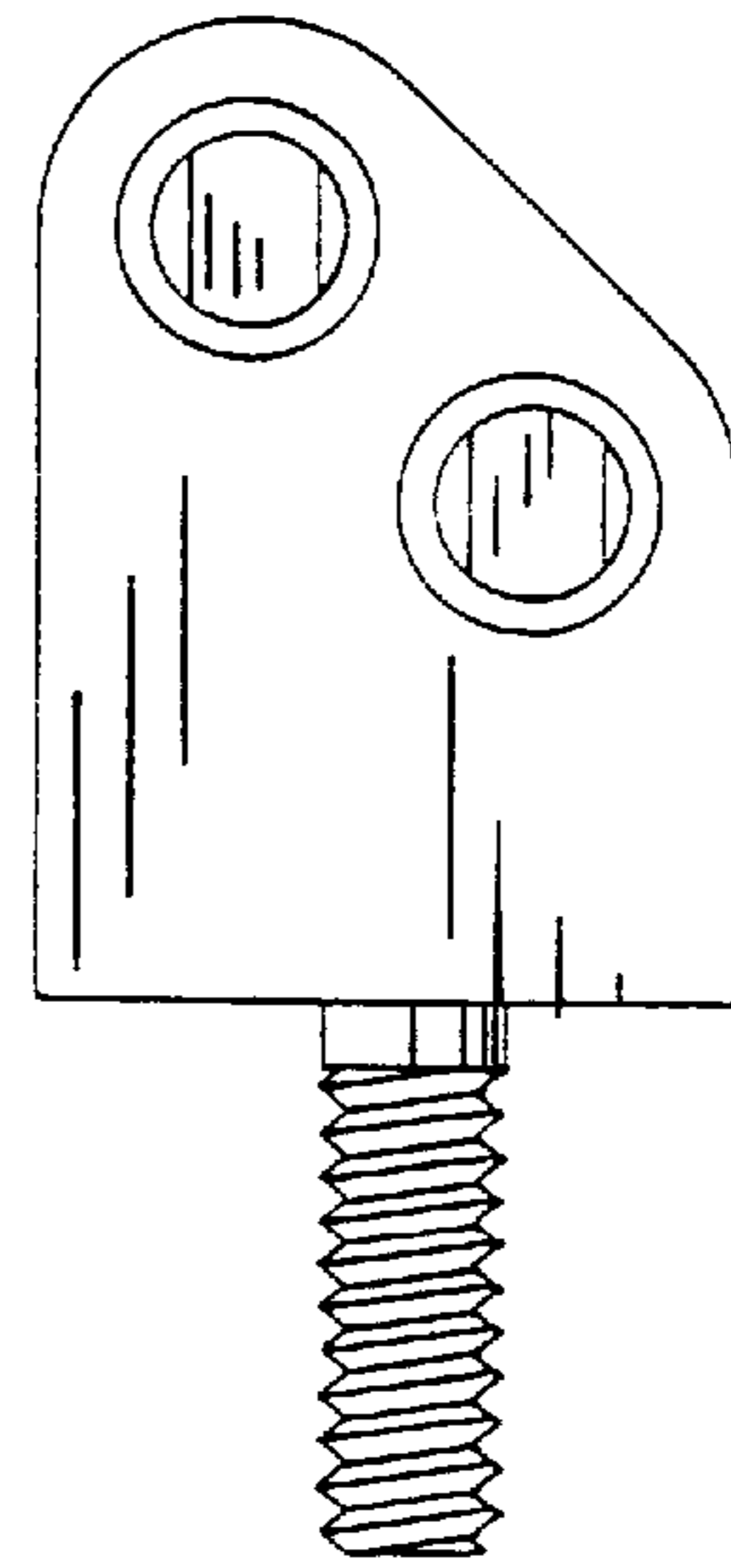


Fig. 6




Fig. 7

