



US00D402003S

United States Patent [19]

Milrud et al.

[11] **Patent Number:** **Des. 402,003**

[45] **Date of Patent:** ****Dec. 1, 1998**

[54] **FAUCET HANDLE**

[75] Inventors: **Eduardo E. Milrud**, Chagrin Falls;
Matt R. Kesti, Cleveland, both of Ohio

[73] Assignee: **Moen Incorporated**, North Olmsted,
Ohio

[**] Term: **14 Years**

[21] Appl. No.: **63,514**

[22] Filed: **Dec. 9, 1996**

[51] **LOC (6) Cl.** **23-01**

[52] **U.S. Cl.** **D23/250**

[58] **Field of Search** D23/238-243,
D23/250-254; D8/300, 303; 4/675-678;
16/110 R, 110.5, 111 R, 118, 121, 123,
125; 8/489

[56] **References Cited**

U.S. PATENT DOCUMENTS

D. 299,052 12/1988 Yost D23/252

D. 378,231 2/1997 Dubow D23/252
3,093,172 6/1963 Reed, II 81/489
5,530,989 7/1996 Remmert et al. 16/110 R
5,722,116 3/1998 Lin 16/110 R

Primary Examiner—Louis S. Zarfes
Assistant Examiner—Eric Watterson
Attorney, Agent, or Firm—Dorn, McEachran, Jambor &
Keating

[57] **CLAIM**

The ornamental design for a faucet handle, as shown and described.

DESCRIPTION

FIG. 1 is a perspective view of a faucet handle showing our new design;
FIG. 2 is a right side view thereof, the left side being a mirror image thereof;
FIG. 3 is a rear view thereof;
FIG. 4 is a front view thereof; and,
FIG. 5 is a radial section thereof.

1 Claim, 1 Drawing Sheet






FIG. 1.



FIG. 2.




FIG. 3.

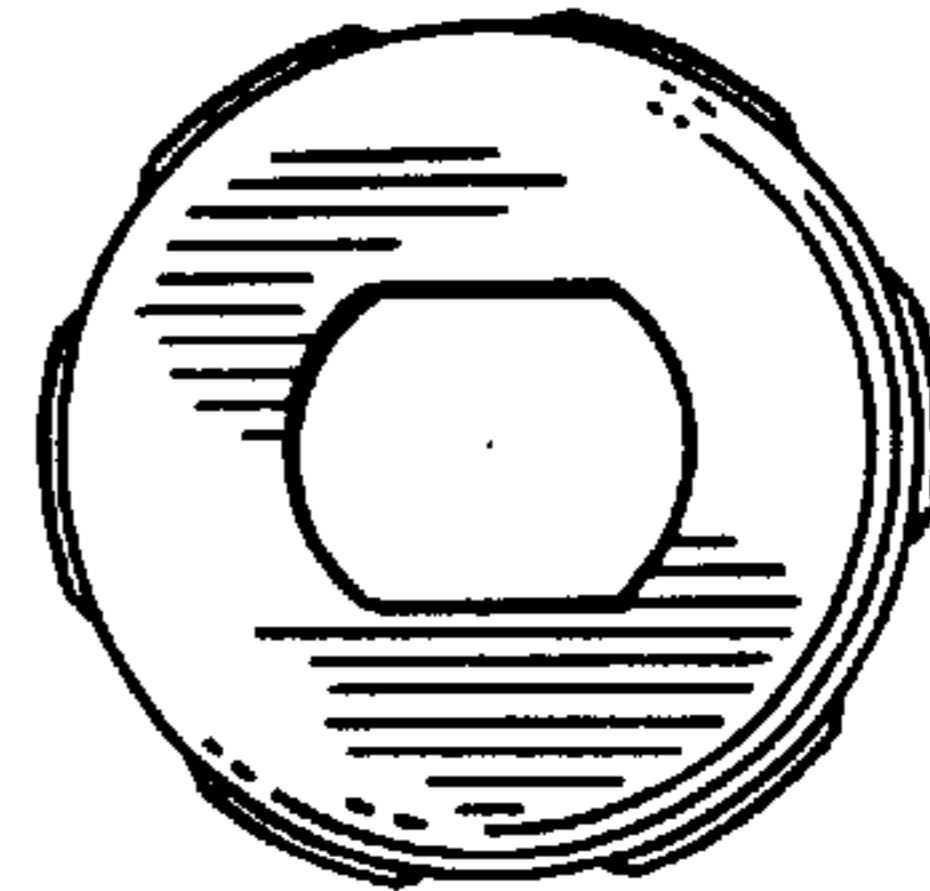


FIG. 4.

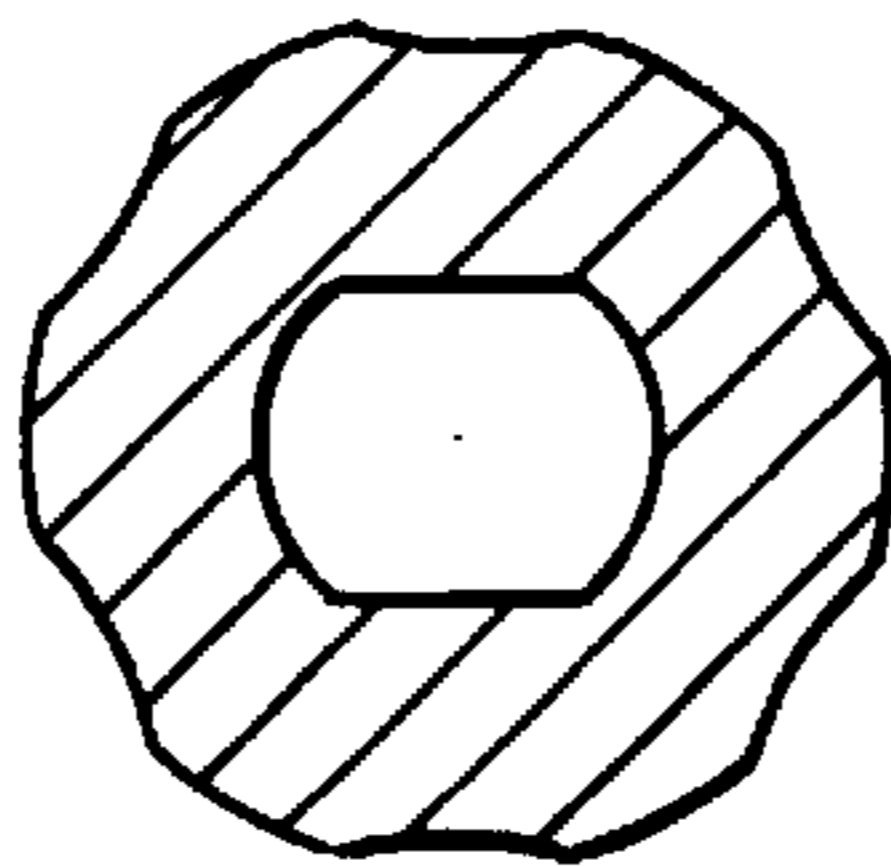


FIG. 5.