



US00D402000S

# United States Patent [19] Goodin

[11] **Patent Number: Des. 402,000**  
[45] **Date of Patent: \*\*Dec. 1, 1998**

[54] **PISTOL HOSE NOZZLE**

[75] Inventor: **John W. Goodin**, Coto De Caza, Calif.

[73] Assignee: **L. R. Nelson**, Peoria, Ill.

[\*\*] Term: **14 Years**

[21] Appl. No.: **83,600**

[22] Filed: **Feb. 12, 1998**

D. 376,411	12/1996	Kuo .	
D. 385,012	10/1997	Guo .....	D23/226
D. 390,633	2/1998	Guo .....	D23/226
2,937,813	5/1960	Rinkewich .	
2,991,945	7/1961	Rosenkranz .	
3,111,273	11/1963	Mei .	
3,799,447	3/1974	Beal .	
4,219,162	8/1980	Dadson .	
4,534,512	8/1985	Chow et al. .	
4,618,100	10/1986	White et al. .	
4,903,897	2/1990	Hayes .	
5,232,162	8/1993	Chih .	

### Related U.S. Application Data

[62] Division of Ser. No. 47,945, Dec. 15, 1995.

[51] **LOC (6) Cl. .... 23-01**

[52] **U.S. Cl. .... D23/226**

[58] **Field of Search .... D23/213, 223-229;  
239/394, 525-528, 414-5**

### OTHER PUBLICATIONS

Nelson Lawn and Garden catalog; item #2218 pistol nozzle p. 11, Jan. 1986.

*Primary Examiner*—Alan P. Douglas  
*Assistant Examiner*—Robin V. Taylor  
*Attorney, Agent, or Firm*—Mayer, Brown & Platt

### [56] References Cited

#### U.S. PATENT DOCUMENTS

D. 148,892	3/1948	Swimmer .	
D. 185,186	5/1959	Beinert .	
D. 194,014	11/1962	Gilmour .	
D. 225,222	11/1972	Gilmour .	
D. 225,736	1/1973	Mango et al. .	
D. 246,673	12/1977	Hall .	
D. 251,850	5/1979	Morgan .	
D. 251,917	5/1979	Morgan .	
D. 300,348	3/1989	Lubek .	
D. 328,780	8/1992	Aquilina .	
D. 361,122	8/1995	Goodin .	
D. 369,852	5/1996	Wang .....	D23/226
D. 369,854	5/1996	Wang .	

### [57] CLAIM

The ornamental design for a pistol hose nozzle, as shown and described.

### DESCRIPTION

FIG. 1 is a right side elevational view showing a pistol hose nozzle of my new design;  
FIG. 2 is a left side elevational view thereof;  
FIG. 3 is a front elevational view thereof;  
FIG. 4 is a rear elevational view thereof;  
FIG. 5 is a top plan view thereof; and,  
FIG. 6 is a bottom plan view thereof.

**1 Claim, 3 Drawing Sheets**

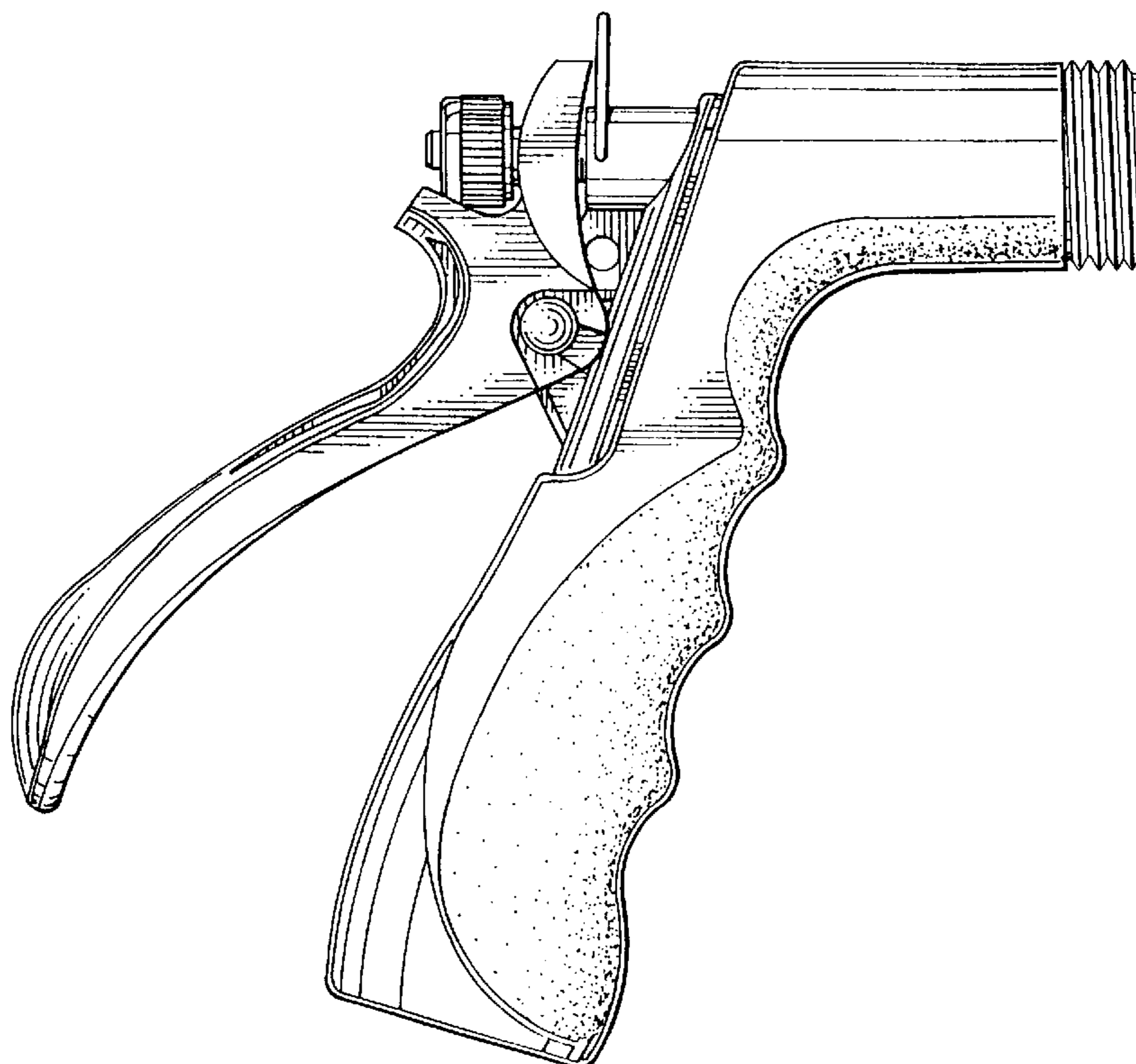


FIG. 1

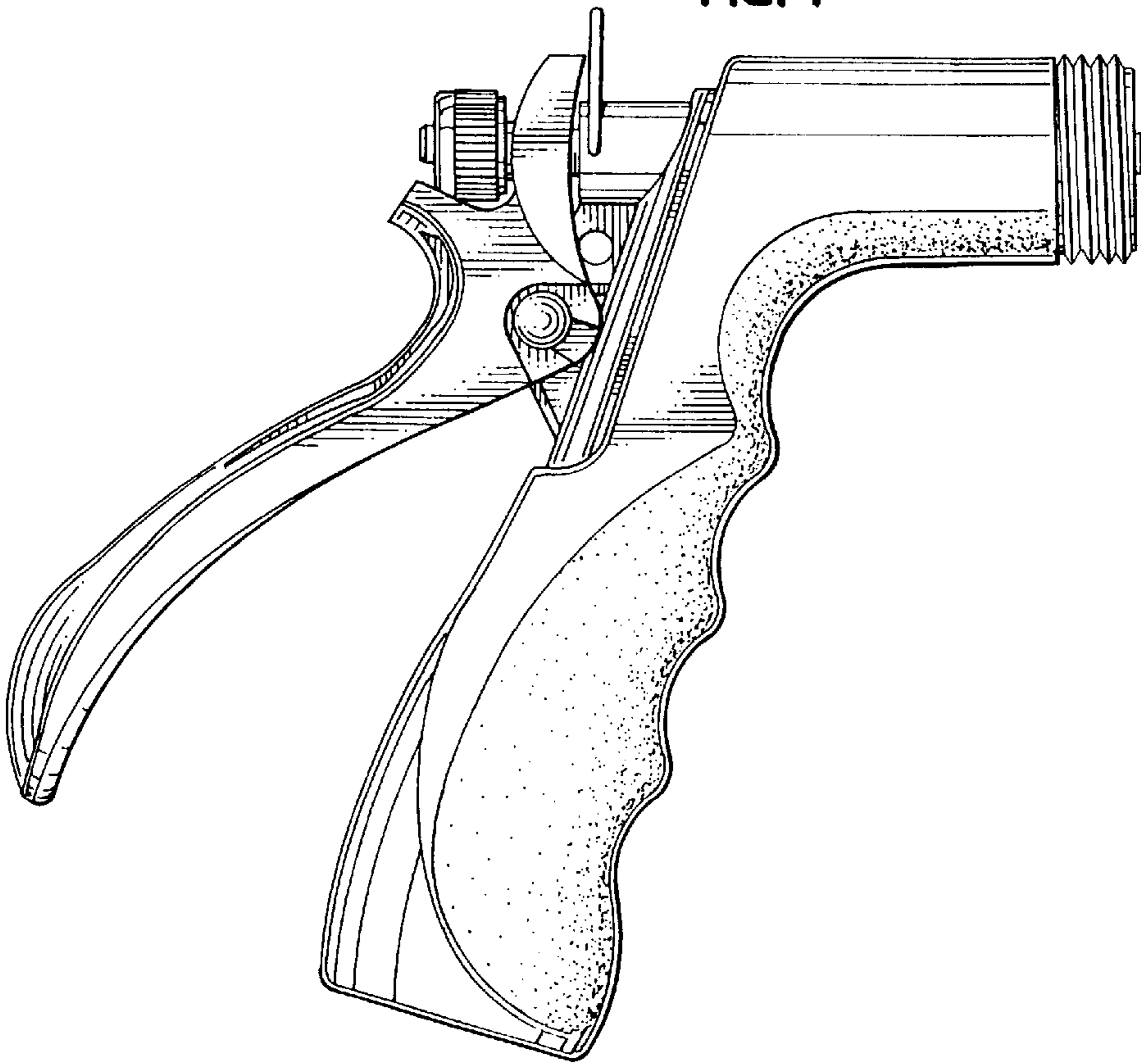


FIG. 2

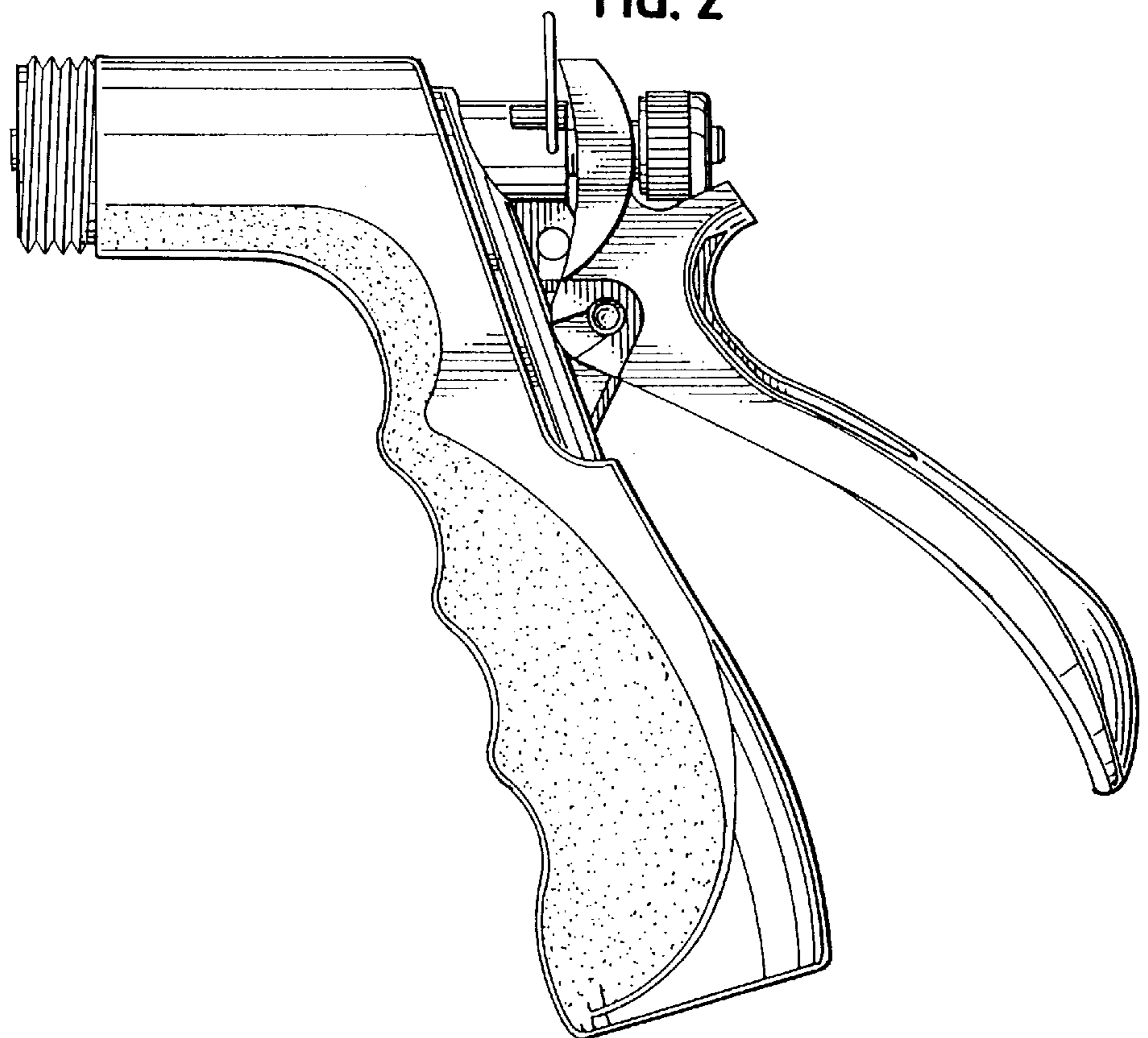


FIG. 3

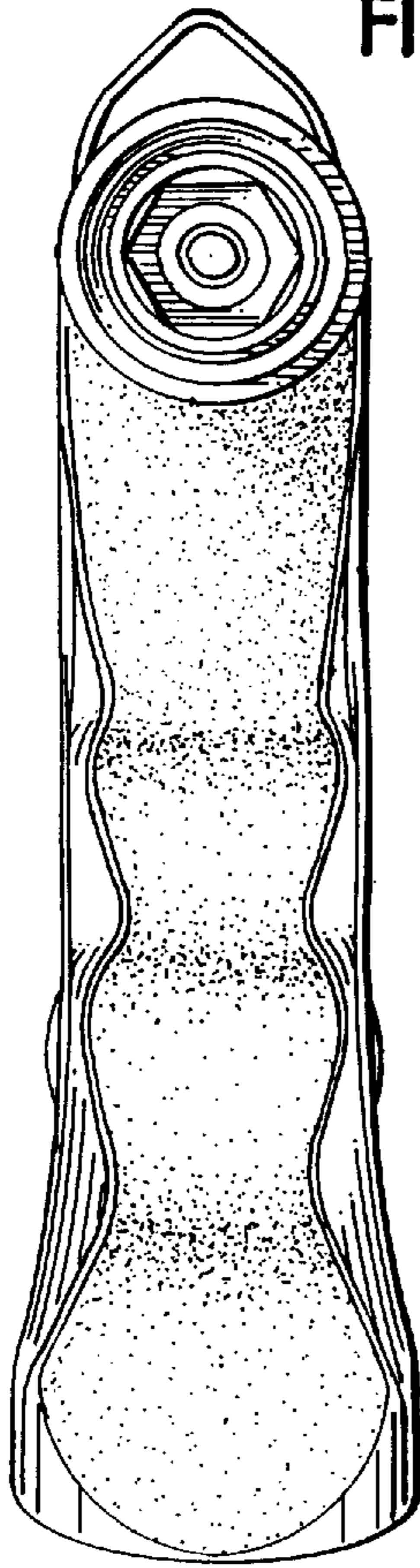


FIG. 4

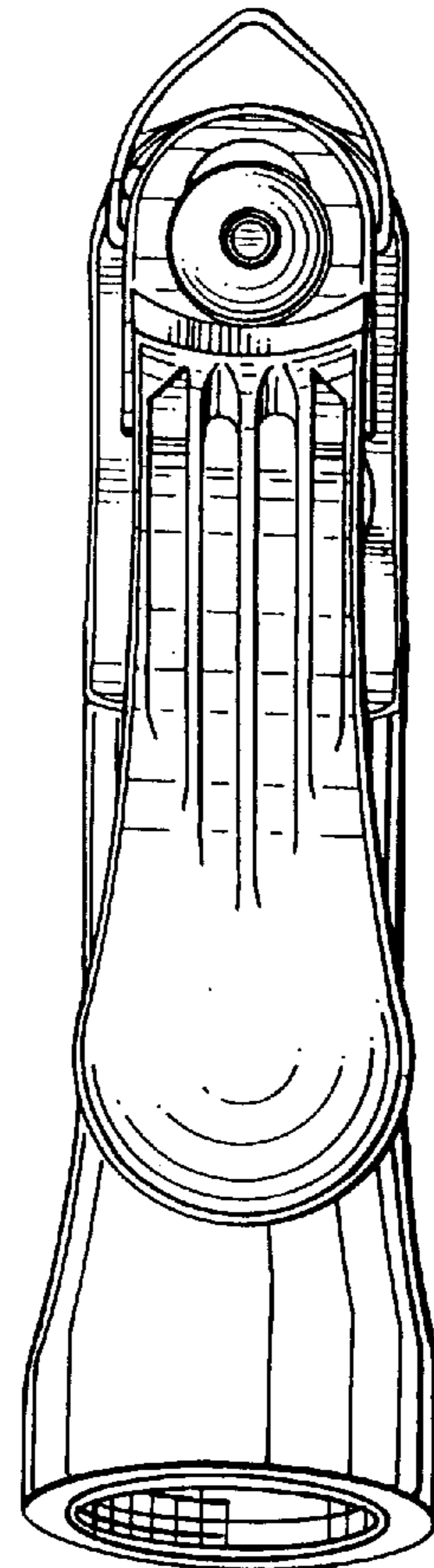


FIG. 5

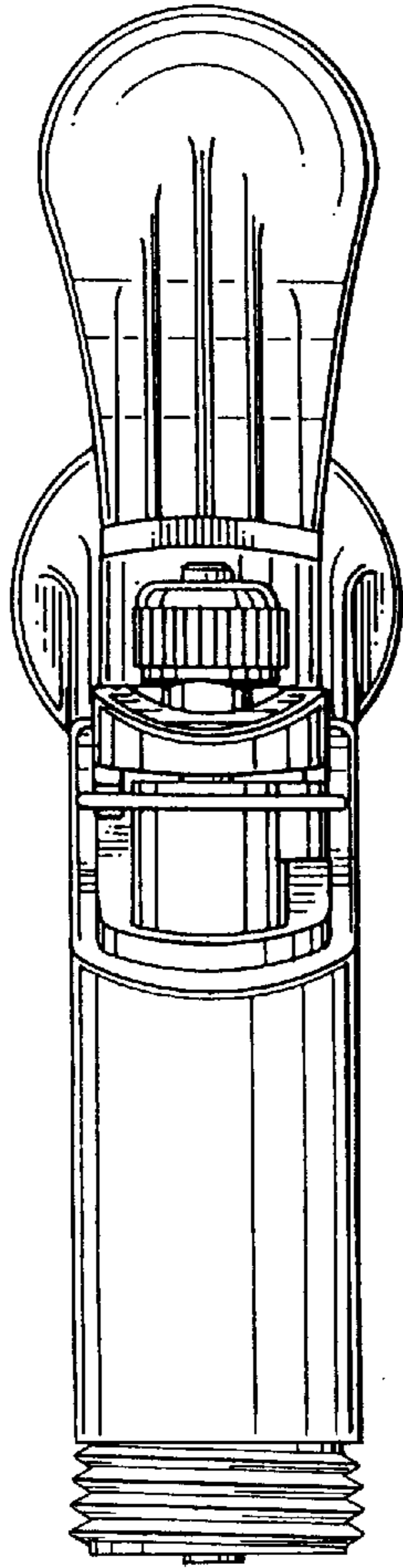


FIG. 6

