



US00D401999S

United States Patent [19] Huff

[11] **Patent Number: Des. 401,999**

[45] **Date of Patent: **Dec. 1, 1998**

[54] **FISHING POLE HOLDER**

[76] Inventor: **Larry W. Huff**, 5386 Studebaker Cir.,
San Jose, Calif. 95136

[**] Term: **14 Years**

[21] Appl. No.: **21,965**

[22] Filed: **Apr. 26, 1994**

Related U.S. Application Data

[63] Continuation of Ser. No. 894,190, Jun. 8, 1992, abandoned.

[51] **LOC (6) Cl.** **22-05**

[52] **U.S. Cl.** **D22/147**

[58] **Field of Search** D22/147, 148;
43/21.2; 248/530, 520, 528, 538, 512, 513,
514

[56] References Cited

U.S. PATENT DOCUMENTS

D. 239,015	3/1976	Stout .	
1,155,589	10/1915	McDonald	248/530
2,211,278	8/1940	LeFebvre .	
3,285,360	11/1966	Wetsch .	

3,344,551	10/1967	Chestnut .	
3,745,690	7/1973	Lewis .	
4,372,072	2/1983	Comeau	43/21.2
4,443,963	4/1984	Braaten	43/21.2
4,497,129	2/1985	Chestnut .	

OTHER PUBLICATIONS

Brochure distributed by American Inventors Corporation approximately during Jan. 1990.

Primary Examiner—Doris V. Coles

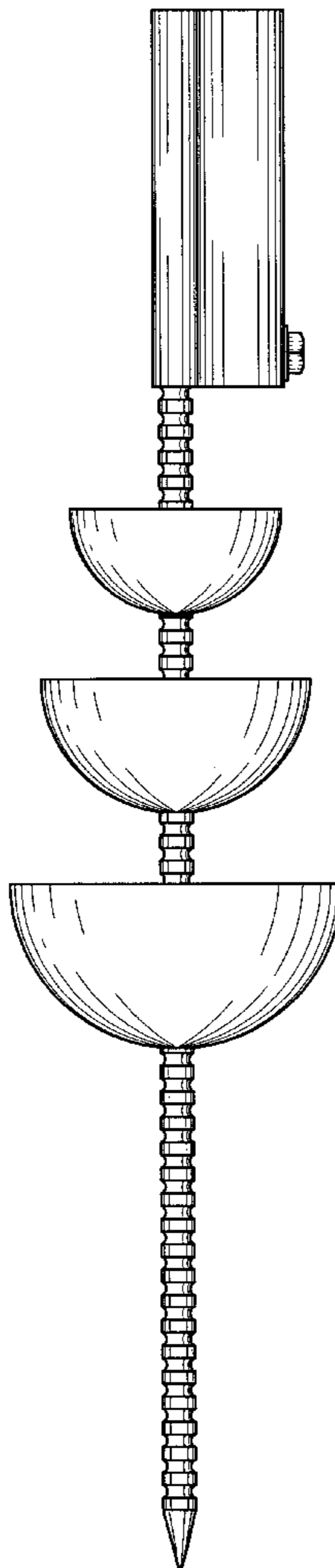
[57] CLAIM

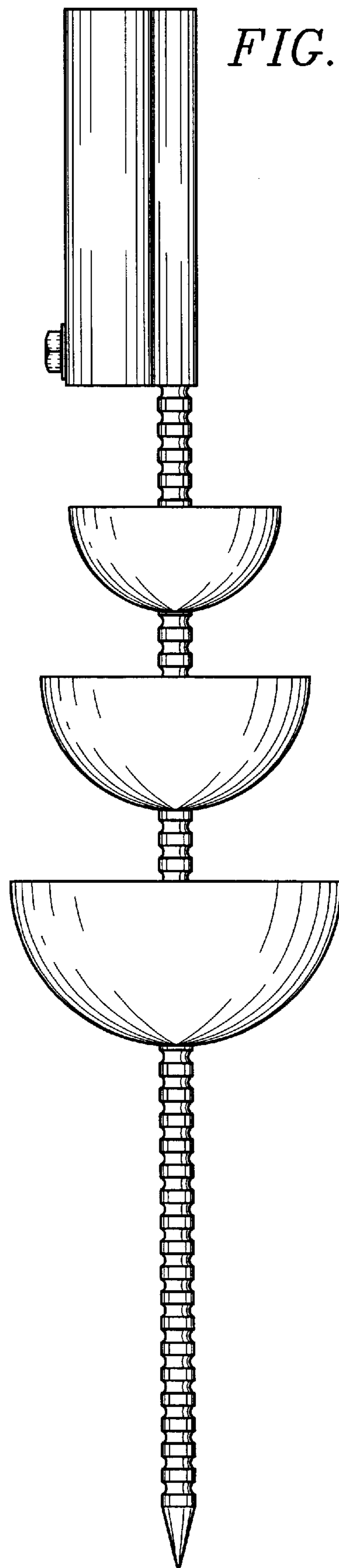
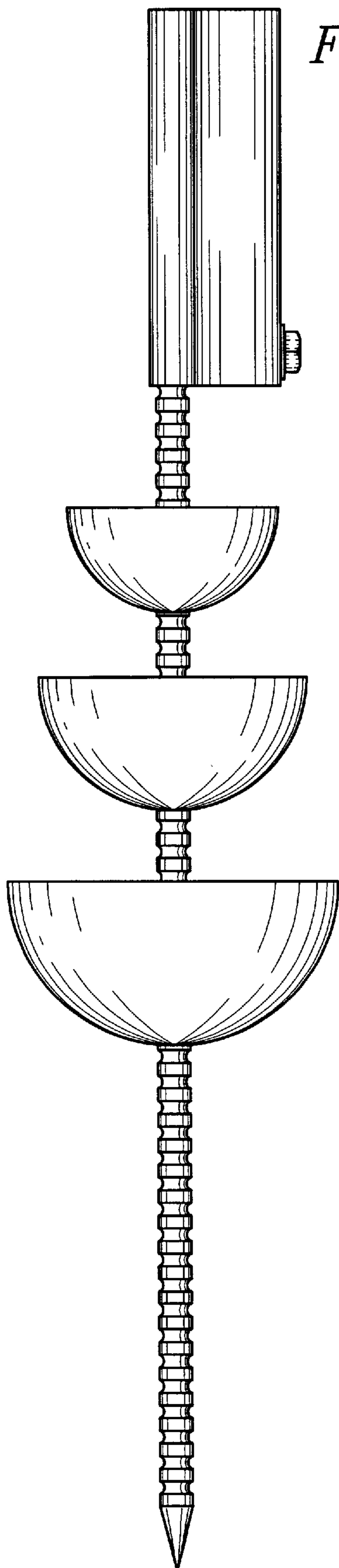
The ornamental design for a fishing pole holder, as shown and described.

DESCRIPTION

FIG. 1 is a front elevational view of the fishing pole holder showing my new design;
 FIG. 2 is a rear elevational view thereof;
 FIG. 3 is a left side elevational view thereof;
 FIG. 4 is a right side elevational view thereof;
 FIG. 5 is a top plan view thereof; and,
 FIG. 6 is a bottom plan view thereof.

1 Claim, 3 Drawing Sheets





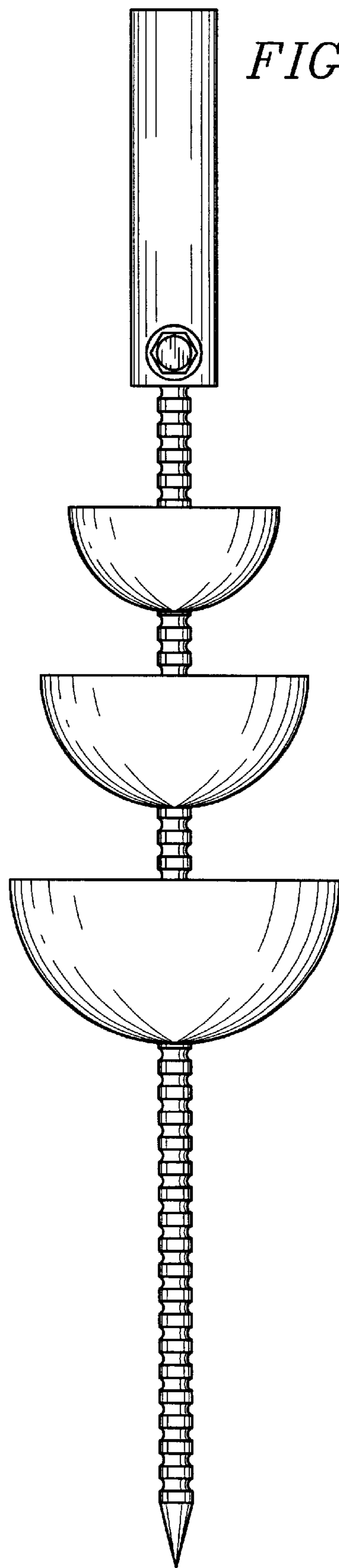
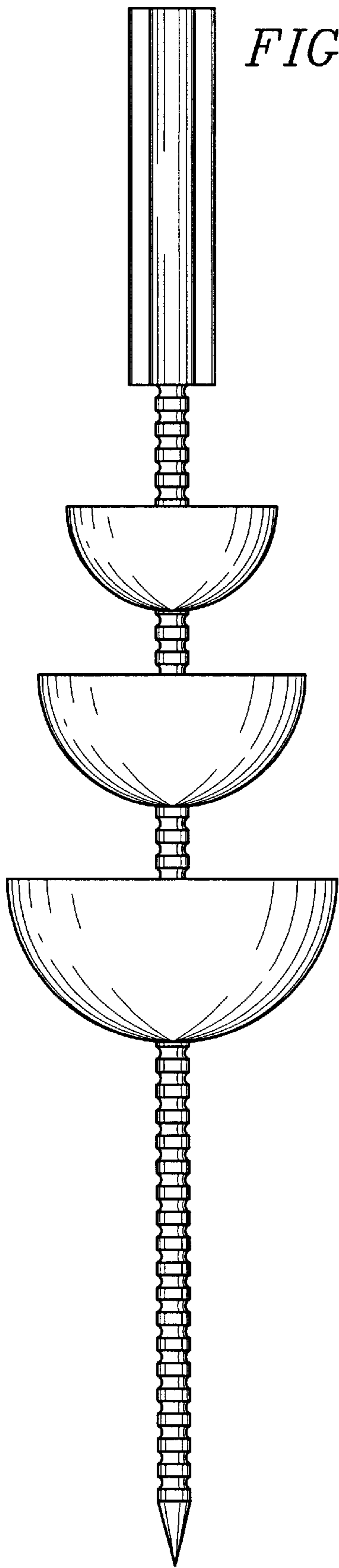


FIG. 5

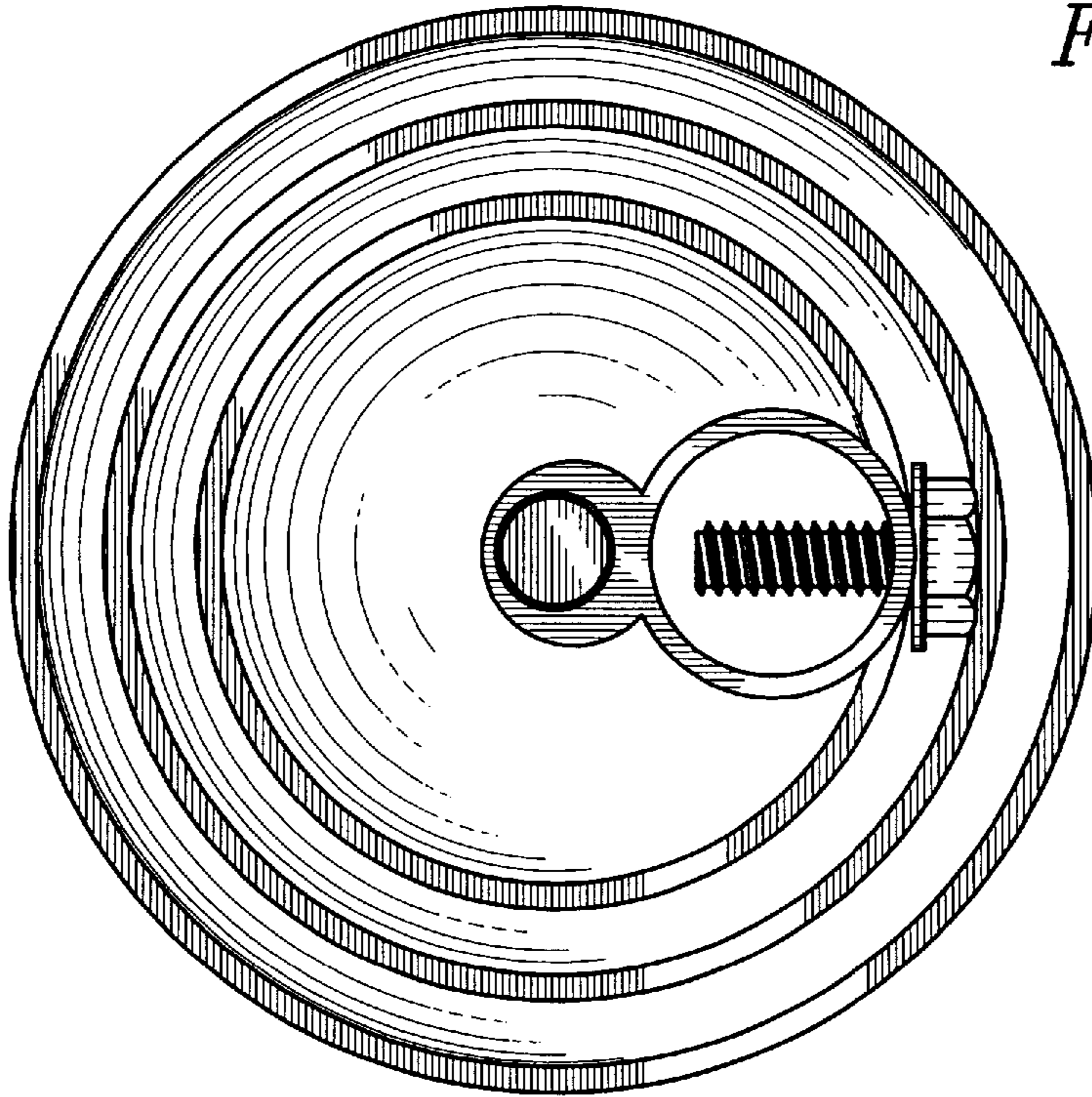


FIG. 6

