



US00D401993S

United States Patent [19] Kay

[11] **Patent Number: Des. 401,993**
[45] **Date of Patent: **Dec. 1, 1998**

[54] **DOVETAIL FRONT SIGHT**
[76] Inventor: **Ira M. Kay**, 7553 Gary Rd., Manassas, Va. 20109
[**] Term: **14 Years**
[21] Appl. No.: **71,034**
[22] Filed: **May 19, 1997**
[51] **LOC (6) Cl. 22-01**
[52] **U.S. Cl. D22/109; D22/108**
[58] **Field of Search D22/100, 108, D22/109, 110, 199; 33/241, 252, 256, 257; 42/100**

4,494,327 1/1985 Cullity 33/241 X
5,016,381 5/1991 Ferraro 42/100

FOREIGN PATENT DOCUMENTS

1166664 3/1964 Germany 33/241

Primary Examiner—Louis S. Zarfes
Assistant Examiner—Monica A. Weingart
Attorney, Agent, or Firm—Shlesinger Arkwright & Garvey LLP

[57] CLAIM

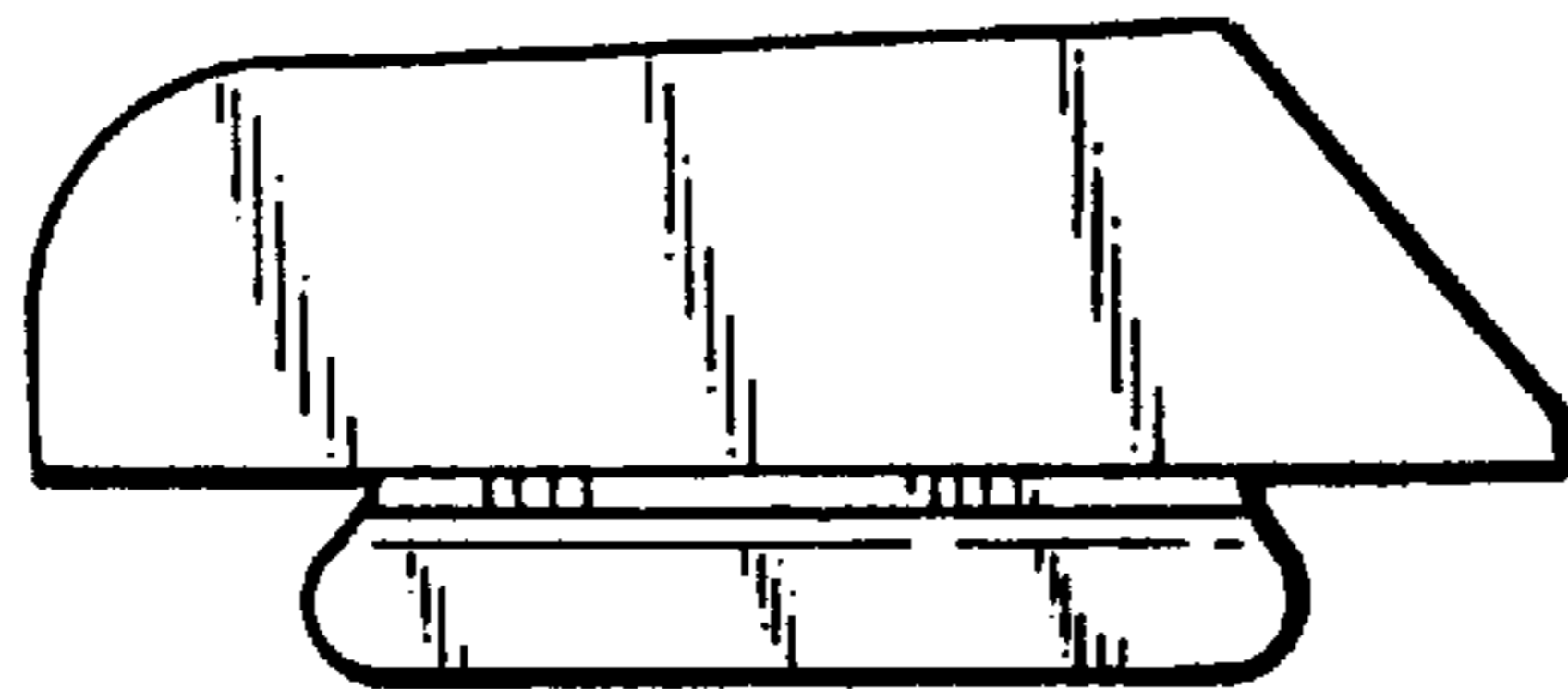
The ornamental design for a dovetail front sight, as shown.

DESCRIPTION

FIG. 1 is a left side elevational view of a dovetail front sight showing my new design;
FIG. 2 is rear elevational view of FIG. 1;
FIG. 3 is a bottom view of FIG. 1;
FIG. 4 is a right side elevational view of FIG. 2; and,
FIG. 5 is a top plan view of FIG. 4.
The front of the article is not part of the claimed design.

[56] **References Cited**
U.S. PATENT DOCUMENTS
D. 218,931 10/1970 Quinn D22/109
D. 360,454 7/1995 DePaoli D22/109
807,711 12/1905 Bassell et al. 33/252
3,500,545 3/1970 Chivers 33/241
3,645,635 2/1972 Steck 42/100 X

1 Claim, 1 Drawing Sheet



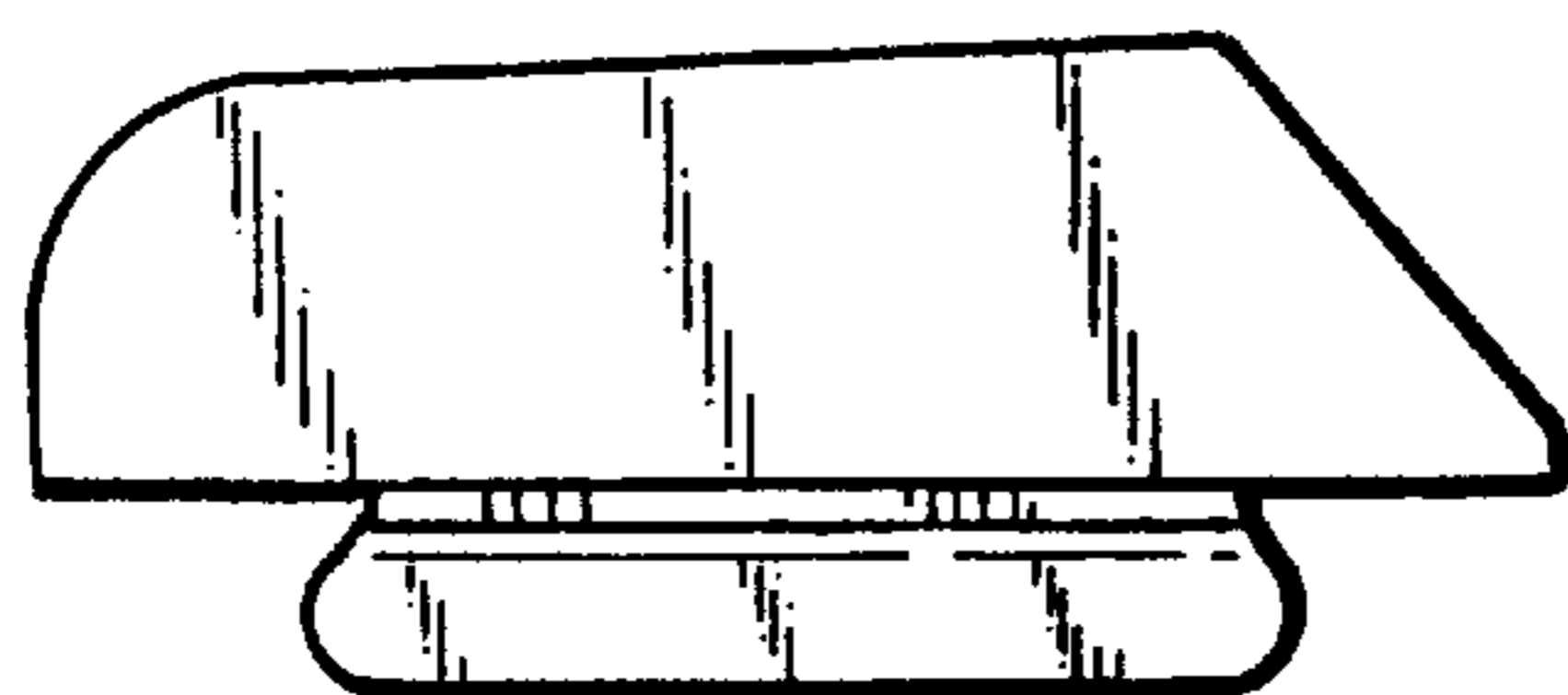


FIG. 1



FIG. 4




FIG. 2

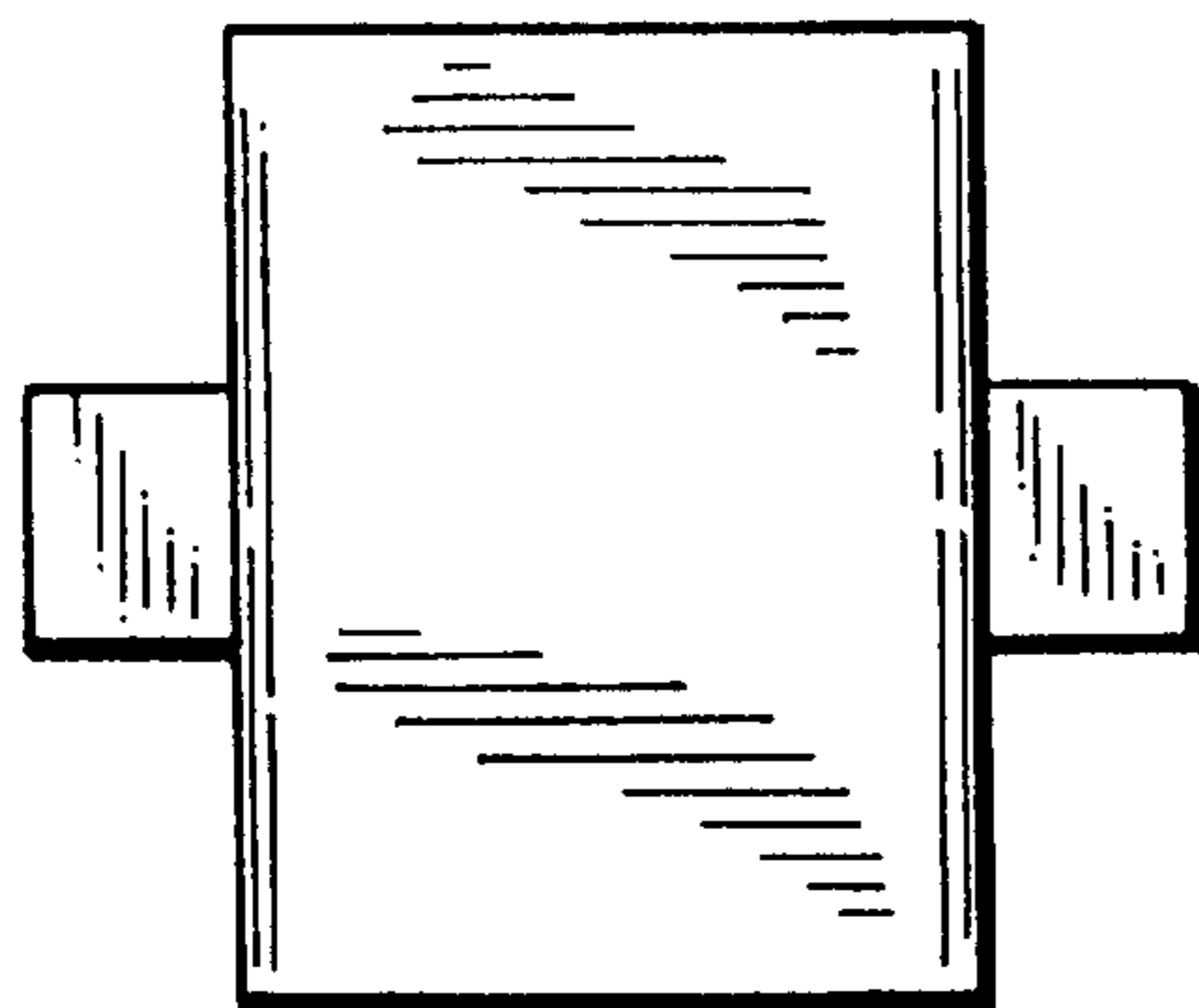


FIG. 3

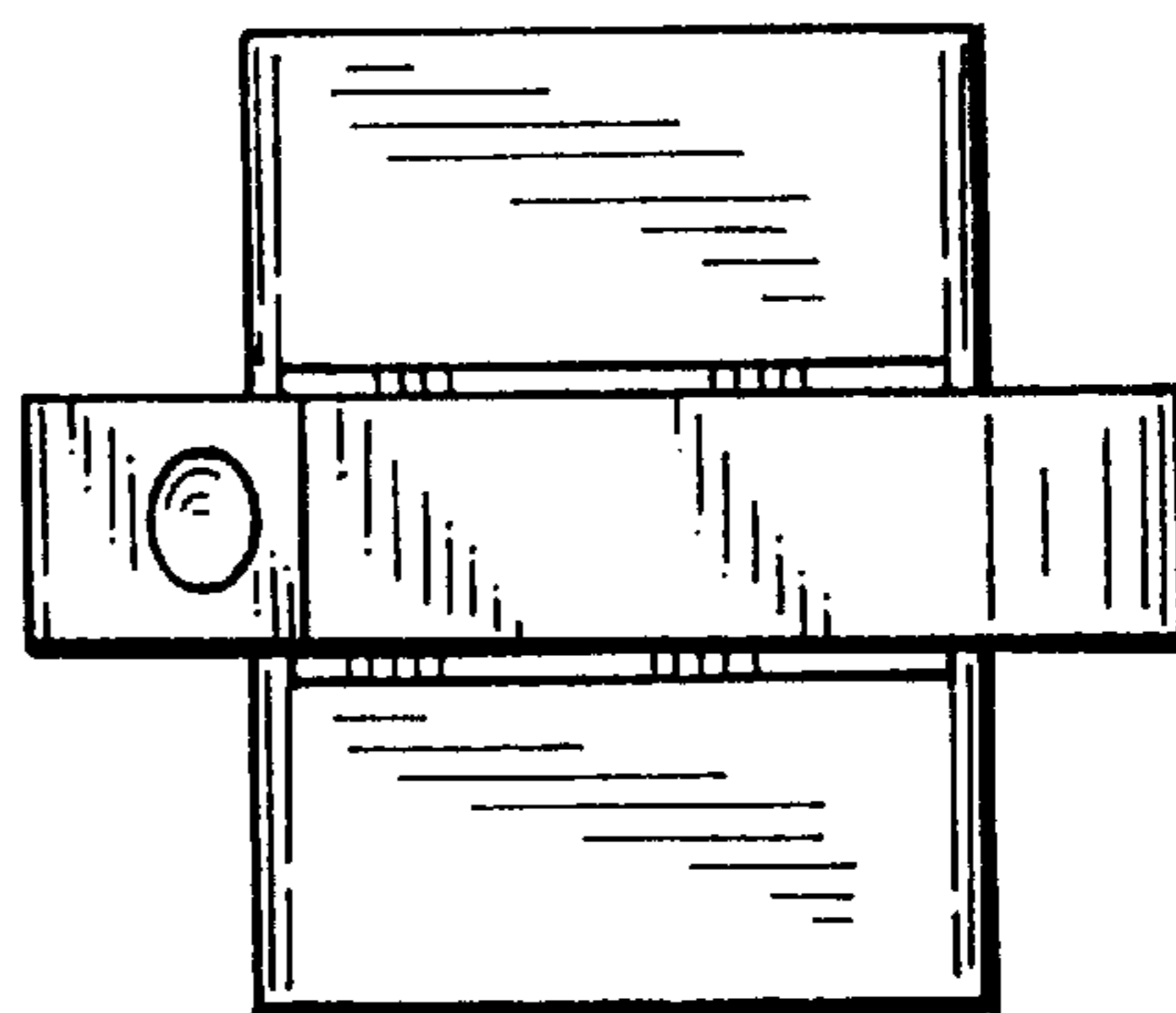


FIG. 5