

US00D401988S

# United States Patent [19] Shin

[11] **Patent Number:** **Des. 401,988**  
[45] **Date of Patent:** **\*\*Dec. 1, 1998**

[54] **GOLF TEE**

[75] **Inventor:** **Jai Moo Shin**, 18833 Nau Ave.,  
Northridge, Calif. 91326

[73] **Assignee:** **Jai Moo Shin**, Northridge, Calif.

[\*\*] **Term:** **14 Years**

[21] **Appl. No.:** **82,591**

[22] **Filed:** **Jan. 26, 1998**

[51] **LOC (6) Cl.** ..... **21-02**

[52] **U.S. Cl.** ..... **D21/718**

[58] **Field of Search** ..... D21/208, 234,  
D21/161; 473/387-403

[56] **References Cited**

**U.S. PATENT DOCUMENTS**

- D. 91,150 12/1933 Thompson ..... D21/208
- D. 188,950 10/1960 Miller ..... D21/208
- D. 199,418 10/1964 Katz ..... D21/161 X
- D. 231,109 4/1974 Kilmartin ..... D21/208

- D. 271,509 11/1983 Hanson .
- D. 338,510 8/1993 Fellows .
- D. 366,918 2/1996 Mathers .
- D. 367,092 2/1996 Gustine .
- 1,542,505 6/1925 Jacobus .
- 1,553,561 10/1925 Scott .
- 5,193,803 3/1993 Flick, III .

*Primary Examiner*—Ted Shooman  
*Assistant Examiner*—Richelle Shelton

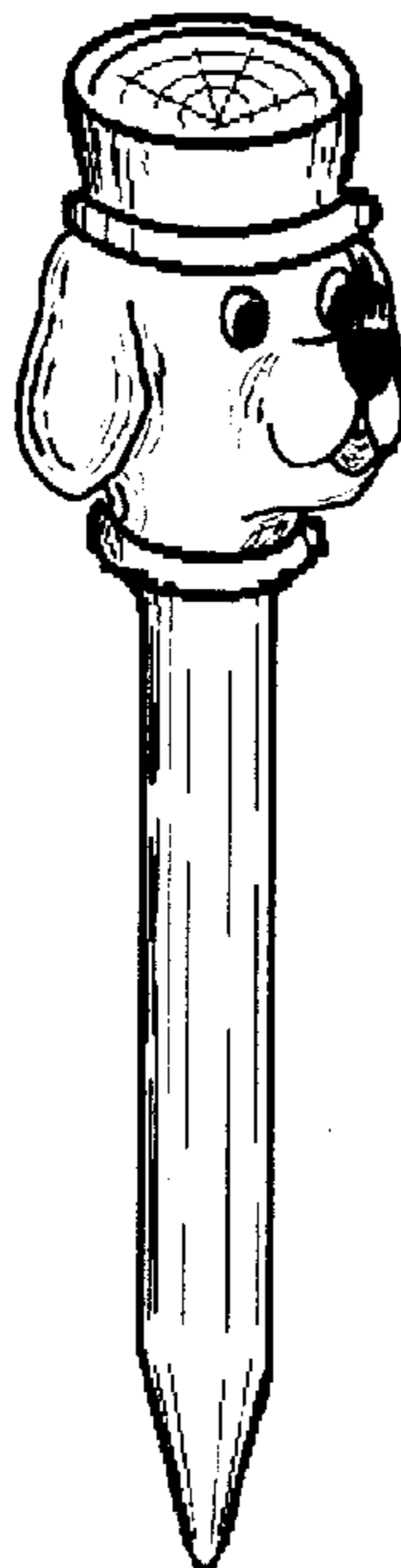
[57] **CLAIM**

The ornamental design for a golf tee, as shown.

**DESCRIPTION**

FIG. 1 is a perspective view of a golf tee showing my new design;  
FIG. 2 is a front elevation view thereof;  
FIG. 3 is a rear elevation view thereof;  
FIG. 4 is a left elevation view thereof;  
FIG. 5 is a right elevation view thereof;  
FIG. 6 is a top plan view thereof; and,  
FIG. 7 is a bottom plan view thereof.

**1 Claim, 1 Drawing Sheet**



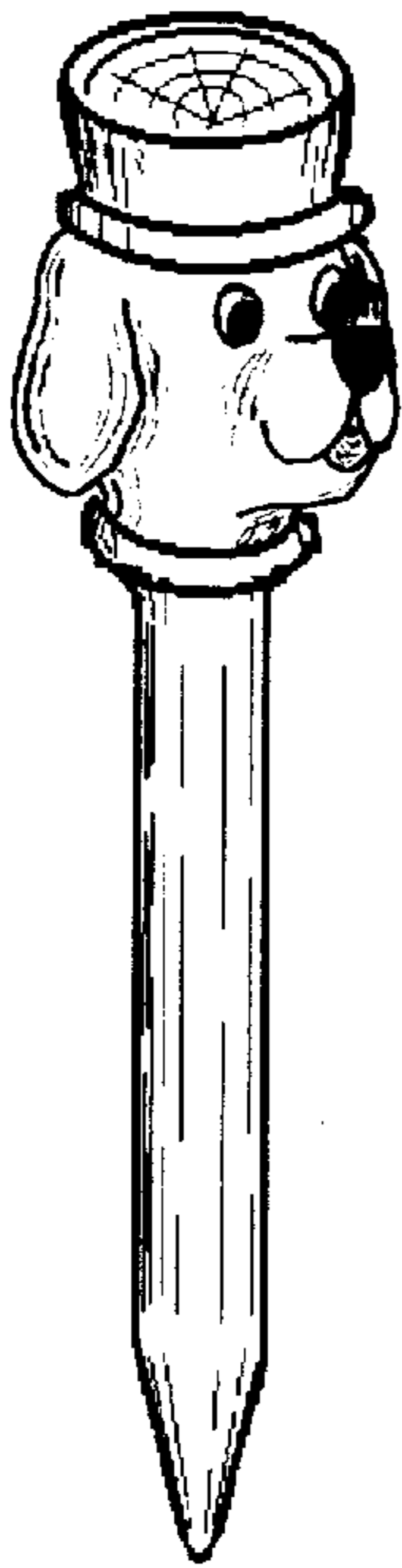


FIG. 1

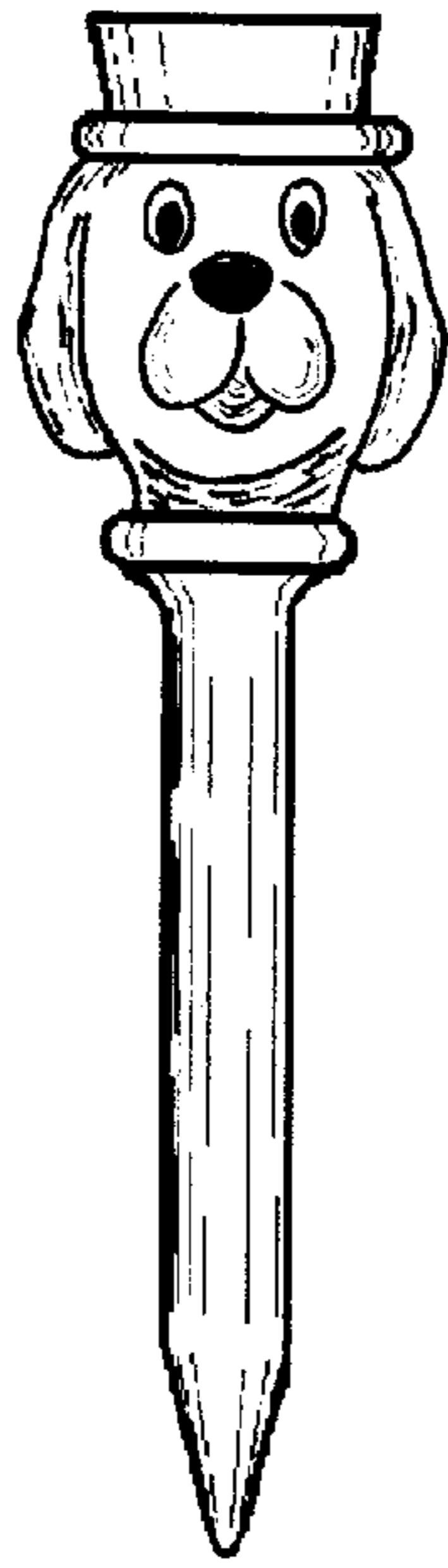


FIG. 2

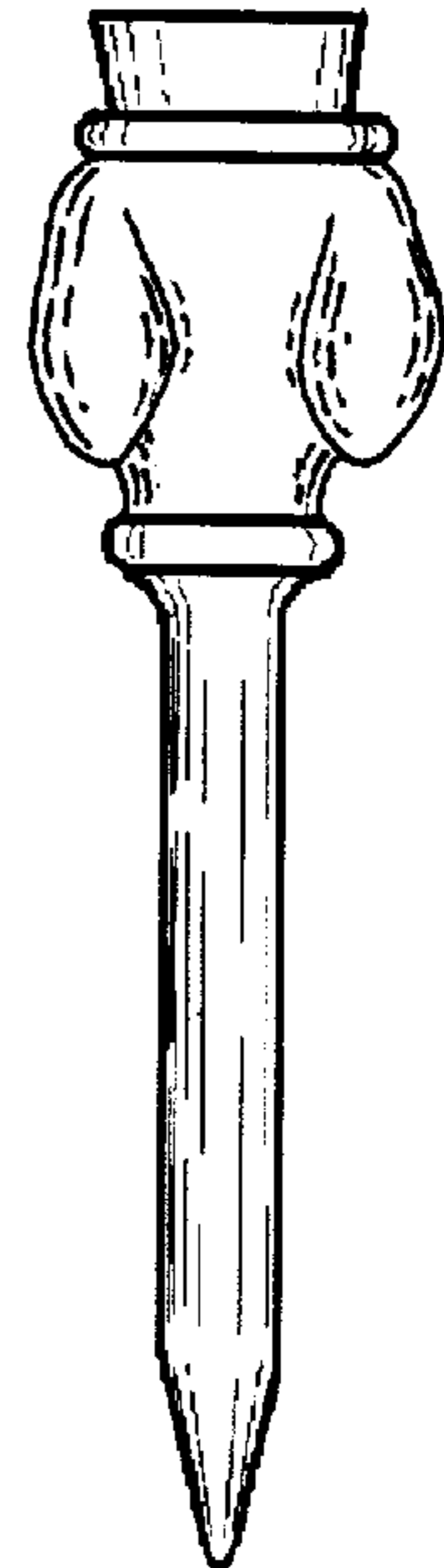


FIG. 3

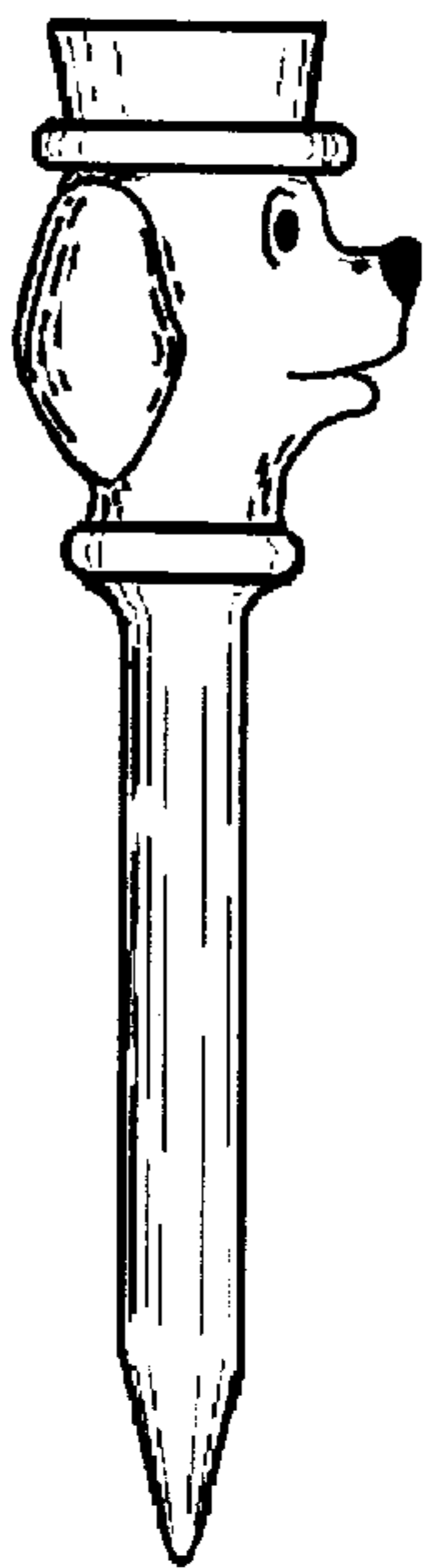


FIG. 4

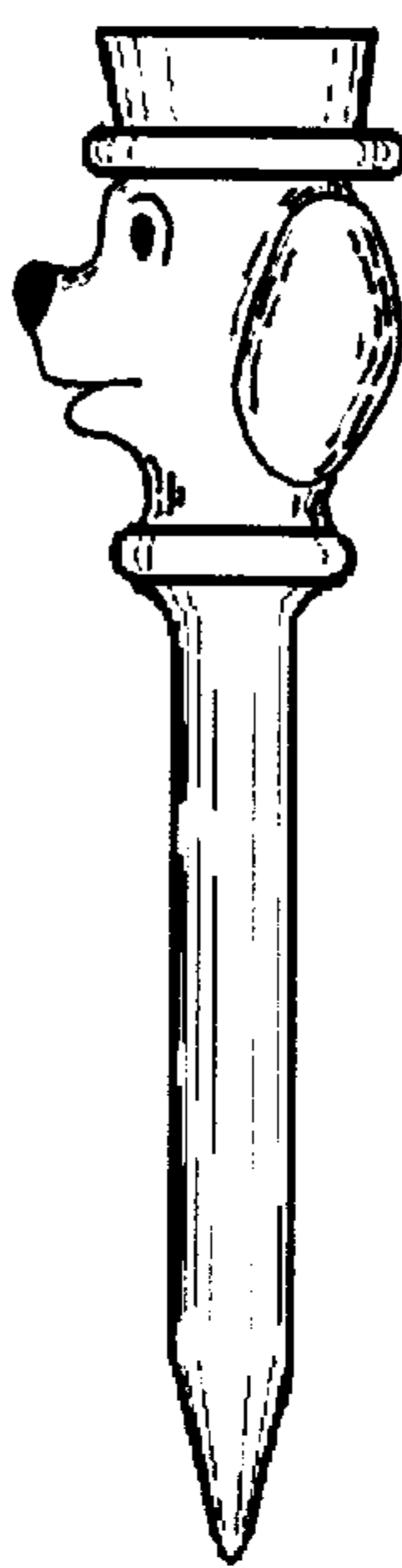


FIG. 5

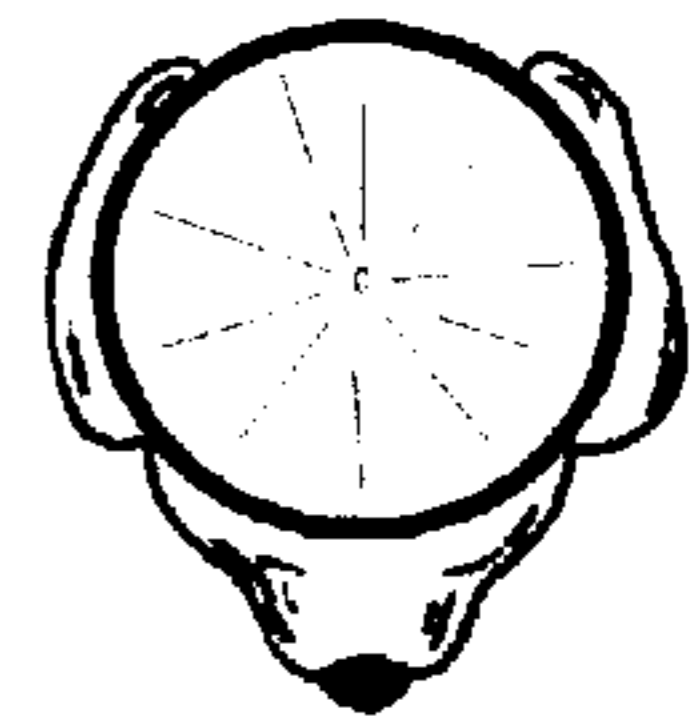


FIG. 6




FIG. 7