



US00D401936S

United States Patent [19]

Scalisi et al.

[11] **Patent Number: Des. 401,936**

[45] **Date of Patent: **Dec. 1, 1998**

[54] **PAGER PHONE HAVING TOP AND SIDE DETENTS**

[75] Inventors: **Joseph F. Scalisi**, Walnut; **Julio C. Smiriglio**, Rowland Heights, both of Calif.

[73] Assignee: **E.S.P. Communications, Inc.**, Rowland Heights, Calif.

[**] Term: **14 Years**

[21] Appl. No.: **80,117**

[22] Filed: **Aug. 4, 1997**

[51] **LOC (6) Cl.** **14-03**

[52] **U.S. Cl.** **D14/191; D14/138**

[58] **Field of Search** D14/137, 188, D14/138, 144, 147-148, 247-248, 250, 240, 140-142, 191, 192; 379/433, 434, 419, 420, 428, 440, 100.01; 455/550, 575, 90, 556, 558, 92, 100, 128, 344, 347

[56] **References Cited**

U.S. PATENT DOCUMENTS

- D. 321,349 11/1991 Colida D14/138
- D. 343,171 1/1994 Taylor D14/191 X
- D. 345,158 3/1994 Namba et al. D14/138
- D. 345,356 3/1994 Ando et al. D14/138
- D. 353,591 12/1994 Soren et al. D14/191

- D. 359,734 6/1995 Nagele et al. D14/138
- D. 369,598 5/1996 Nagele et al. D14/248 X
- D. 379,987 6/1997 Schied et al. D14/191
- D. 382,556 8/1997 Jeong D14/138
- D. 385,873 11/1997 Nagele et al. D14/138
- D. 389,477 1/1998 Tabankin et al. D14/138
- 5,335,368 8/1994 Tamura 455/90
- 5,363,089 11/1994 Goldenberg 379/434 X
- 5,666,273 9/1997 Kurcbart 455/347 X

FOREIGN PATENT DOCUMENTS

- 2-274046 11/1990 Japan D14/147 X
- 6-152459 5/1994 Japan 455/90

Primary Examiner—Jeffrey Asch
Attorney, Agent, or Firm—Snell & Wilmer, L.L.P.

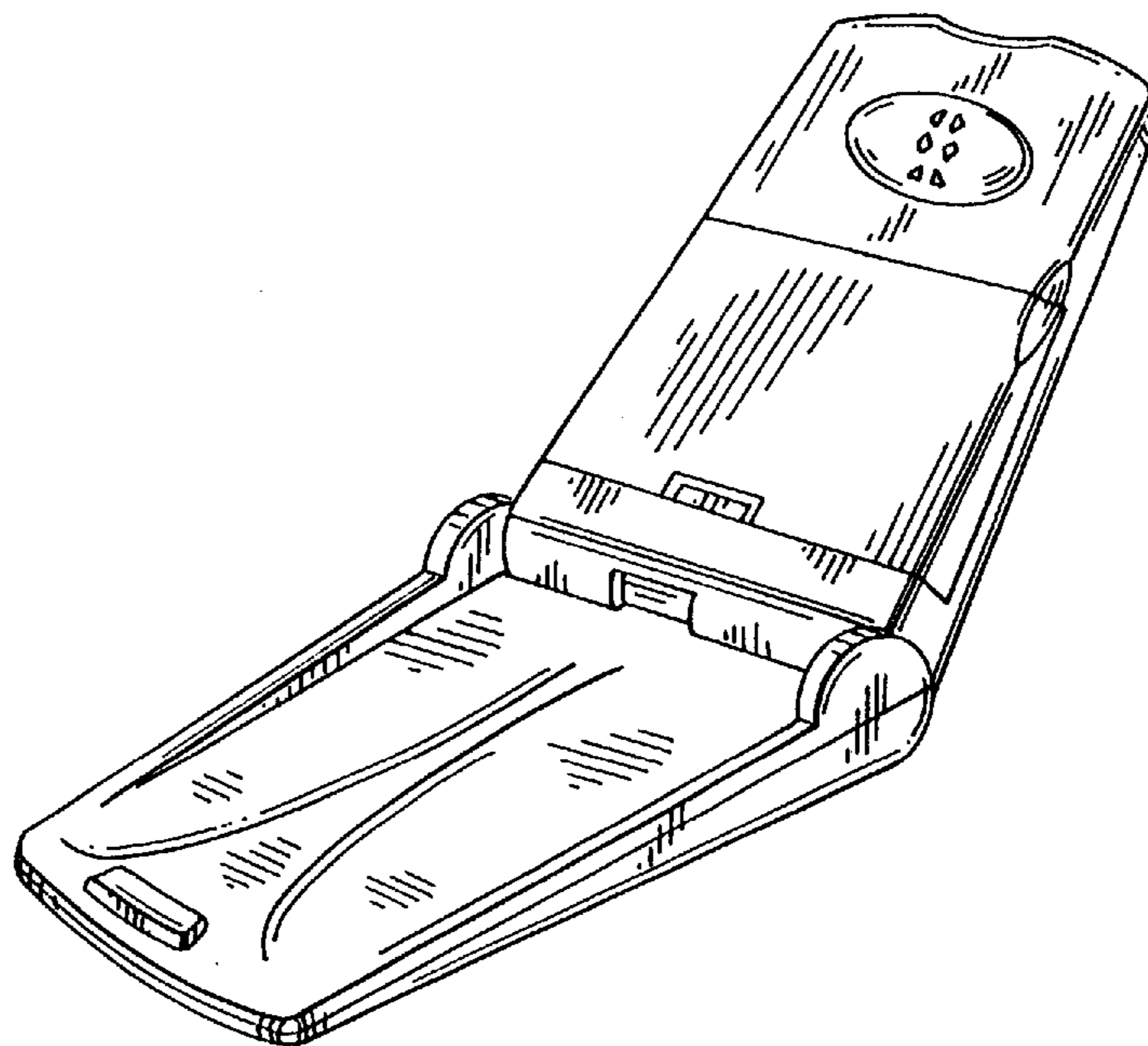
[57] **CLAIM**

The ornamental design for the pager phone having top and side detents, as shown and described.

DESCRIPTION

FIG. 1 is a perspective view of the pager phone having top and side detents showing my new design in an open position; FIG. 2 is a side elevational view thereof in a closed position; FIG. 3 is an opposite side elevational view thereof; FIG. 4 is a top plan view thereof; FIG. 5 is a bottom plan view thereof; FIG. 6 is a rear elevational view thereof; and, FIG. 7 is a front elevational view thereof.

1 Claim, 1 Drawing Sheet





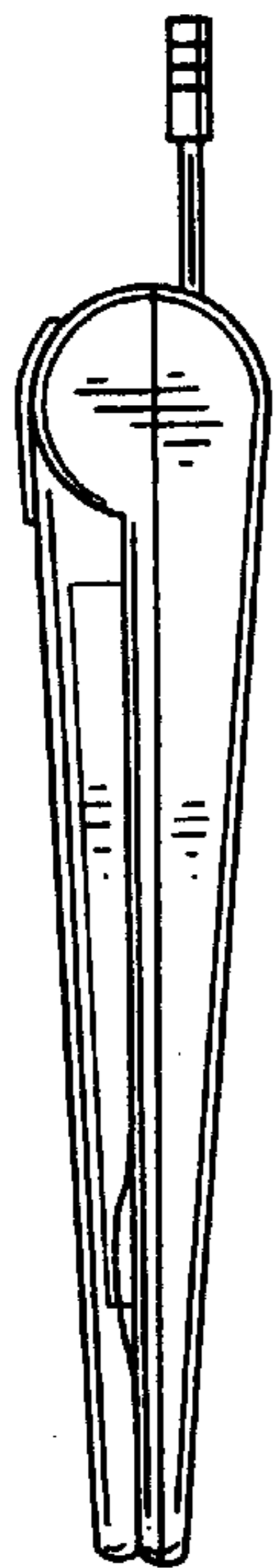
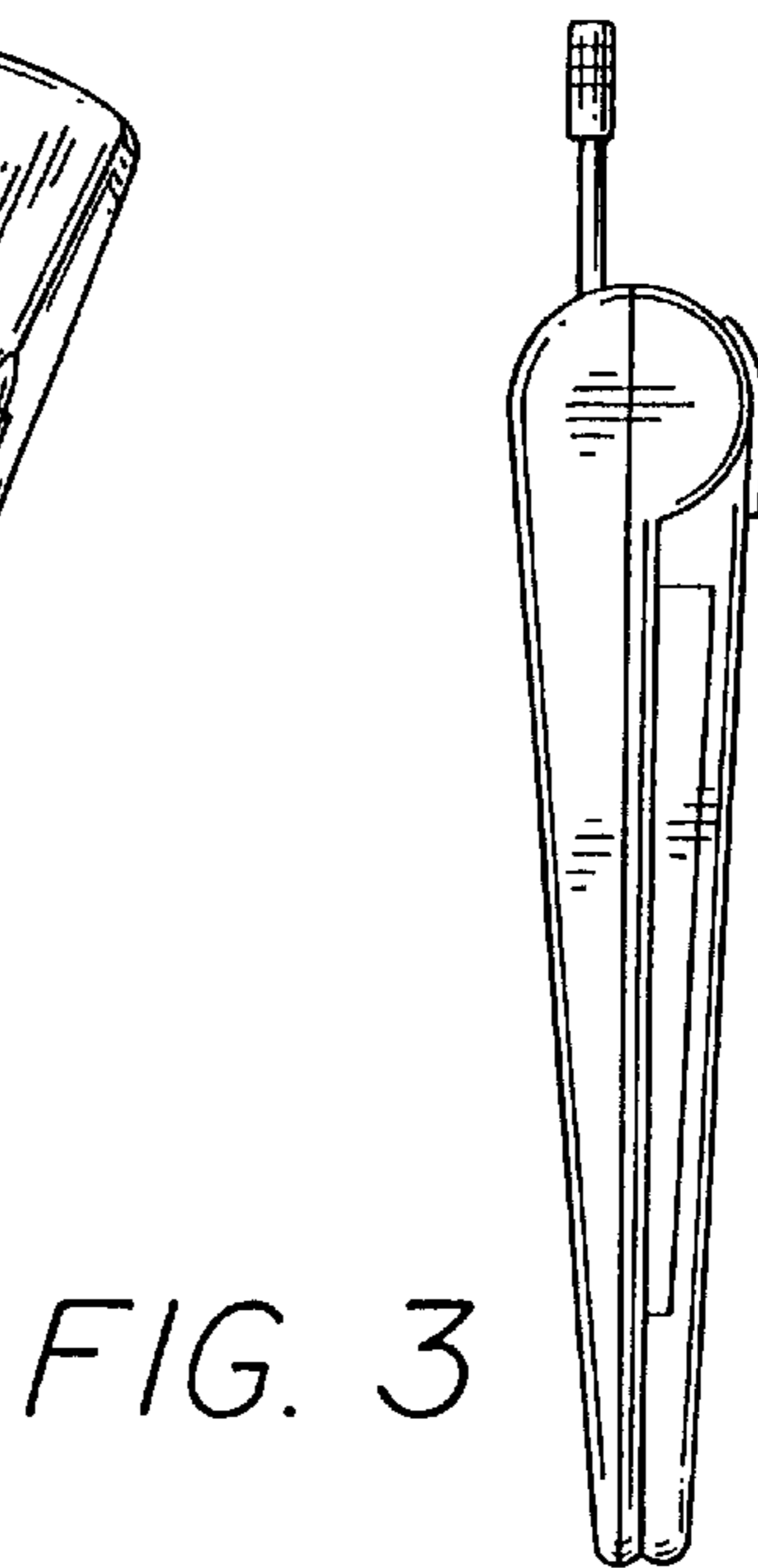
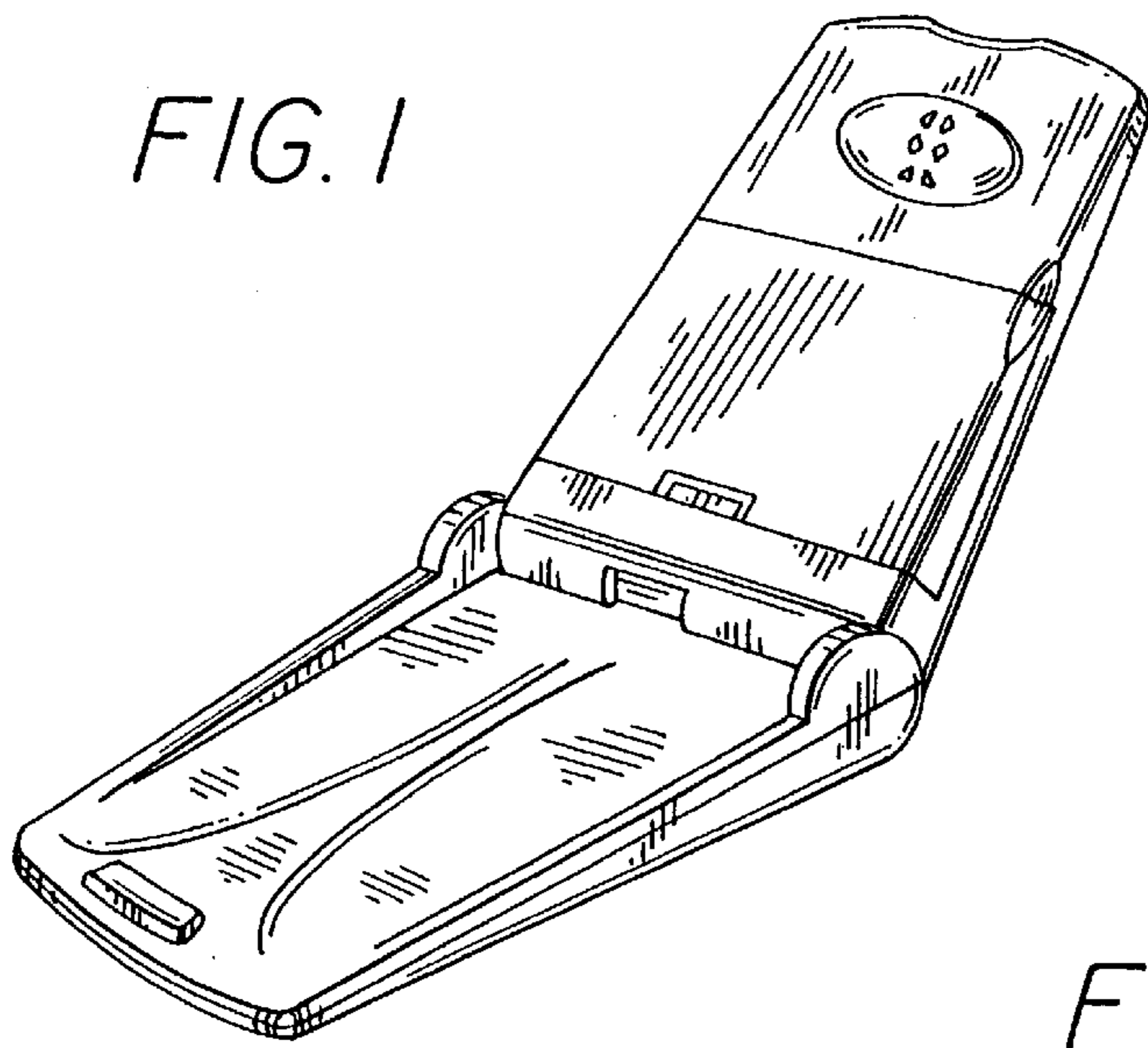


FIG. 2

FIG. 4

FIG. 5





FIG. 6

FIG. 7