



US00D401933S

United States Patent [19]

Horikoshi

[11] **Patent Number: Des. 401,933**

[45] **Date of Patent: **Dec. 1, 1998**

[54] **COMBINED COMPACT DISC PLAYER AND RADIO RECEIVER**

D. 368,908 4/1996 Ikenaga D14/156
D. 385,880 11/1997 Oba D14/168 X

[75] Inventor: **Tatsuo Horikoshi**, Sayama, Japan

Primary Examiner—Ted Shooman
Assistant Examiner—Nanda Bondade
Attorney, Agent, or Firm—Moonray Kojima

[73] Assignee: **Nakamichi Corporation**, Tokyo, Japan

[**] Term: **14 Years**

[57] **CLAIM**

[21] Appl. No.: **81,423**

The ornamental design for a combined compact disc player and radio receiver, as shown and described.

[22] Filed: **Jan. 2, 1998**

DESCRIPTION

[51] **LOC (6) Cl.** **14-01**

[52] **U.S. Cl.** **D14/168; D14/156**

[58] **Field of Search** D14/107, 156,
D14/160-168, 188, 192-198, 257, 260,
299; 369/75.1, 75.2, 77.1; 455/344-347,
350, 351

FIG. 1 is a right side view of a combined compact disc player and radio receiver, showing my new design;
FIG. 2 is a left side view thereof;
FIG. 3 is a top view thereof;
FIG. 4 is a front view thereof; and,
FIG. 5 is a rear view thereof.


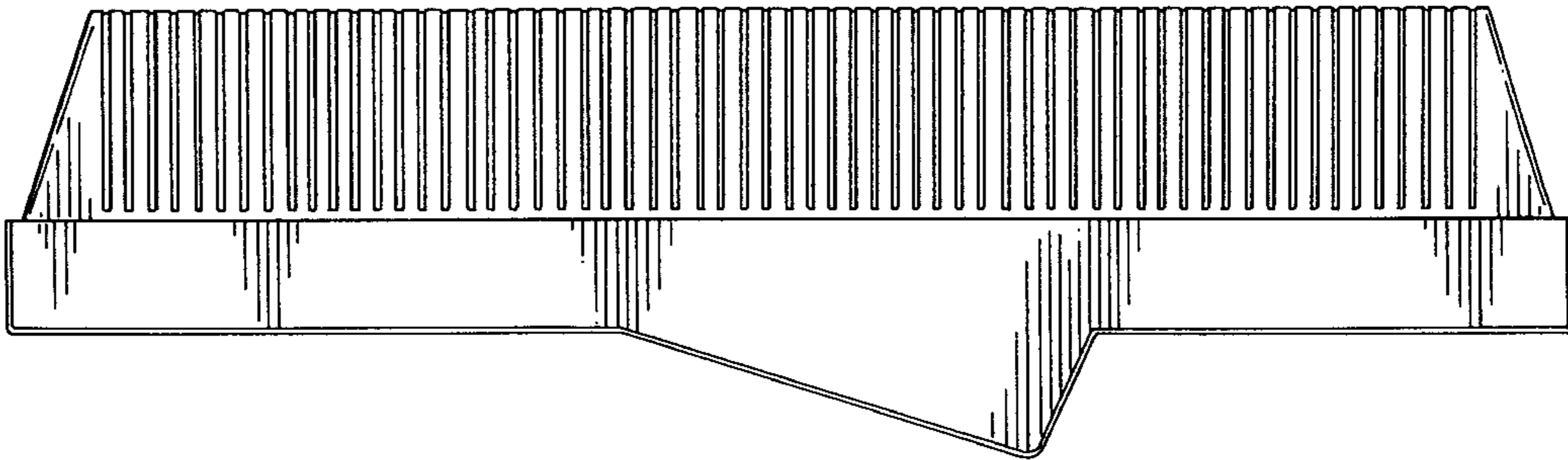
[56] **References Cited**

The undisclosed bottom view of the combined compact disc player and radio receiver forms no part of the claimed design.

U.S. PATENT DOCUMENTS

D. 329,452 9/1992 Komada et al. D14/191 X
D. 357,015 4/1995 Ikenaga D14/156

1 Claim, 5 Drawing Sheets



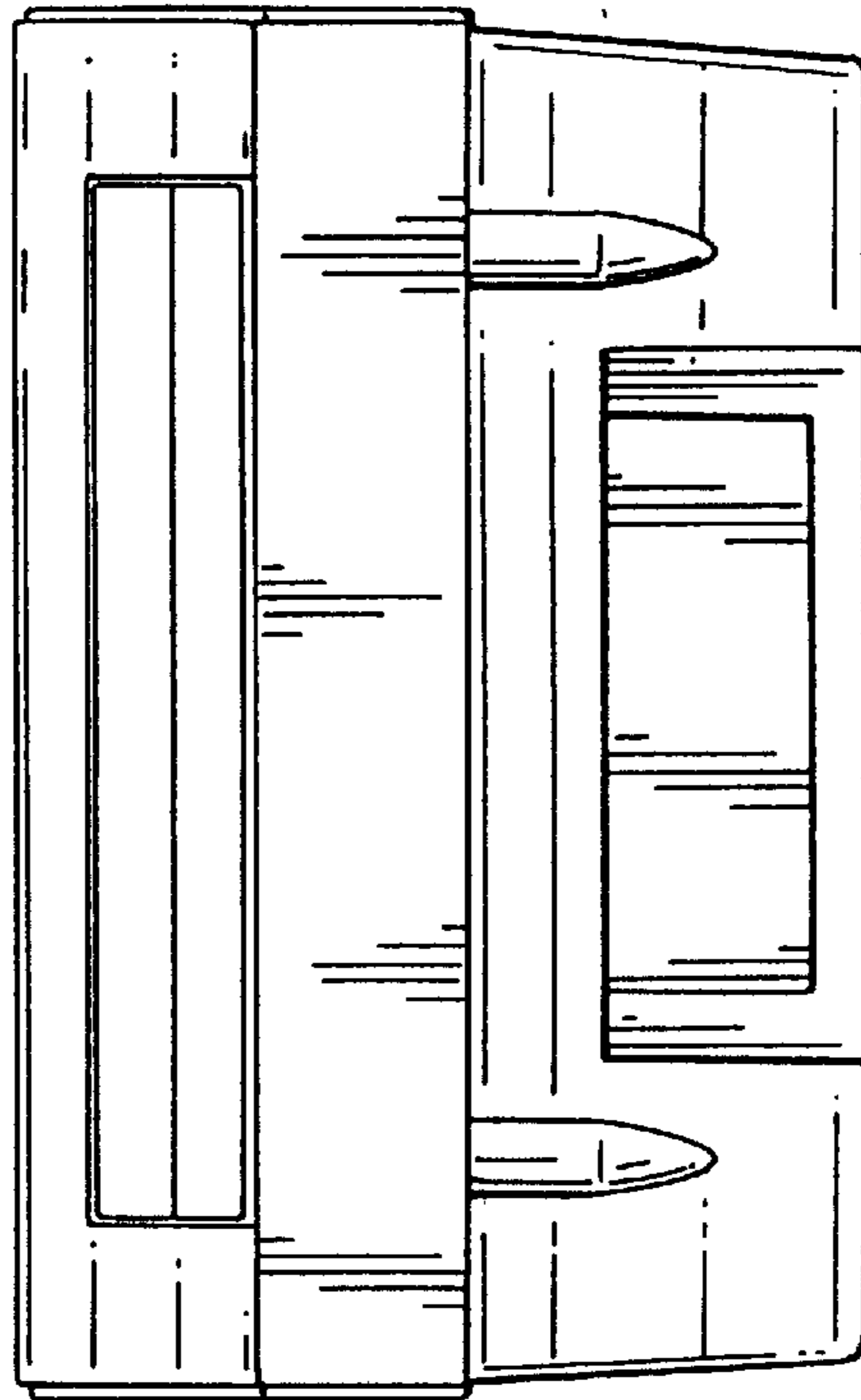


Fig. 1

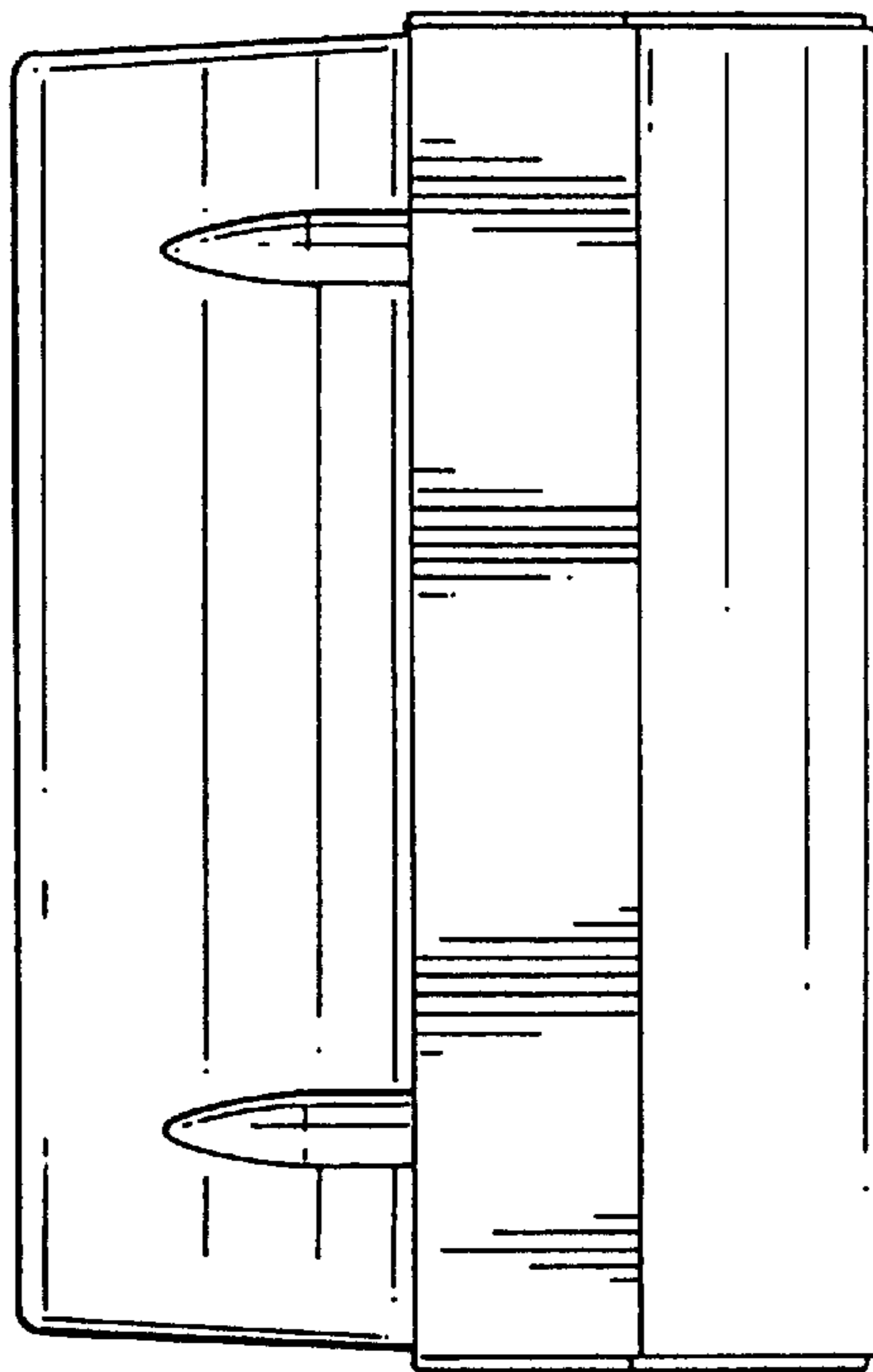


Fig. 2

Fig. 3





Fig. 4



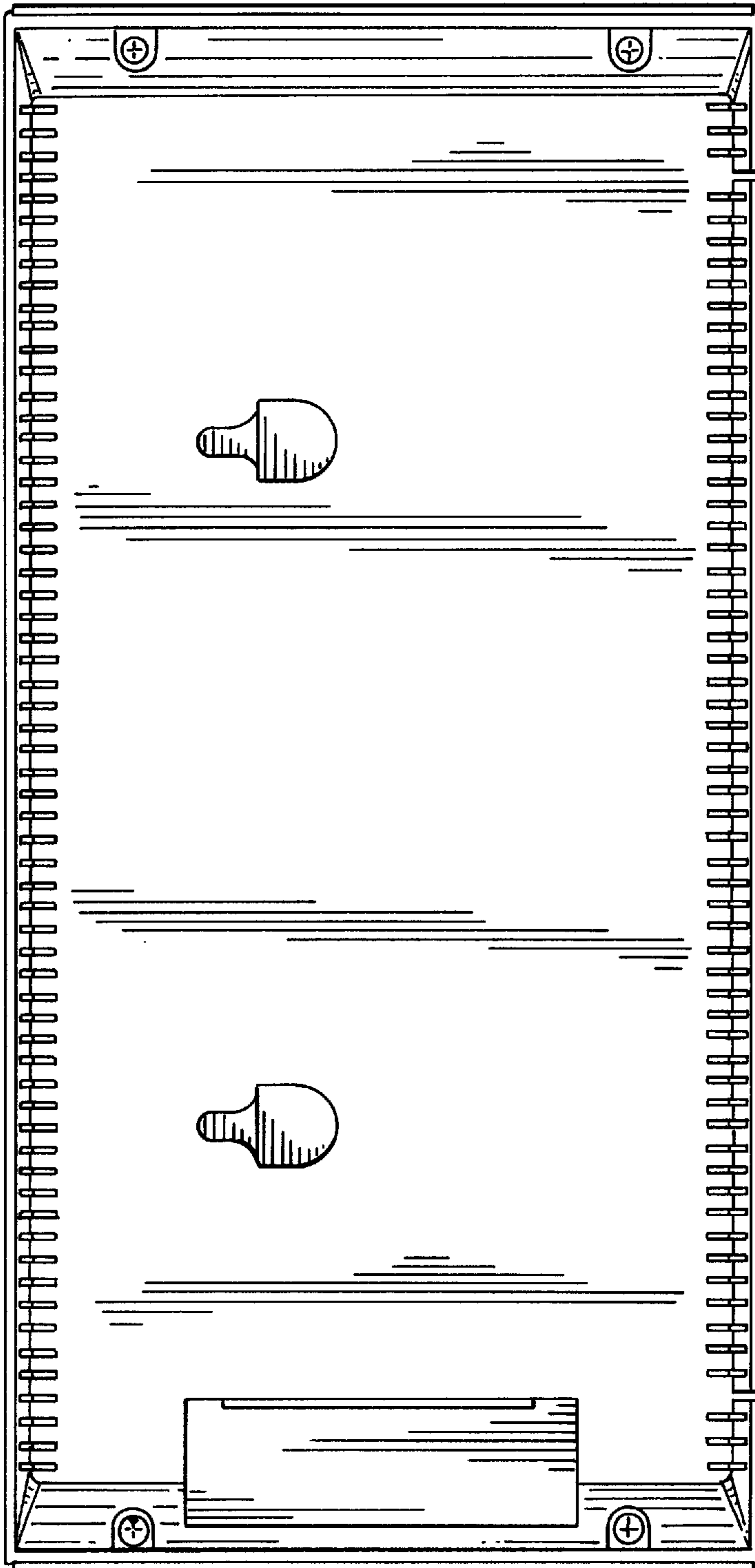


Fig. 5