



US00D401914S

**United States Patent** [19]  
**Kamegi**

[11] **Patent Number: Des. 401,914**  
[45] **Date of Patent: \*\*Dec. 1, 1998**

[54] **PORTABLE INFORMATION TERMINAL UNIT**

918511 2/1995 Japan .  
982633 6/1997 Japan .

[75] Inventor: **Mikio Kamegi**, Kawasaki, Japan

**OTHER PUBLICATIONS**

[73] Assignee: **Kabushiki Kaisha Toshiba**, Kawasaki, Japan

A Copy of the Denpa Shinbun (Newspaper).  
Catalog of a PDA.

[\*\*] Term: **14 Years**

*Primary Examiner*—Freda Nunn  
*Attorney, Agent, or Firm*—Oblon, Spivak, McClelland, Maier & Neustadt, P.C.

[21] Appl. No.: **75,539**

[22] Filed: **Sep. 2, 1997**

[57] **CLAIM**

[30] **Foreign Application Priority Data**

The ornamental design for portable information terminal unit, as shown and described.

May 7, 1997 [JP] Japan ..... 9-53504

**DESCRIPTION**

[51] **LOC (6) Cl.** ..... **14-02**

[52] **U.S. Cl.** ..... **D14/100; D14/138; D14/144**

[58] **Field of Search** ..... D14/100, 106, D14/115, 138, 144; D18/1, 7; 178/18, 19; 235/145 A, 145 R; 345/156, 168, 169, 172, 173; 341/22, 23; 364/708.1

FIG. 1 is a front, bottom and right side perspective view of portable information terminal unit, showing my new design; FIG. 2 is a front elevational view thereof; FIG. 3 is a rear elevational view thereof; FIG. 4 is a top plan view thereof; FIG. 5 is a bottom plan view thereof; FIG. 6 is a right side elevational view thereof; FIG. 7 is a left side elevational view thereof; FIG. 8 is a front elevational view thereof with a cover in an opened state; FIG. 9 is a top plan view with a cover in an opened state; and, FIG. 10 is a reference perspective view showing the state in which antenna is drawn out, cover is opened, and power is turned on.

[56] **References Cited**

**U.S. PATENT DOCUMENTS**

- D. 360,621 7/1995 Schoening ..... D14/100
- D. 361,754 8/1995 Jambhekar et al. .... D14/100
- D. 367,648 3/1996 Smith et al. .... D14/138 X
- D. 373,347 9/1996 Ashley et al. .... D14/100 X
- 5,189,632 2/1993 Paajanen et al. .... D14/144 X

**FOREIGN PATENT DOCUMENTS**

DM/033634 7/1995 France .

**1 Claim, 5 Drawing Sheets**

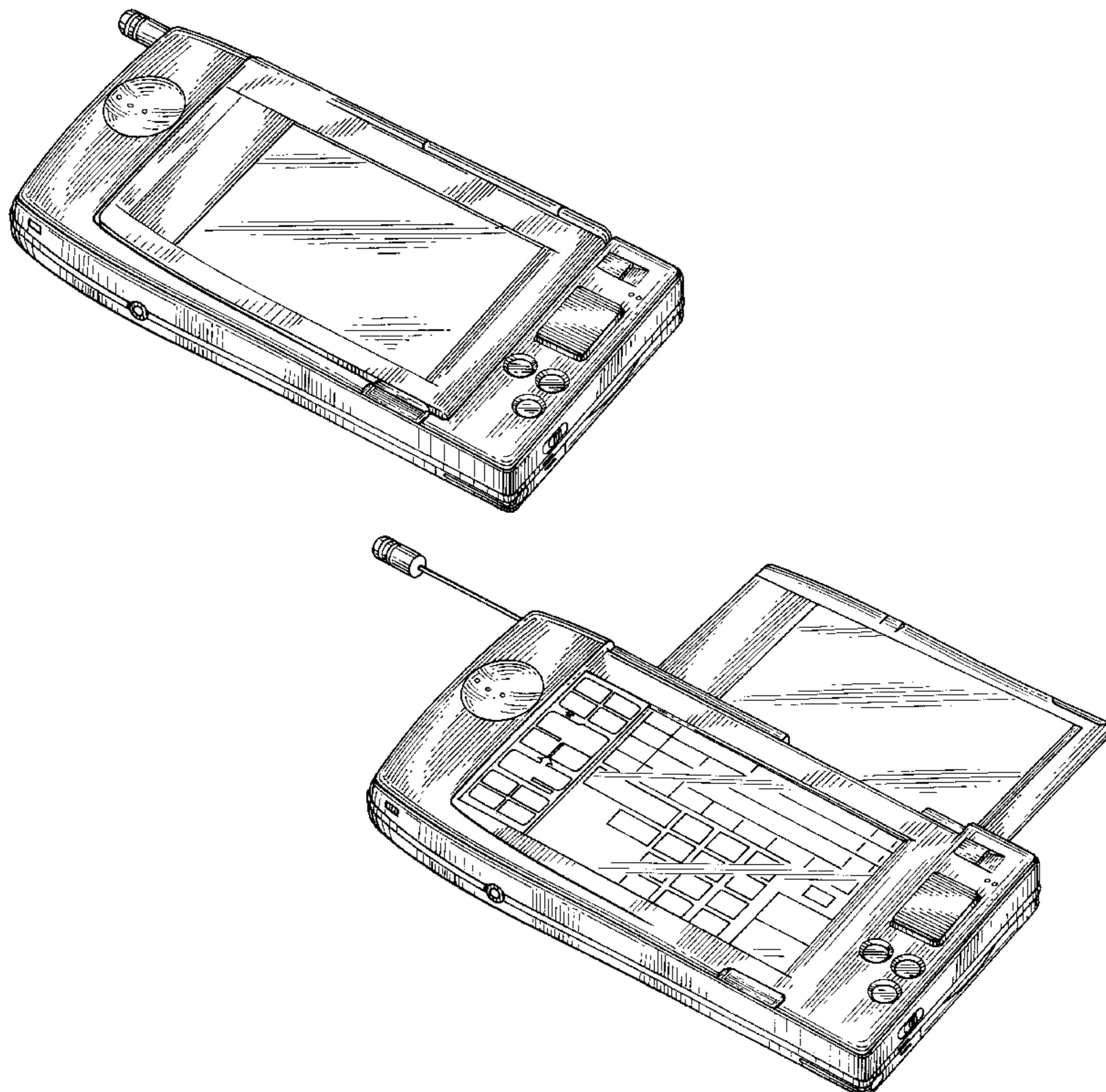

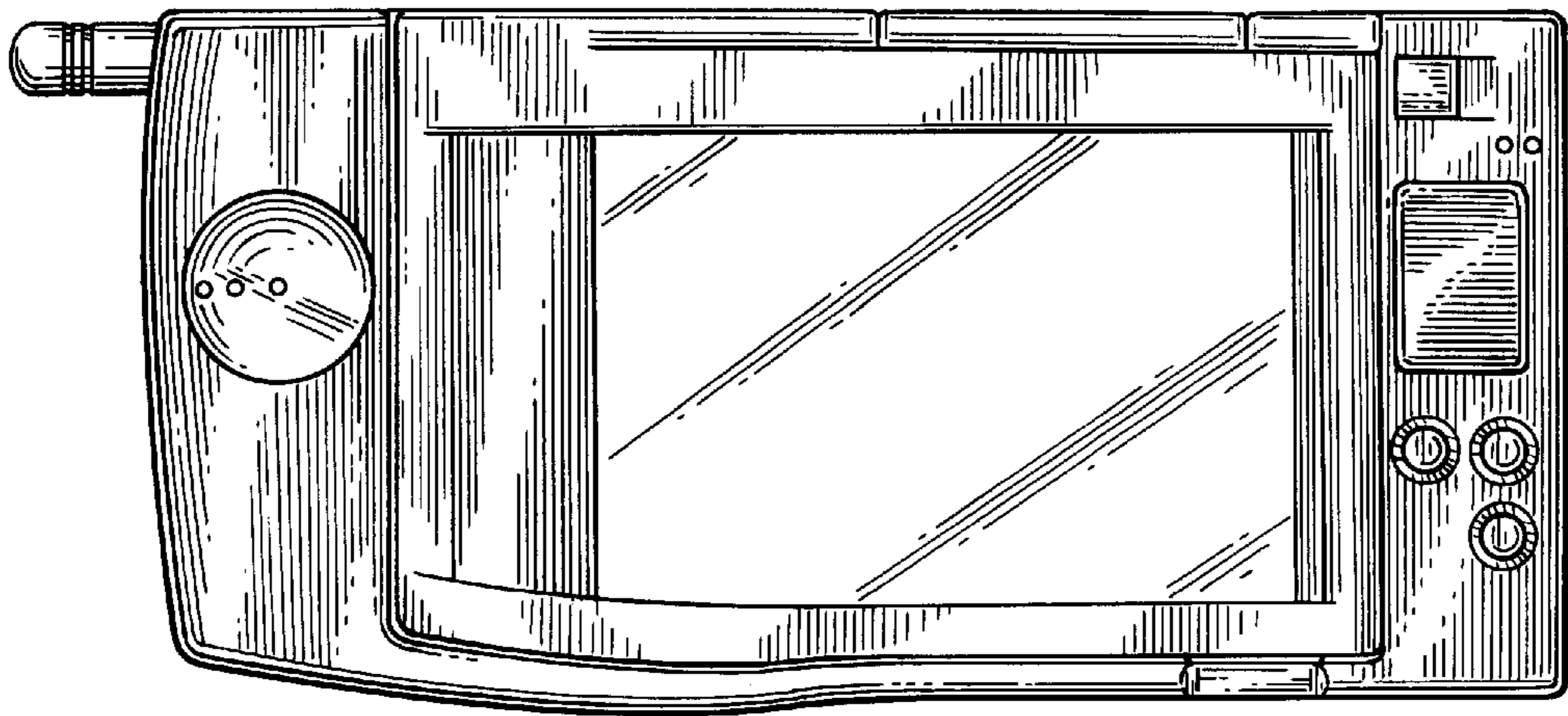


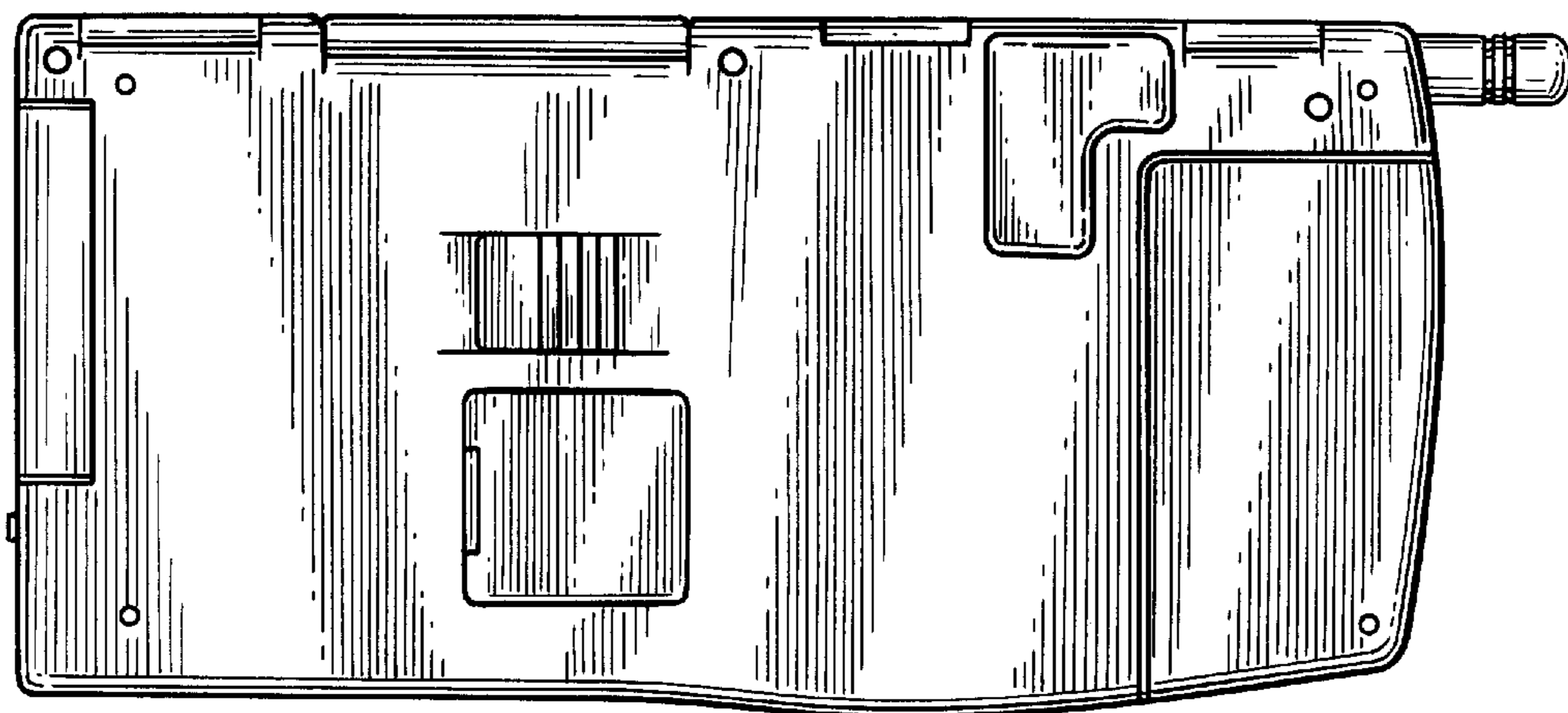
FIG. 1



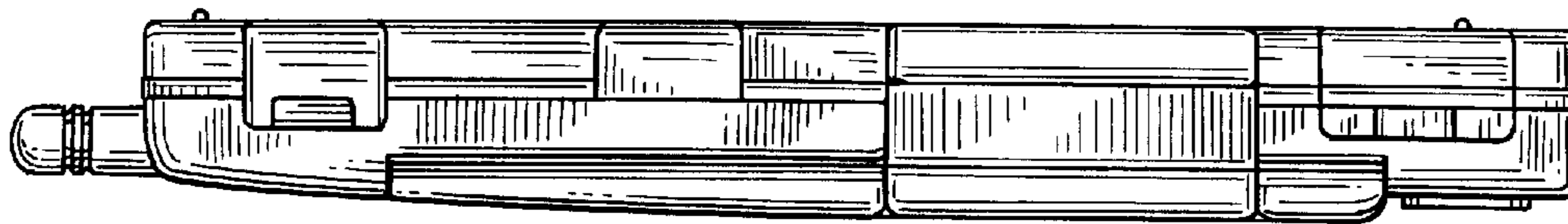
**FIG. 2**



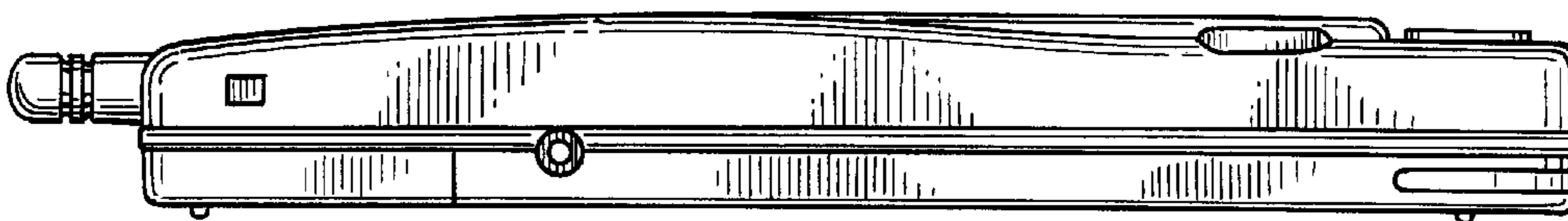
**FIG. 3**



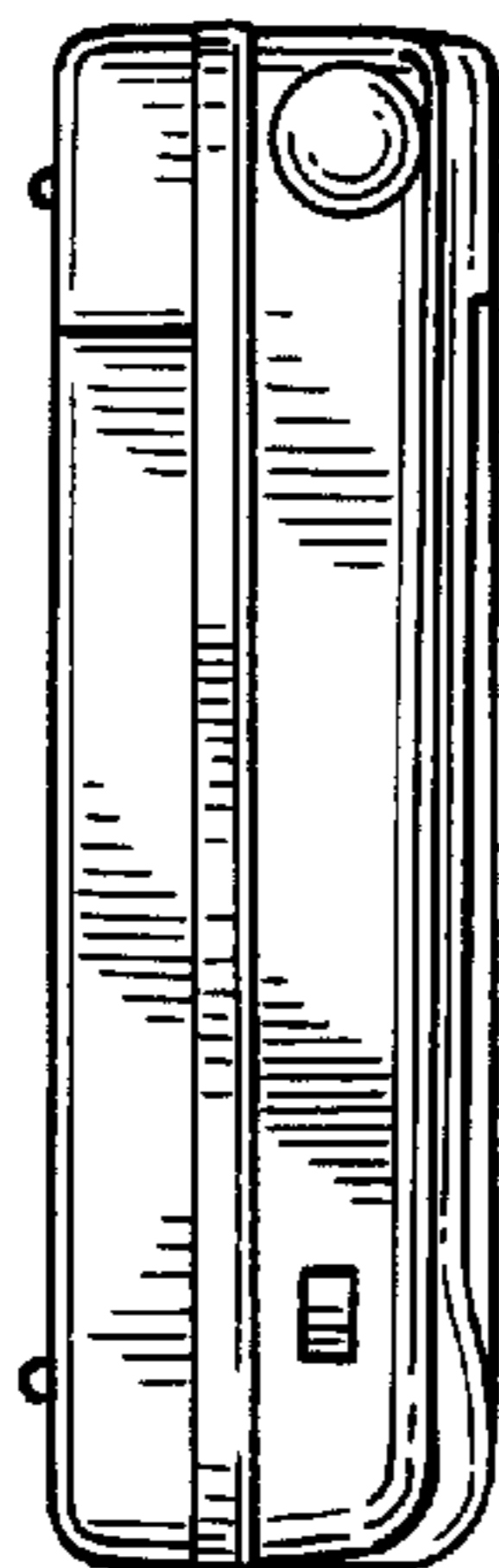
**FIG.4**



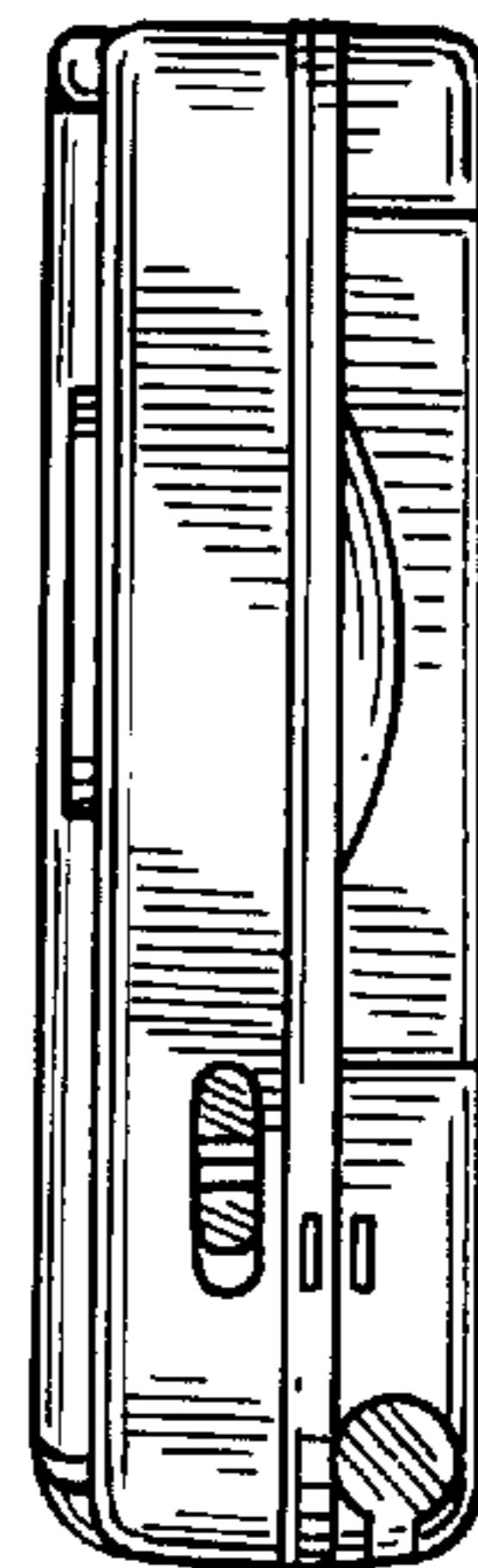
**FIG.5**



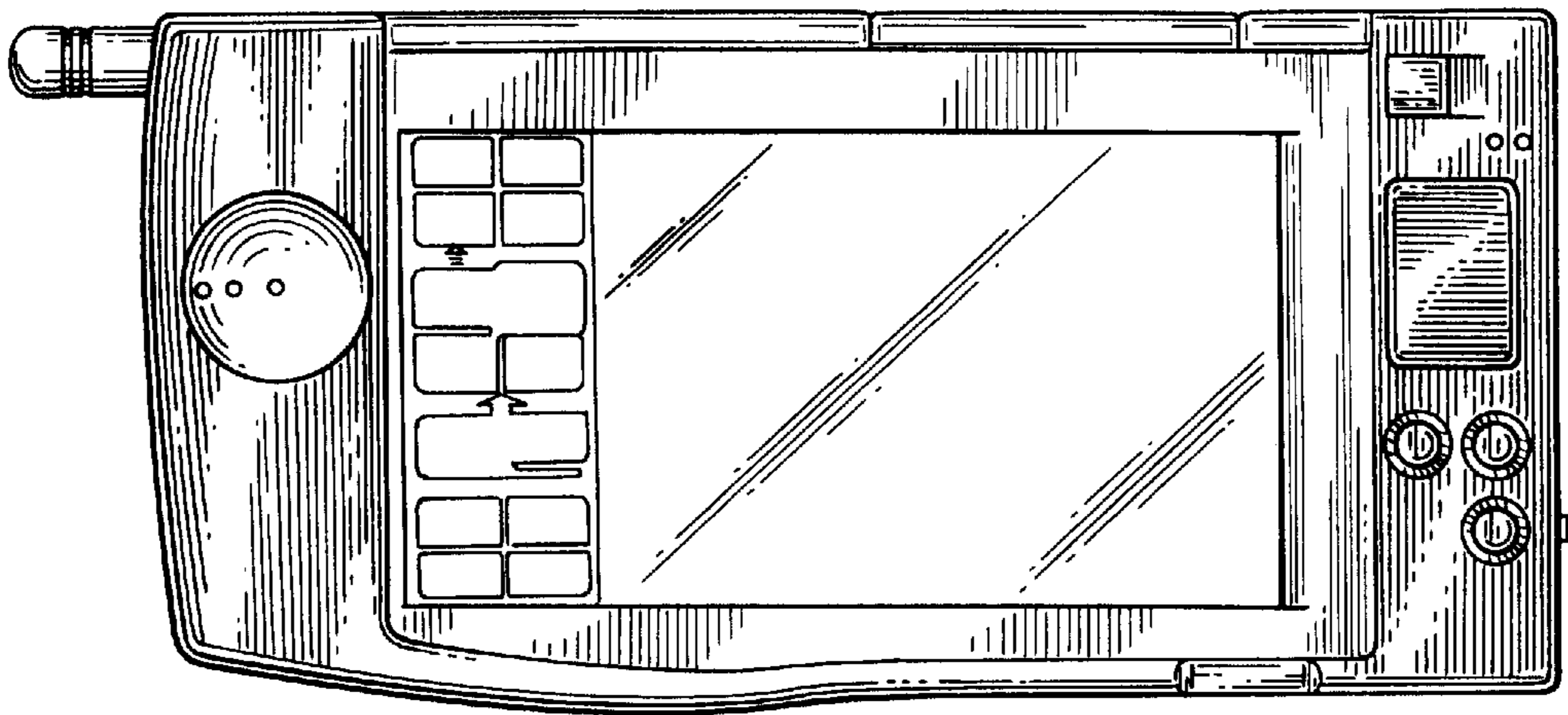
**FIG.7**



**FIG.6**



**FIG.8**



**FIG.9**




FIG.10

