



US00D401892S

United States Patent [19] Sugimoto

[11] **Patent Number: Des. 401,892**

[45] **Date of Patent: **Dec. 1, 1998**

[54] **MOTORCYCLE**

D. 385,227 10/1997 Kotoh D12/110
4,809,800 3/1989 Suzuki 180/219

[75] Inventor: **Hideo Sugimoto**, Hamamatsu, Japan

[73] Assignee: **Suzuki Kabushiki Kaisha**, Japan

[**] Term: **14 Years**

[21] Appl. No.: **74,260**

[22] Filed: **Jul. 9, 1997**

[30] **Foreign Application Priority Data**

Jan. 10, 1997 [JP] Japan 9-521

[51] **LOC (6) Cl. 12-11**

[52] **U.S. Cl. D12/110**

[58] **Field of Search D12/110; 180/219**

[56] **References Cited**

U.S. PATENT DOCUMENTS

D. 299,710	2/1989	Iwakura et al.	D12/110
D. 305,748	1/1990	Kaneko et al.	D12/110
D. 333,806	3/1993	Davidson	D12/110
D. 339,087	9/1993	Gibbons et al.	D12/110
D. 339,089	9/1993	Gibbons et al.	D12/110
D. 344,046	2/1994	Kitagawa et al.	D12/110

OTHER PUBLICATIONS

Cycle World, p. 61, the Suzuki Marauder motorcycle, Feb. 1997.

Primary Examiner—Melody N. Brown
Attorney, Agent, or Firm—Gary M. Nath; Nath & Associates


[57] **CLAIM**

The ornamental design for motorcycle, as shown and described.

DESCRIPTION

FIG. 1 is a front and left-side perspective view of a motorcycle showing my new design;
FIG. 2 is a rear and right-side perspective view thereof;
FIG. 3 is a front elevational view thereof;
FIG. 4 is a rear elevational view thereof;
FIG. 5 is a left-side view thereof;
FIG. 6 is a right-side view thereof;
FIG. 7 is a top plan view thereof; and,
FIG. 8 is a bottom view thereof.

1 Claim, 8 Drawing Sheets






Figure 1




Figure 2




Figure 3




Figure 4




Figure 5




Figure 6




Figure 7

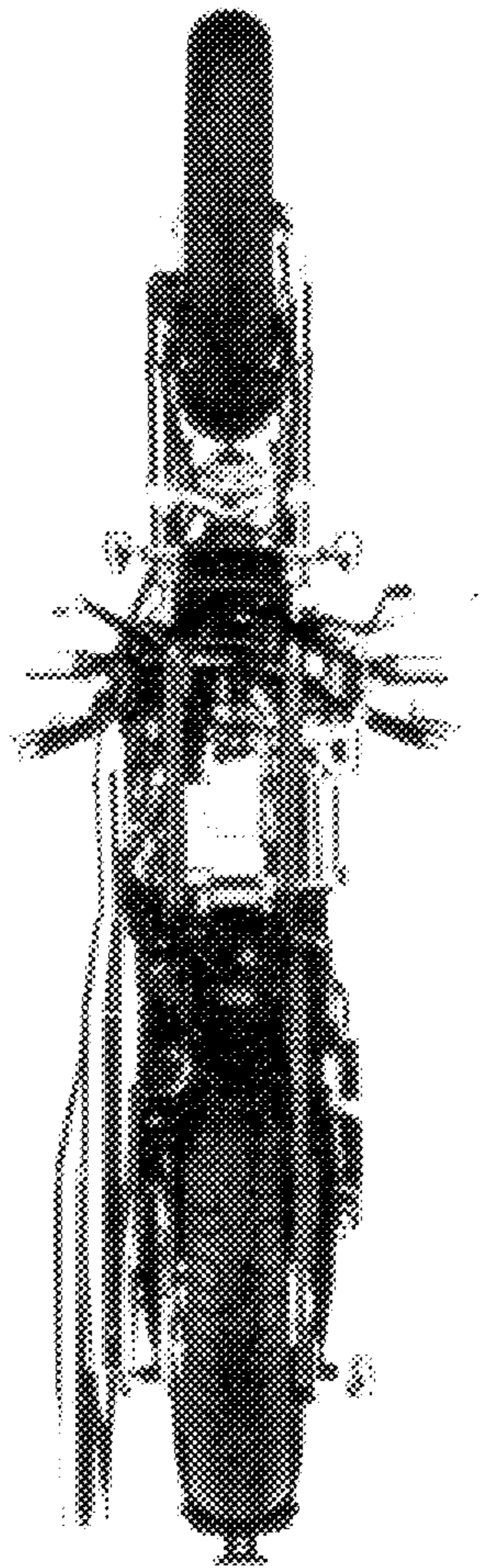


Figure 8