

US00D401890S

United States Patent [19]
Larson et al.

[11] **Patent Number:** **Des. 401,890**
[45] **Date of Patent:** ****Dec. 1, 1998**

[54] **AUTOMOBILE BODY**

[75] Inventors: **Grant Larson**, Ludwigsburg; **Pinky Lai**, Königsbach-Stein, both of Germany

[73] Assignee: **Dr. Ing. h.c.F. Porsche AG**, Weissach, Germany

[**] Term: **14 Years**

[21] Appl. No.: **64,474**

[22] Filed: **Jan. 2, 1997**

[30] **Foreign Application Priority Data**

Jul. 2, 1996	[DE]	Germany	M 96 05 564.2
--------------	------	---------	-------	---------------

[51] **LOC (6) Cl.** **12-08**

[52] **U.S. Cl.** **D12/91**

[58] **Field of Search** D12/90-92; 296/185

[56] **References Cited**

U.S. PATENT DOCUMENTS

D. 313,578	1/1991	Denson	D12/91
D. 320,368	10/1991	Denson	D12/91
D. 327,039	6/1992	Denson	D12/91
D. 329,912	9/1992	Murket et al.	D12/91

Primary Examiner—Melody N. Brown

Attorney, Agent, or Firm—Evenson, McKeown, Edwards & Lenahan, P.L.L.C.

[57] **CLAIM**

The ornamental design for an automobile body, as shown and described.

DESCRIPTION

FIG. 1 is a left side view of an automobile body according to our novel design;

FIG. 2 is a front view of the automobile body of FIG. 1 according to our novel design;

FIG. 3 is a rear view of the automobile body of FIG. 1 according to our novel design;

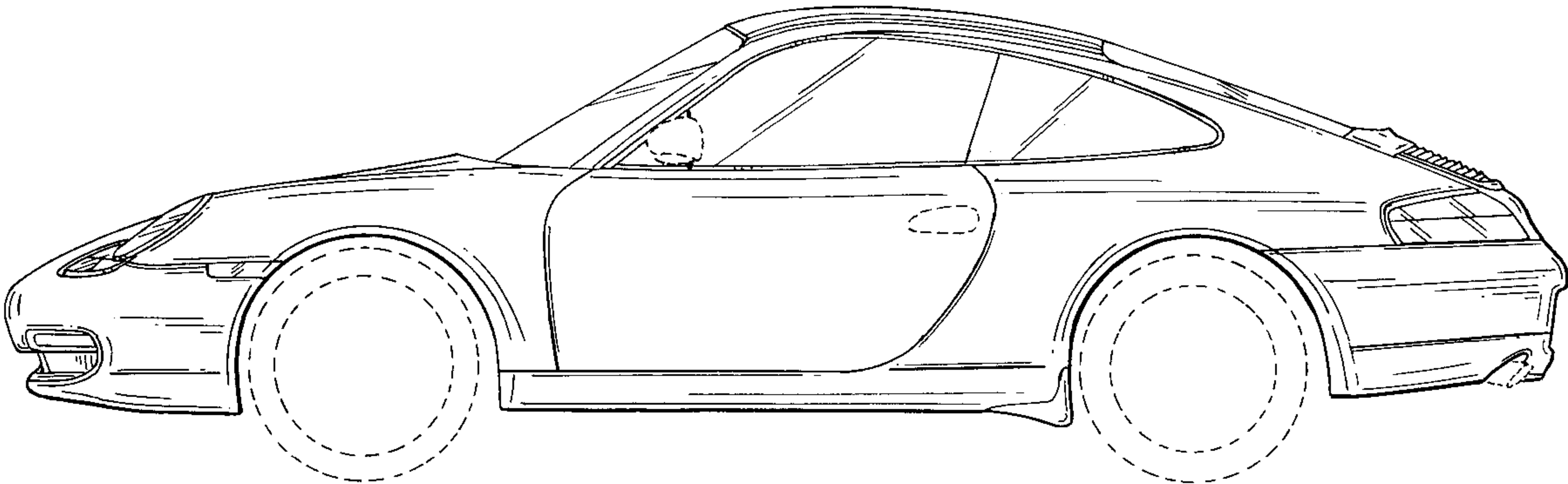
FIG. 4 is a top view of the automobile body of FIG. 1 according to our novel design;

FIG. 5 is a perspective left side view from the top and the front of the automobile body of FIG. 1 according to our novel design; and,

FIG. 6 is a perspective view from the top and the rear of the left side of the automobile body of FIG. 1 according to our novel design.

The broken line showing of certain features, including the side mirrors, wheels, and fueling opening are only for showing the surrounding environment and are not a part of the claimed design.

1 Claim, 5 Drawing Sheets



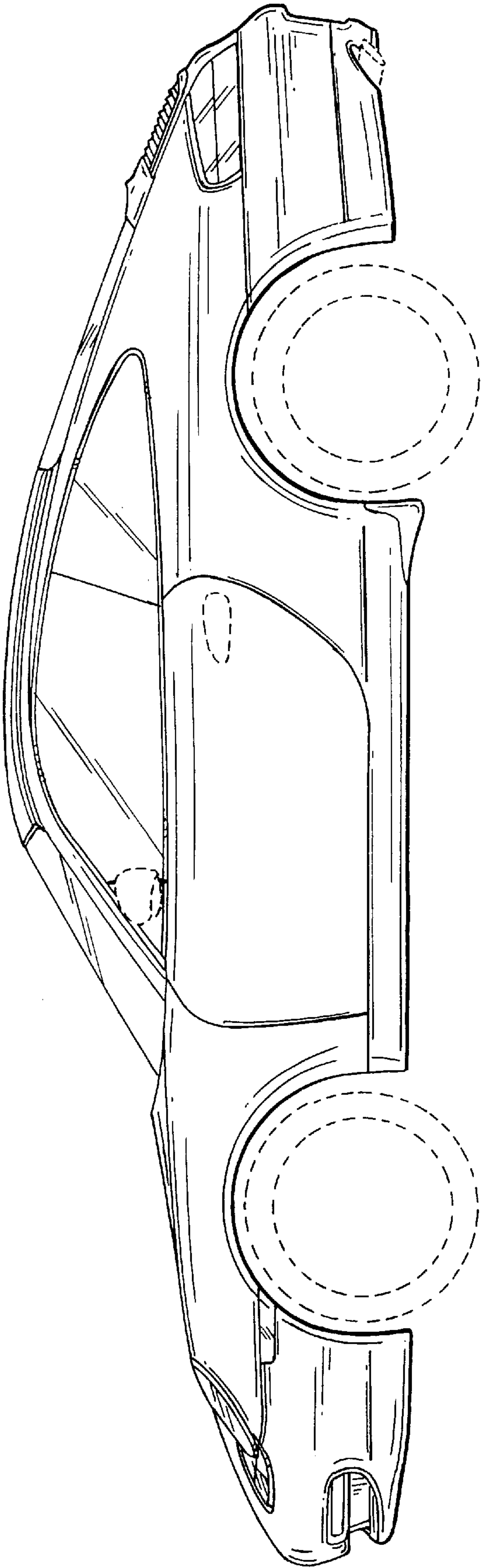


FIG. 1




FIG. 2




FIG. 3

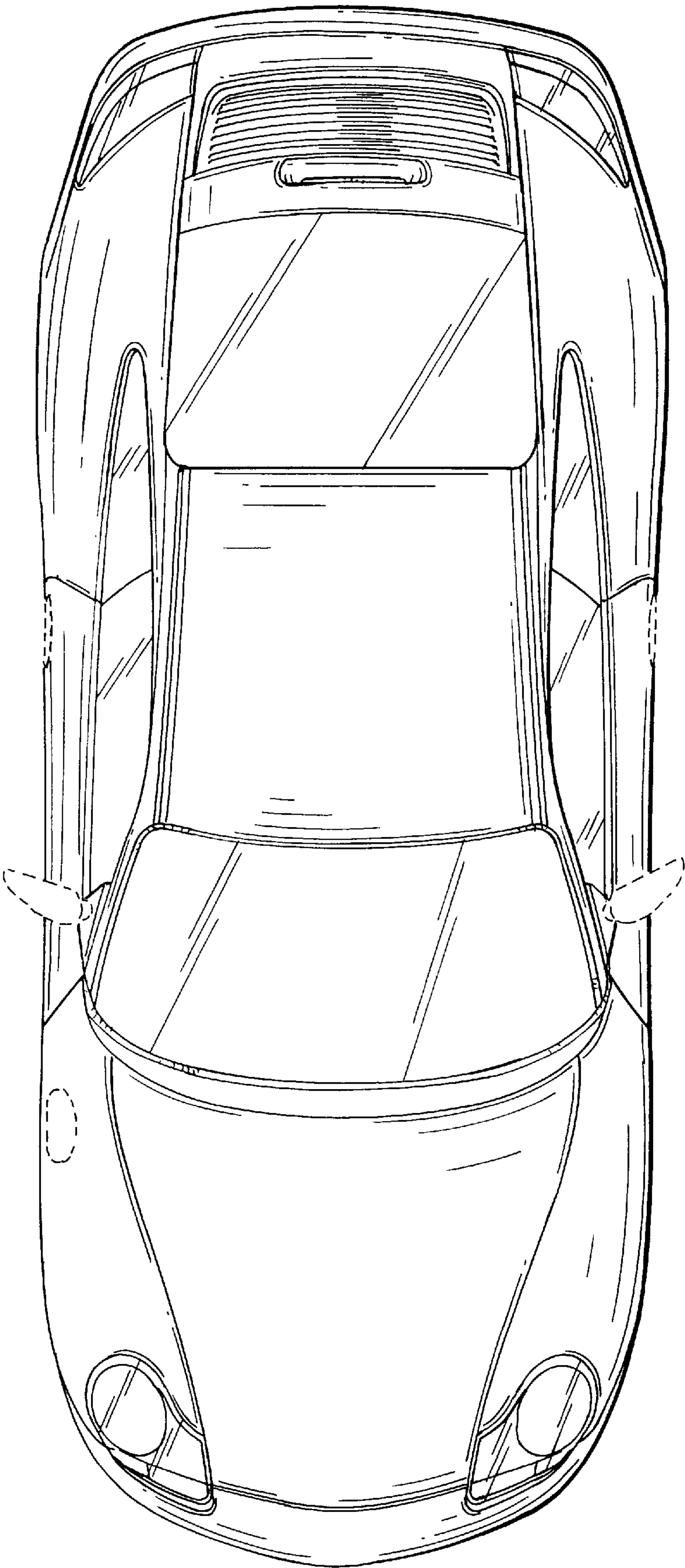


FIG. 4

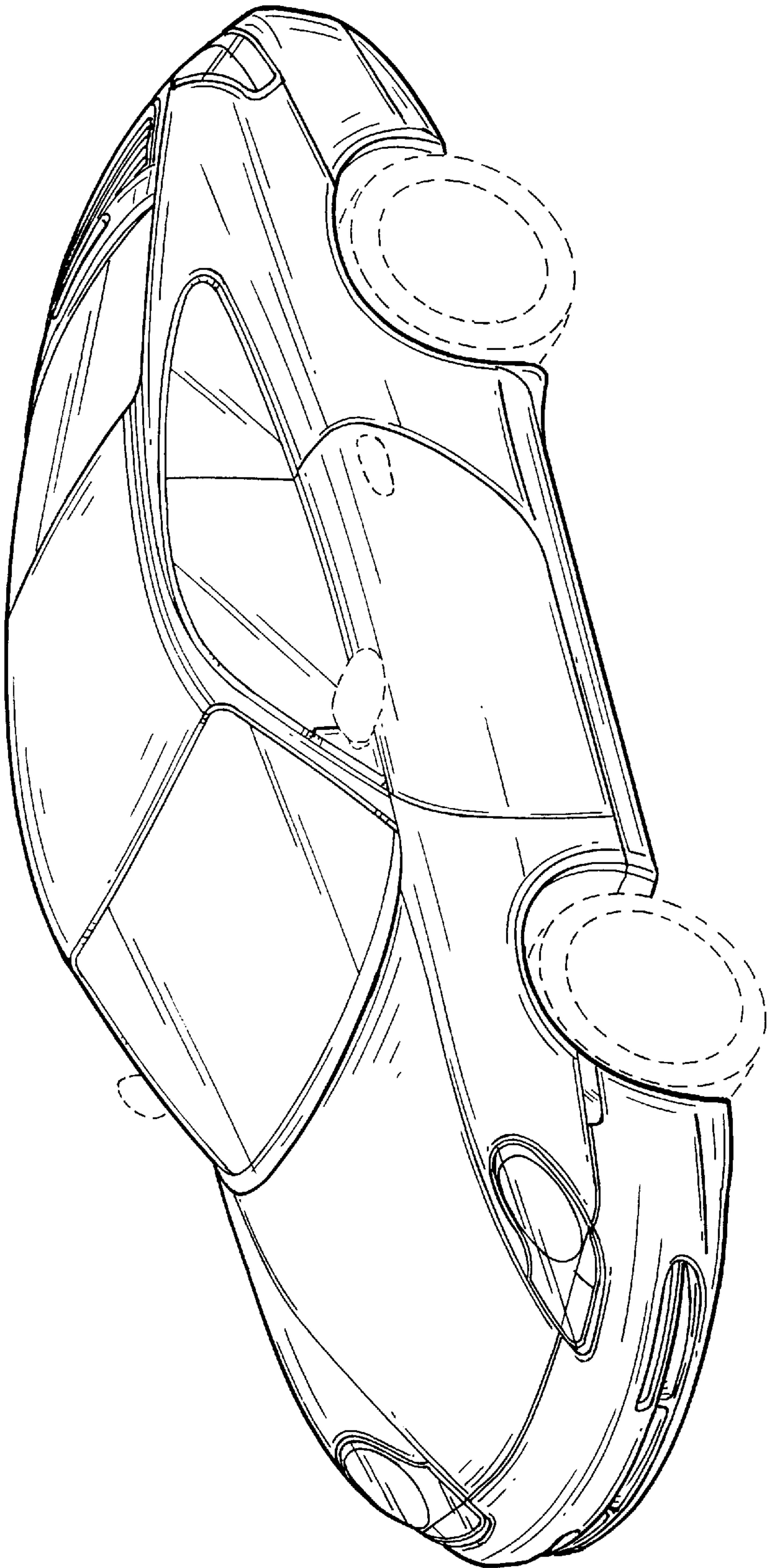


FIG. 5

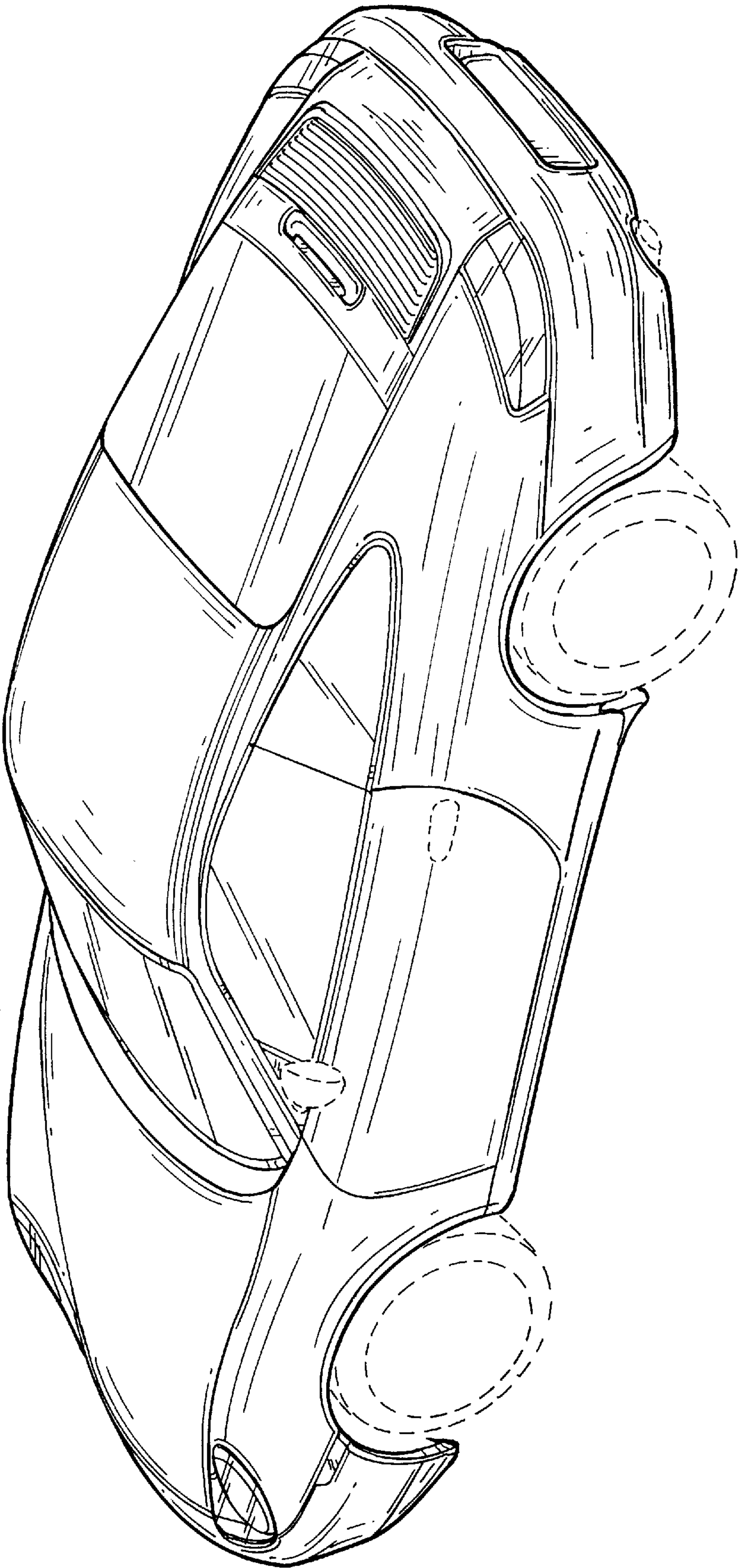


FIG. 6