



US00D401866S

United States Patent [19] Pandel

[11] **Patent Number: Des. 401,866**
[45] **Date of Patent: **Dec. 1, 1998**

[54] **WATCH**

[75] Inventor: **Christiane Pandel**, Chambesy,
Switzerland

[73] Assignee: **Rolex Watch U.S.A., Inc.**, New York,
N.Y.

[**] Term: **14 Years**

[21] Appl. No.: **81,572**

[22] Filed: **Jan. 6, 1998**

[30] **Foreign Application Priority Data**

Jul. 21, 1997 [CH] Switzerland 124342

[51] **LOC (6) Cl.** **10-02**

[52] **U.S. Cl.** **D10/32; D10/30**

[58] **Field of Search** D10/1-40, 122-132;
D11/3-25; 63/1.1, 3, 5, 11; 368/276-277,
280-282, 285

[56] **References Cited**

U.S. PATENT DOCUMENTS

D. 146,761 5/1947 Chernow .

D. 325,883	5/1992	St. Dizier	D11/21
D. 354,445	1/1995	Wunderman	D10/32
D. 361,725	8/1995	Scheufele	D10/32
D. 370,181	5/1996	Krieger	D10/32
D. 370,856	6/1996	Krieger	D10/32
D. 390,125	2/1998	Hartzband	D10/32
2,463,315	3/1949	Rosen .	

Primary Examiner—Nelson C. Holtje
Attorney, Agent, or Firm—Kane,DAlsimmer,Sullivan,
Kurucz, Levy, Eisele and Richard, LLP


[57] **CLAIM**

The ornamental design for a watch, as shown and described.

DESCRIPTION

FIG. 1 is a perspective view of a watch embodying my new ornamental design;
FIG. 2 is a top plan view thereof;
FIG. 3 is a bottom plan view thereof;
FIG. 4 is a front side view thereof;
FIG. 5 is a rear side view thereof;
FIG. 6 is a right end side view thereof; and,
FIG. 7 is a left end view thereof.

1 Claim, 2 Drawing Sheets






FIG. 1

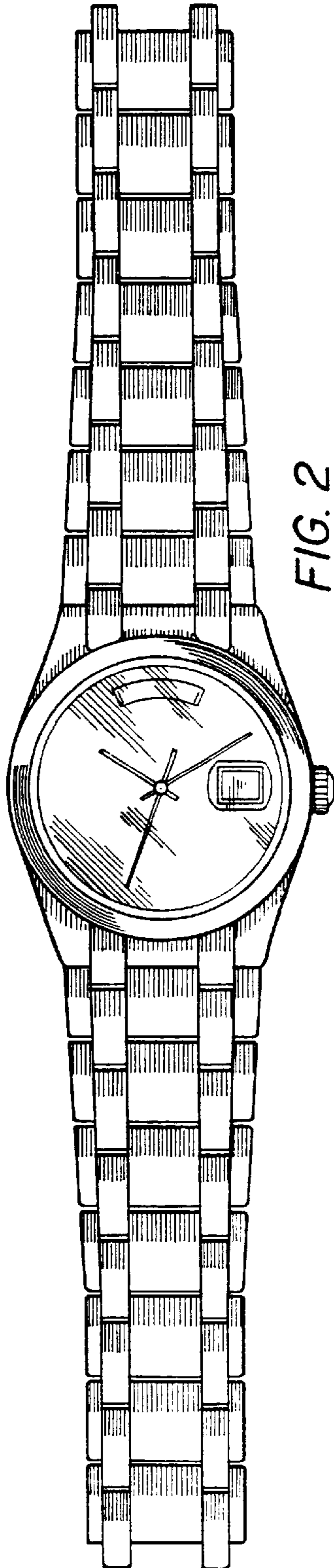


FIG. 2

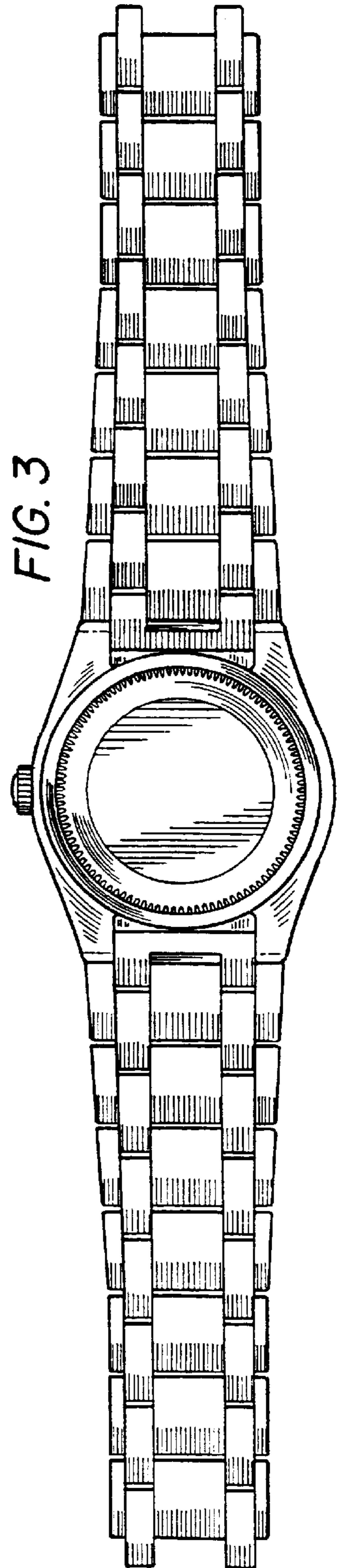


FIG. 3




FIG. 4

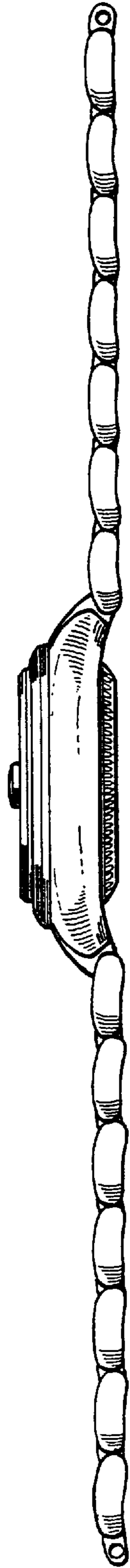


FIG. 5

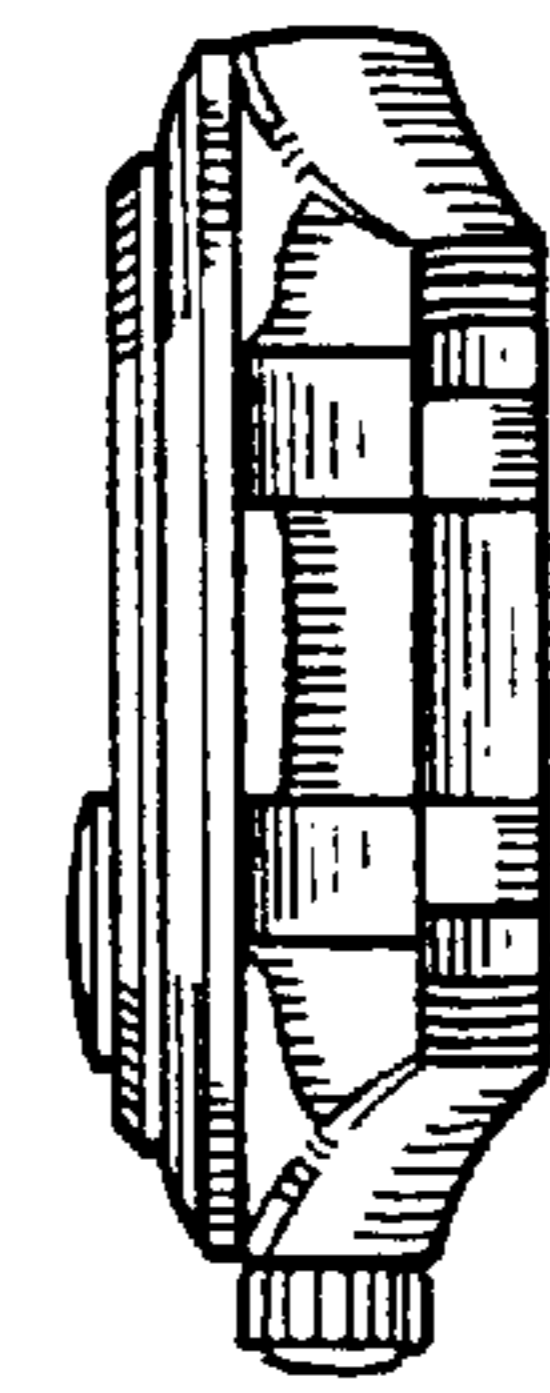


FIG. 6

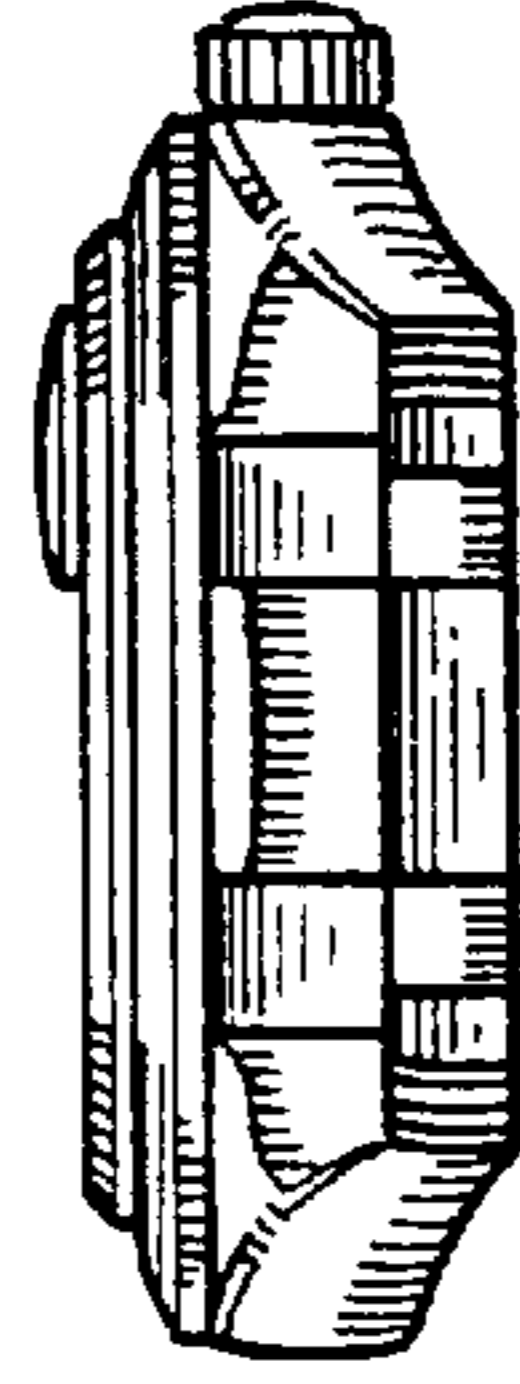


FIG. 7