



US00D401865S

United States Patent [19] Baumann

[11] **Patent Number:** **Des. 401,865**

[45] **Date of Patent:** ****Dec. 1, 1998**

[54] **WRISTWATCH**

D. 368,664 4/1996 Schick D10/39
D. 377,614 1/1997 Wunderman D10/32
1,831,951 11/1931 Fadnaght .

[75] Inventor: **René Baumann**, Erlenbach, Switzerland

[73] Assignee: **Desco von Schulthess AG**, Zurich, Switzerland

Primary Examiner—Nelson C. Holtje
Attorney, Agent, or Firm—Sughrue, Mion, Zinn, Macpeak & Seas, PLLC

[**] Term: **14 Years**

[21] Appl. No.: **75,241**

[57] **CLAIM**

[22] Filed: **Aug. 27, 1997**

The ornamental design for a wristwatch, as shown and described.

[30] **Foreign Application Priority Data**

DESCRIPTION

Mar. 26, 1997 [CH] Switzerland DMA/003651

FIG. 1 is a perspective view of a wristwatch showing my new design;

[51] **LOC (6) Cl.** **10-02**

FIG. 2 is a top plan view thereof;

[52] **U.S. Cl.** **D10/32; D10/30**

FIG. 3 is a bottom plan view thereof;

[58] **Field of Search** D10/1-40, 122-132;
D11/3-25; 63/1.1, 3, 5, 11; 368/276-277,
280-282, 285

FIG. 4 is a side elevational view of one side thereof;

FIG. 5 is a side elevational view of an opposite side thereof;

[56] **References Cited**

FIG. 6 is an end elevational view of one end thereof; and,

FIG. 7 is an elevational view of an opposite end thereof.

U.S. PATENT DOCUMENTS

D. 171,829 3/1954 Rodriguez .

1 Claim, 2 Drawing Sheets



FIG. 1



FIG. 2




FIG. 3

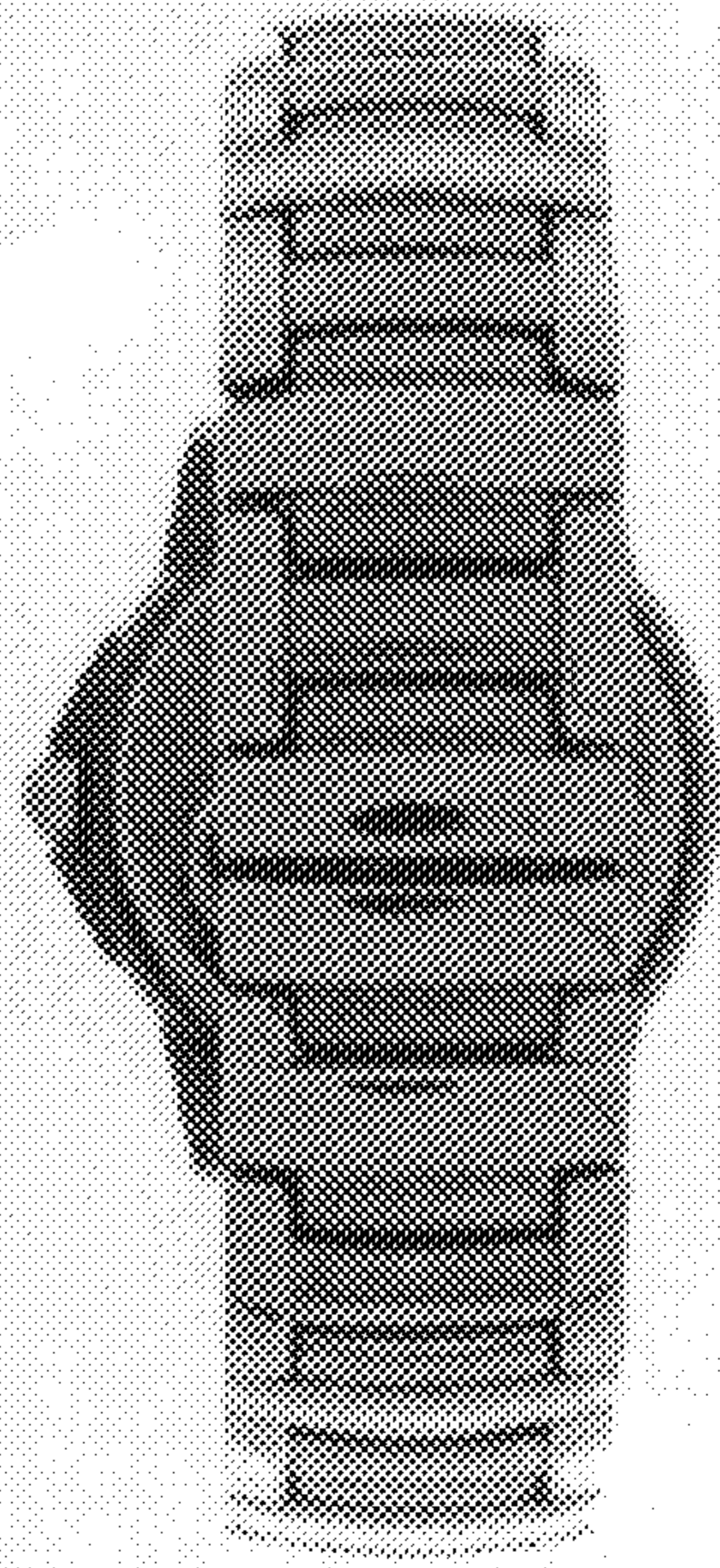


FIG. 4

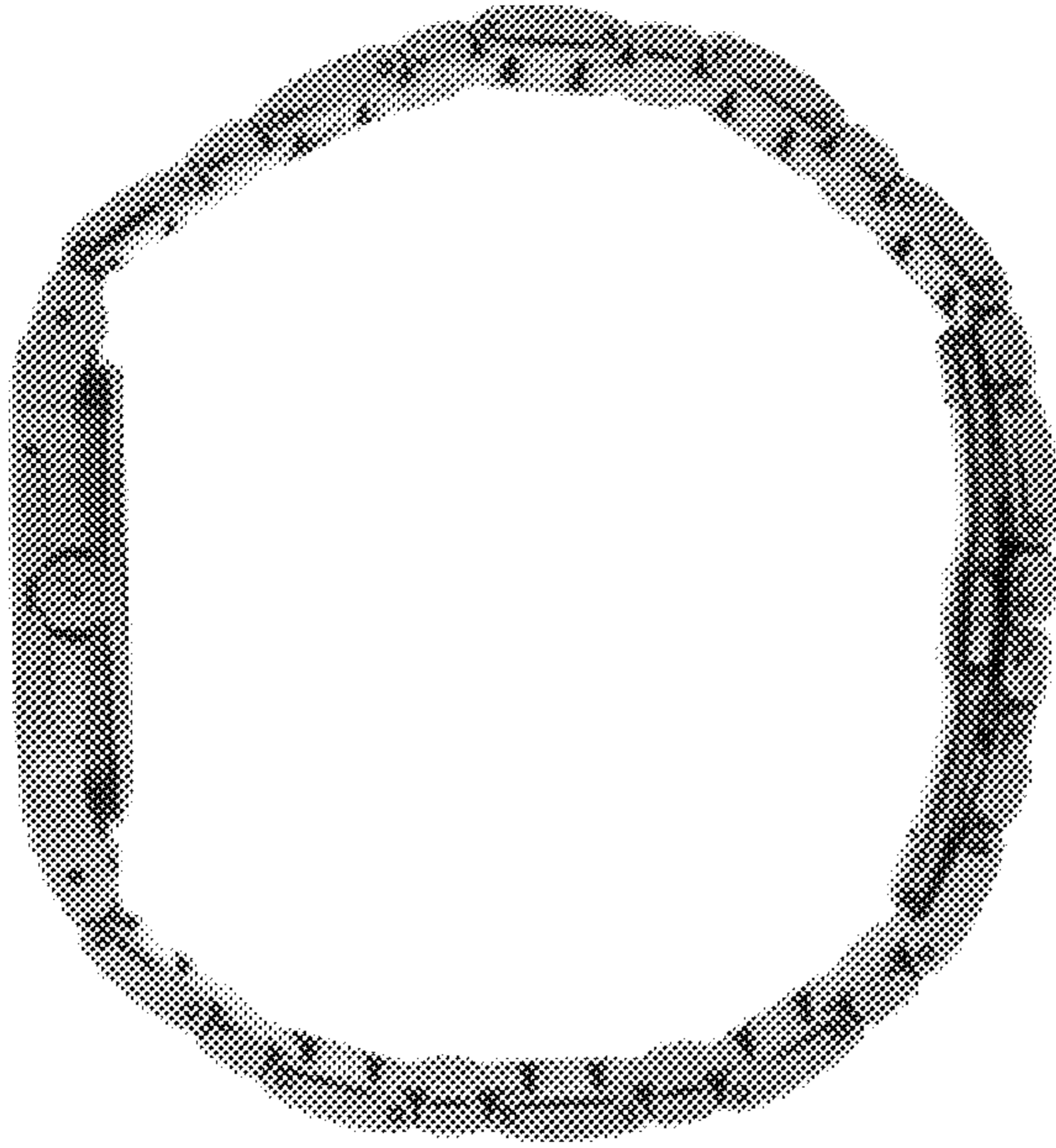


FIG. 5




FIG. 6

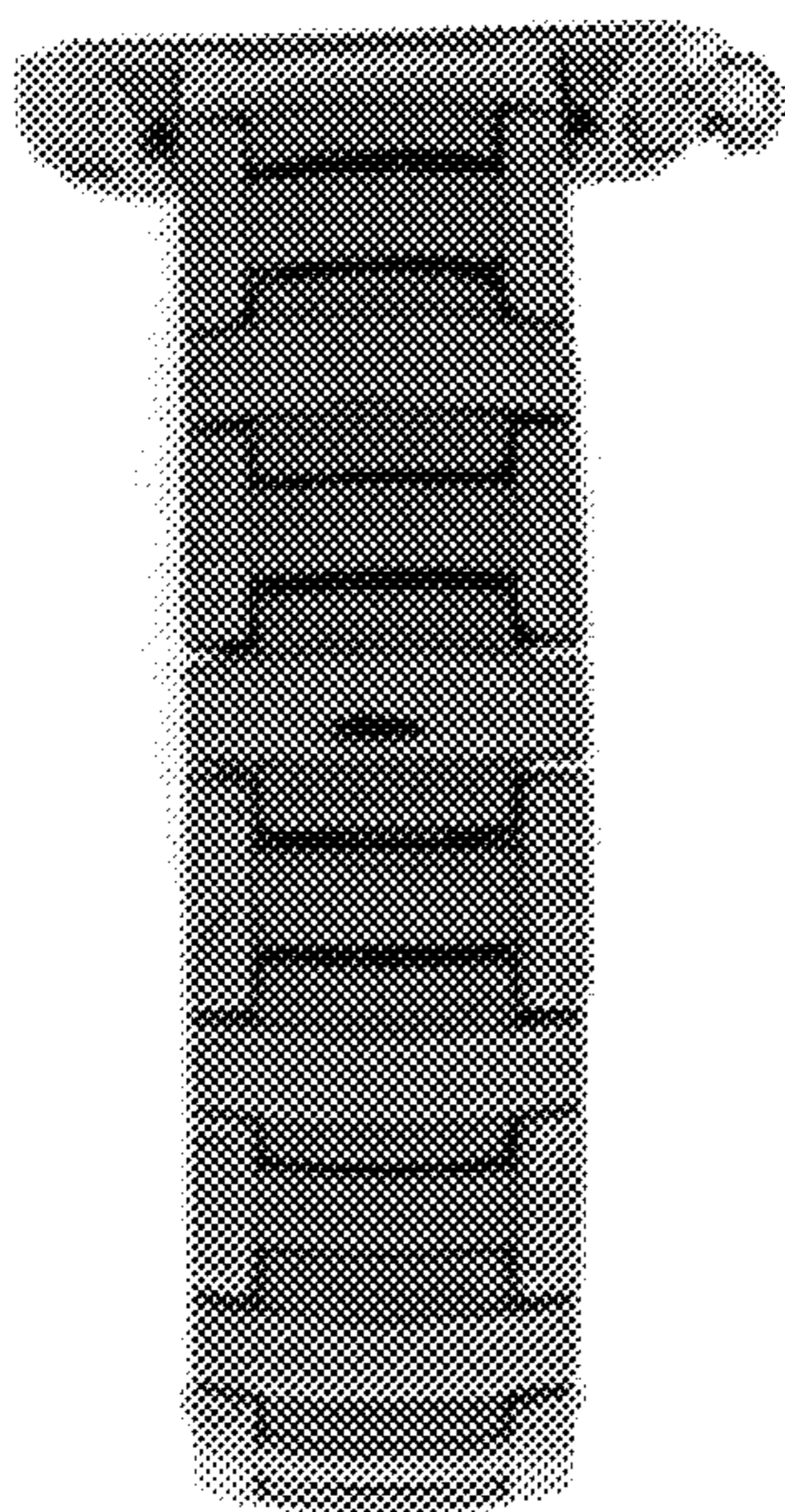


FIG. 7

