



US00D401840S

United States Patent [19]

Goodman et al.

[11] **Patent Number: Des. 401,840**

[45] **Date of Patent: **Dec. 1, 1998**

[54] **HOOK**

1,837,692 12/1931 Thomas 248/303
2,936,148 5/1960 Gralewicz 248/303

[75] Inventors: **Sheldon H. Goodman**, 30905 Stratford, Solon, Ohio 44139; **Harold A. Goodman**, Orange Village, Ohio

OTHER PUBLICATIONS

Hewi Brochure, no page number, hook,item 507K at top of page, May 1983.

[73] Assignee: **Sheldon H. Goodman**, Solon, Ohio

Primary Examiner—Holly Baynham
Attorney, Agent, or Firm—Pearne, Gordon, McCoy & Granger LLP

[**] Term: **14 Years**

[21] Appl. No.: **81,789**

[57] CLAIM

[22] Filed: **Jan. 9, 1998**

The ornamental design for a hook, as shown and described.

[51] **LOC (6) Cl. 08-05**

DESCRIPTION

[52] **U.S. Cl. D8/367**

[58] **Field of Search D8/367; 248/302-303, 248/339**

FIG. 1 is a perspective view of a hook showing our new design;

[56] References Cited

U.S. PATENT DOCUMENTS

D. 267,137	12/1982	Mayer	D8/367
D. 343,066	1/1994	Hsu	D6/323
448,224	3/1891	Glover	248/303
1,579,904	4/1926	Zaugg	248/303

FIG. 2 is a left side elevational view thereof, the right side view being a mirror image;

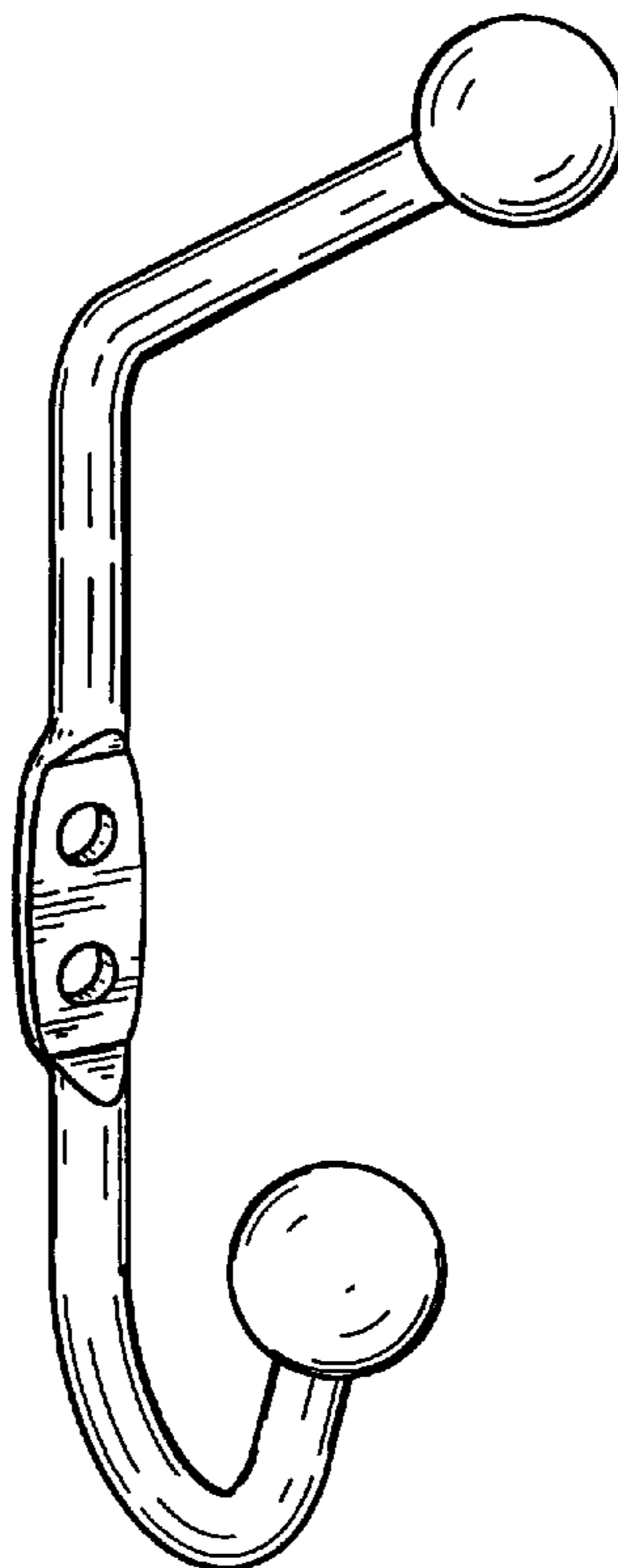
FIG. 3 is a front elevational view thereof;

FIG. 4 is a rear elevational thereof;

FIG. 5 is a top plan view thereof; and,

FIG. 6 is a bottom plan view thereof.

1 Claim, 1 Drawing Sheet



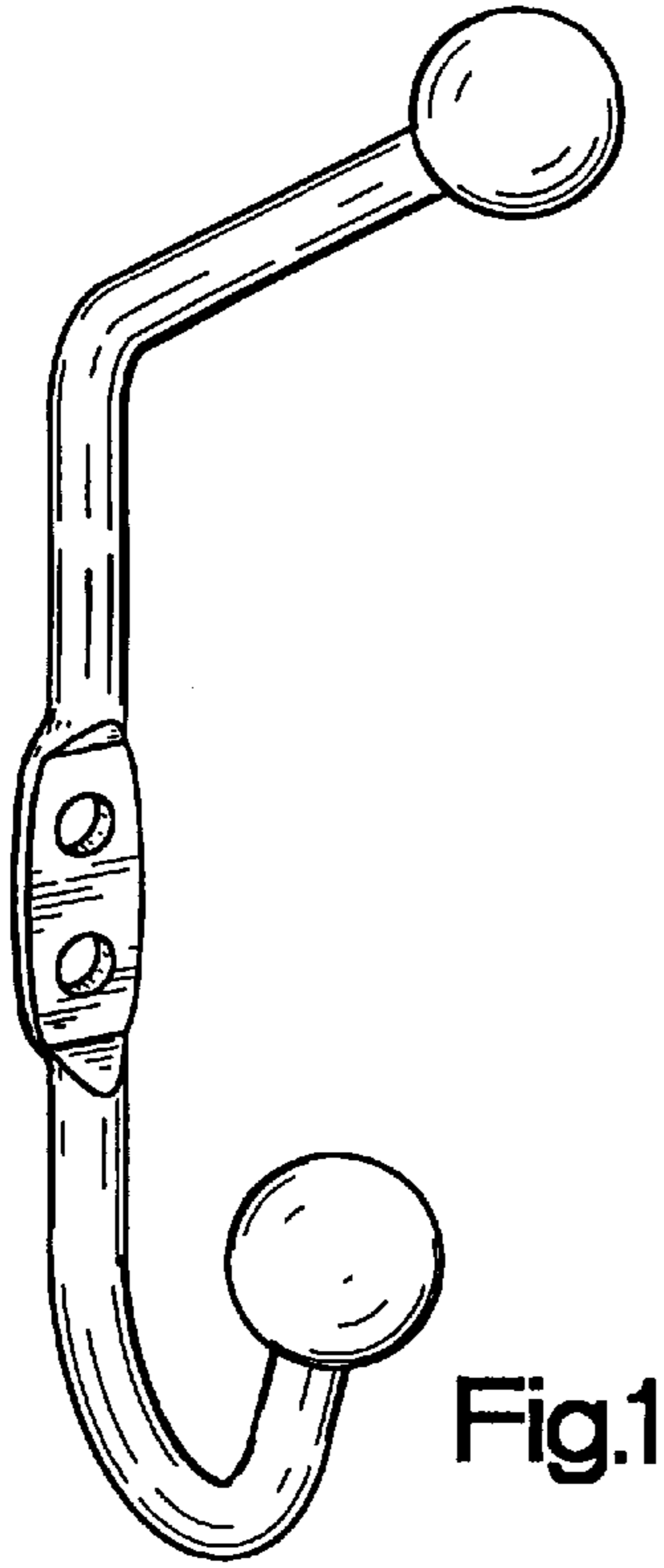


Fig.1

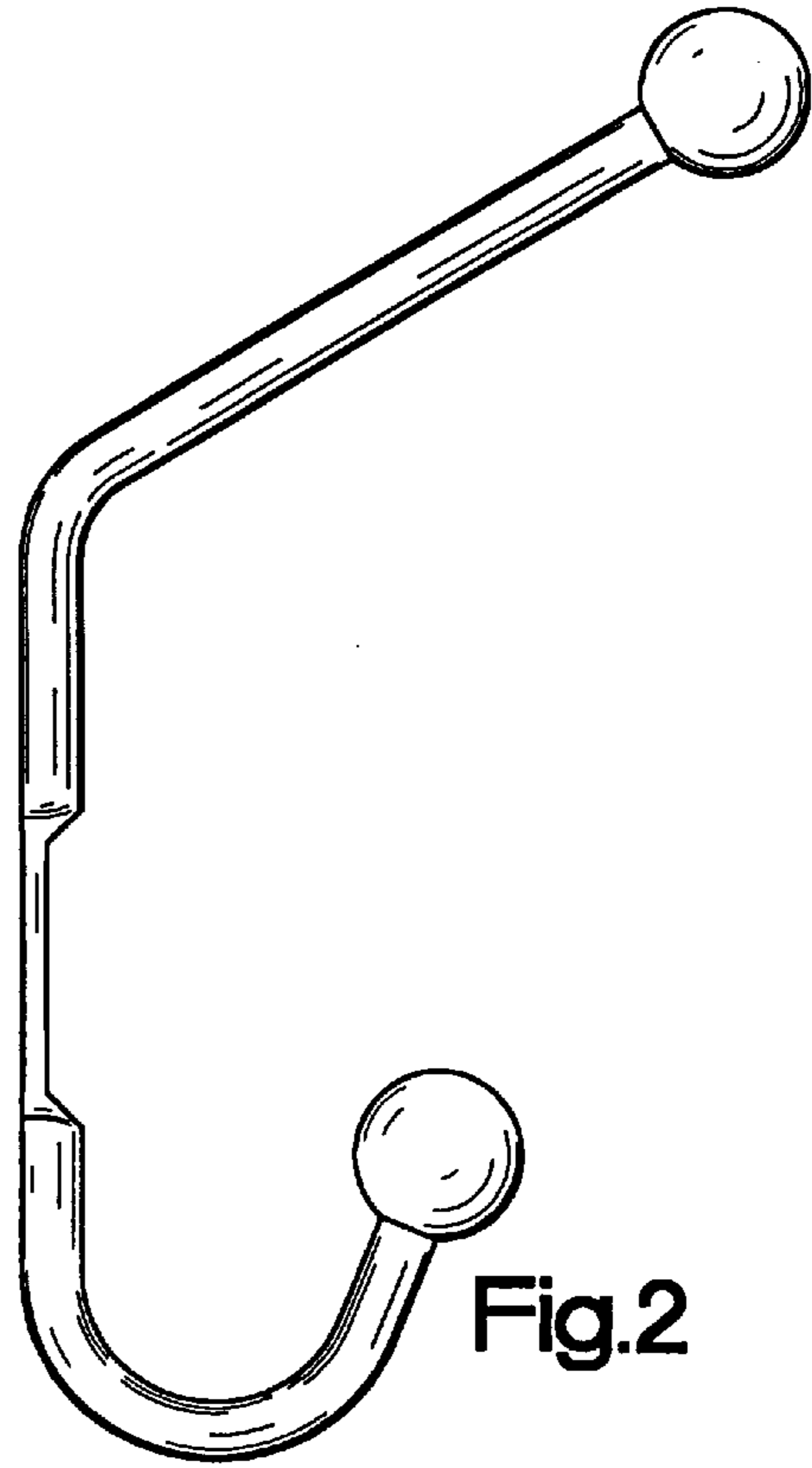


Fig.2

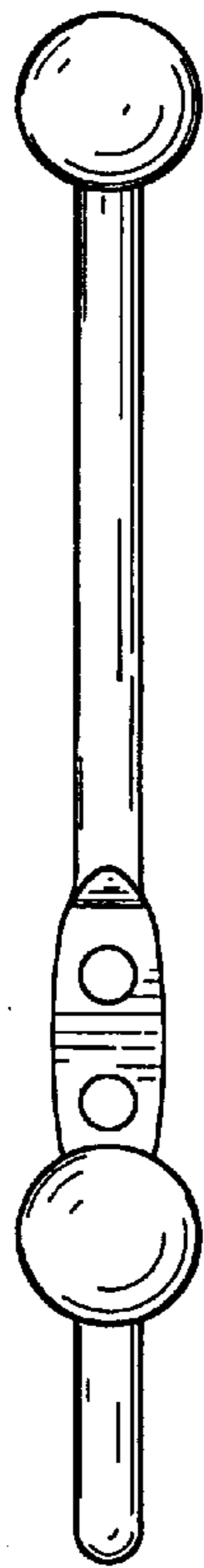


Fig.3

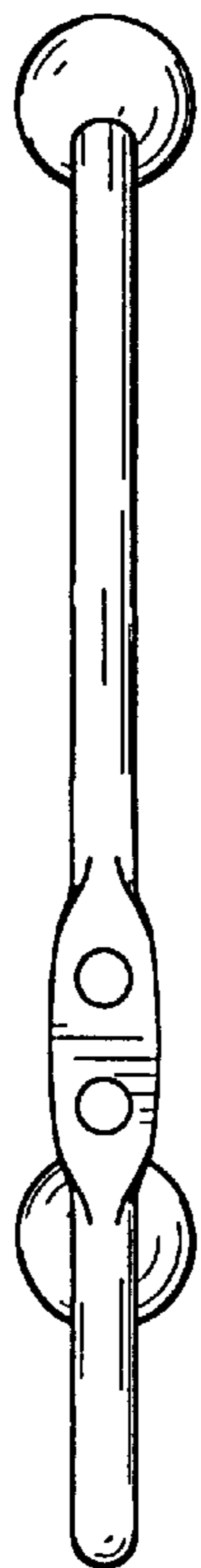


Fig.4



Fig.5

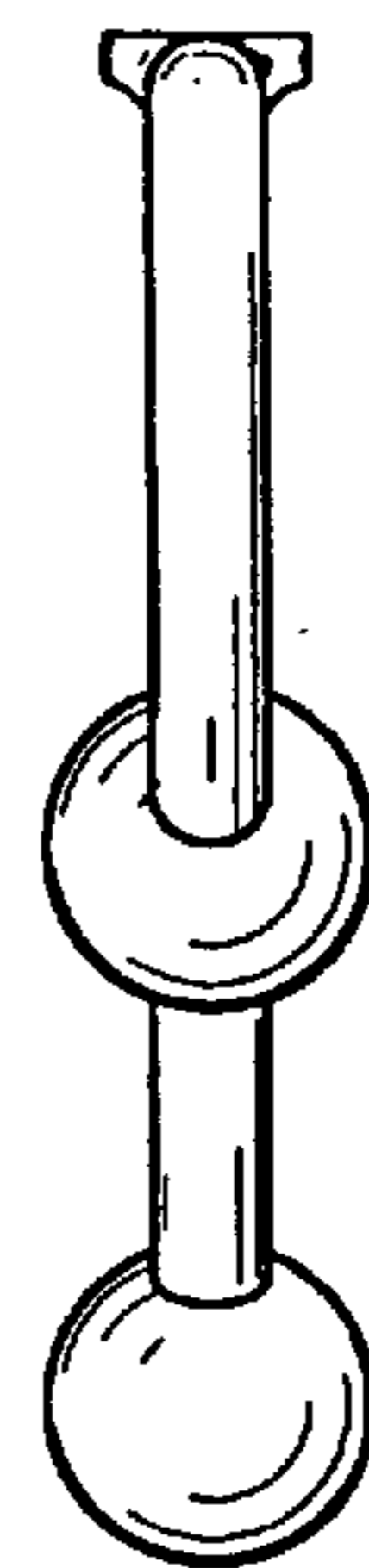


Fig.6