



US00D401839S

United States Patent [19]

Krey et al.

[11] **Patent Number:** **Des. 401,839**

[45] **Date of Patent:** ****Dec. 1, 1998**

[54] **BUNK BED SAFETY RAIL BRACKET**

5,079,894 1/1992 Lau 52/731.7 X
5,522,101 6/1996 Yeh 5/9.1

[75] Inventors: **Walter Krey**, Delavan, Wis.; **Ricardo Gomez**, Saltillo, Mexico

Primary Examiner—Holly Baynham
Attorney, Agent, or Firm—Wood, Herron & Evans, LLP

[73] Assignee: **L&P Property Management Company**, South Gate, Calif.

[57] **CLAIM**

[**] Term: **14 Years**

The ornamental design for a bunk bed safety rail bracket, as shown and described.

[21] Appl. No.: **73,852**

DESCRIPTION

[22] Filed: **Jul. 21, 1997**

[51] **LOC (6) Cl.** **08-05**

[52] **U.S. Cl.** **D8/354**

[58] **Field of Search** D8/349, 354; 5/8, 5/9.1; 248/72, 214; 182/206

FIG. 1 is a perspective view of the bunk bed safety rail bracket with the broken line showing of a fragmented bunk bed being for illustrative purposes only and forming no part of the claimed design;

FIG. 2 is an enlarged perspective view thereof;

FIG. 3 is a side elevational view thereof, the opposite side being a mirror image thereof;

FIG. 4 is a front elevational view thereof, the rear side being a mirror image thereof; and,

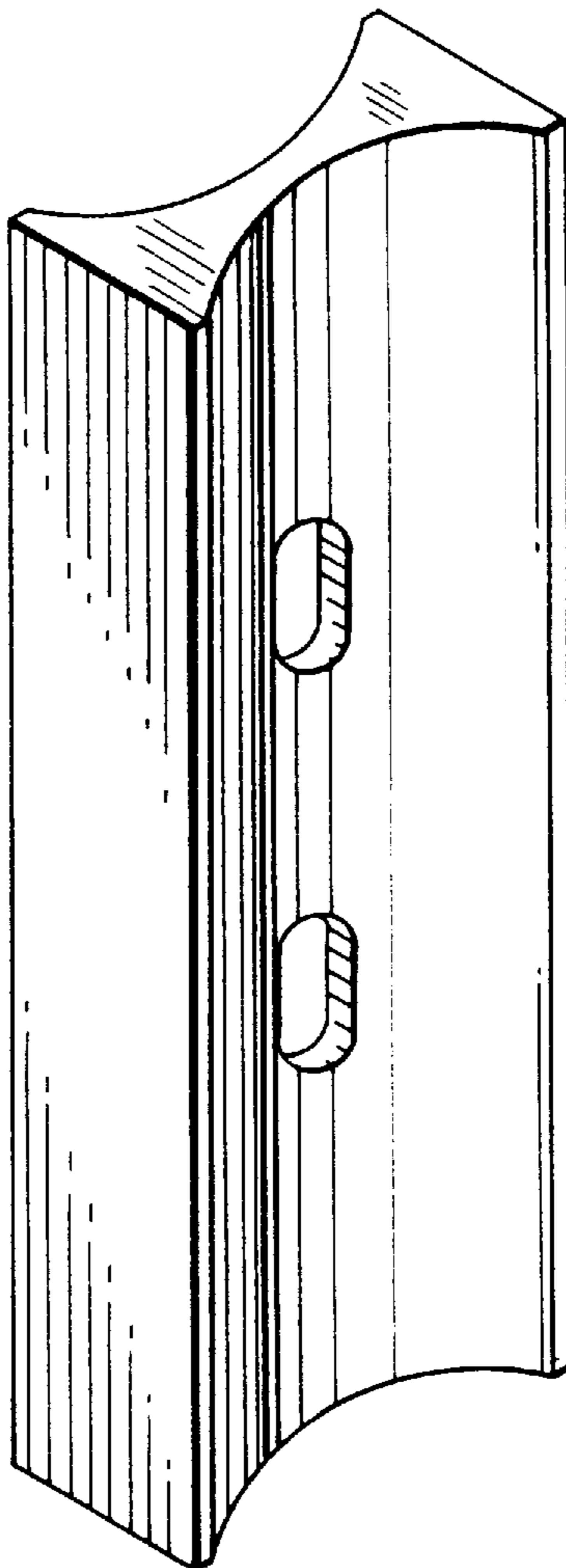
FIG. 5 is a bottom plan elevational view thereof, the top plan view being a mirror image thereof.

[56] **References Cited**

U.S. PATENT DOCUMENTS

D. 24,759	10/1895	Howard	D25/121	X
3,241,285	3/1966	Baroni	52/731.7	X
4,180,003	12/1979	Clement	248/243	
4,446,668	5/1984	Christ-Janer	52/731.1	X

1 Claim, 2 Drawing Sheets



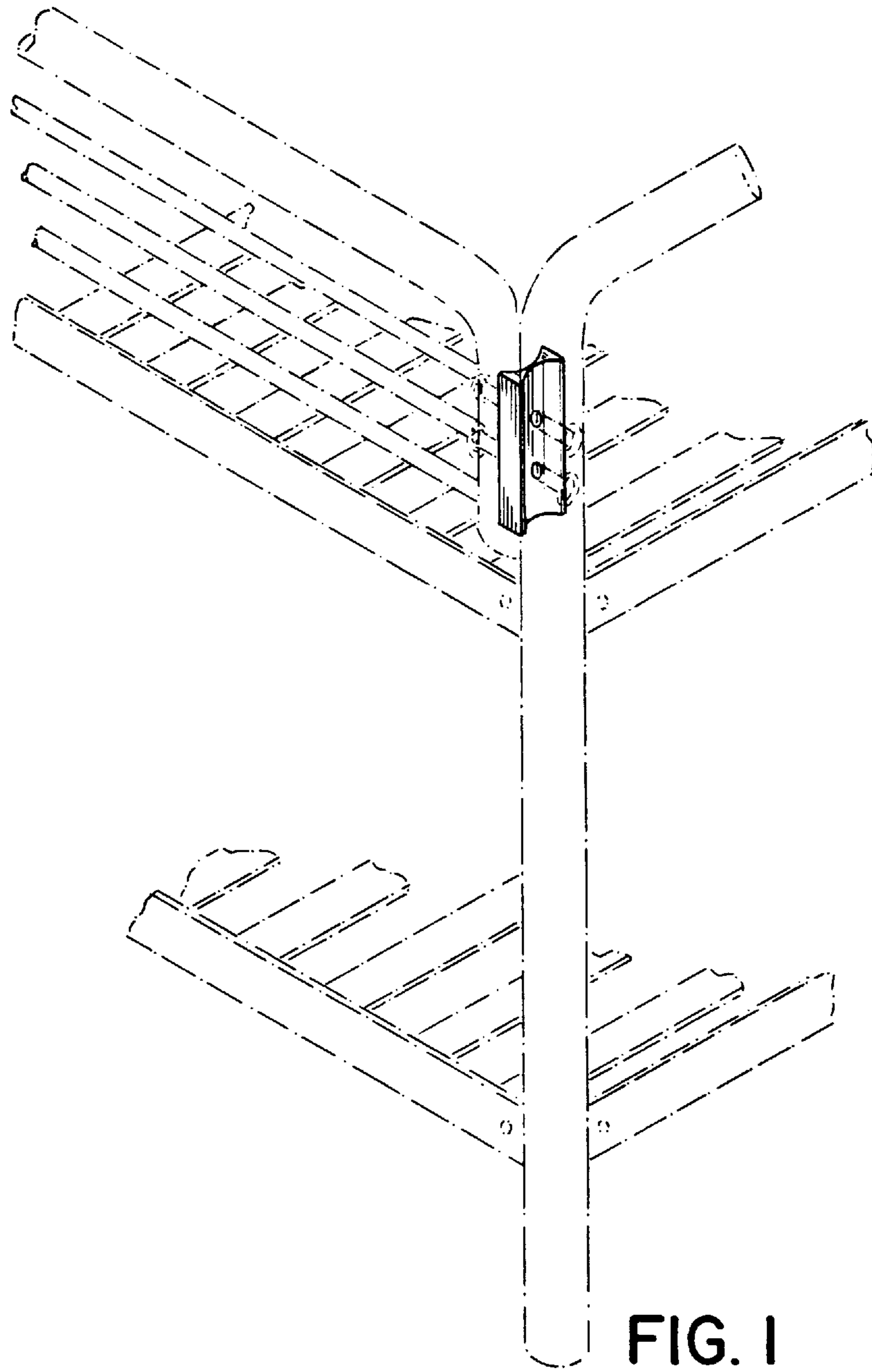


FIG. 1

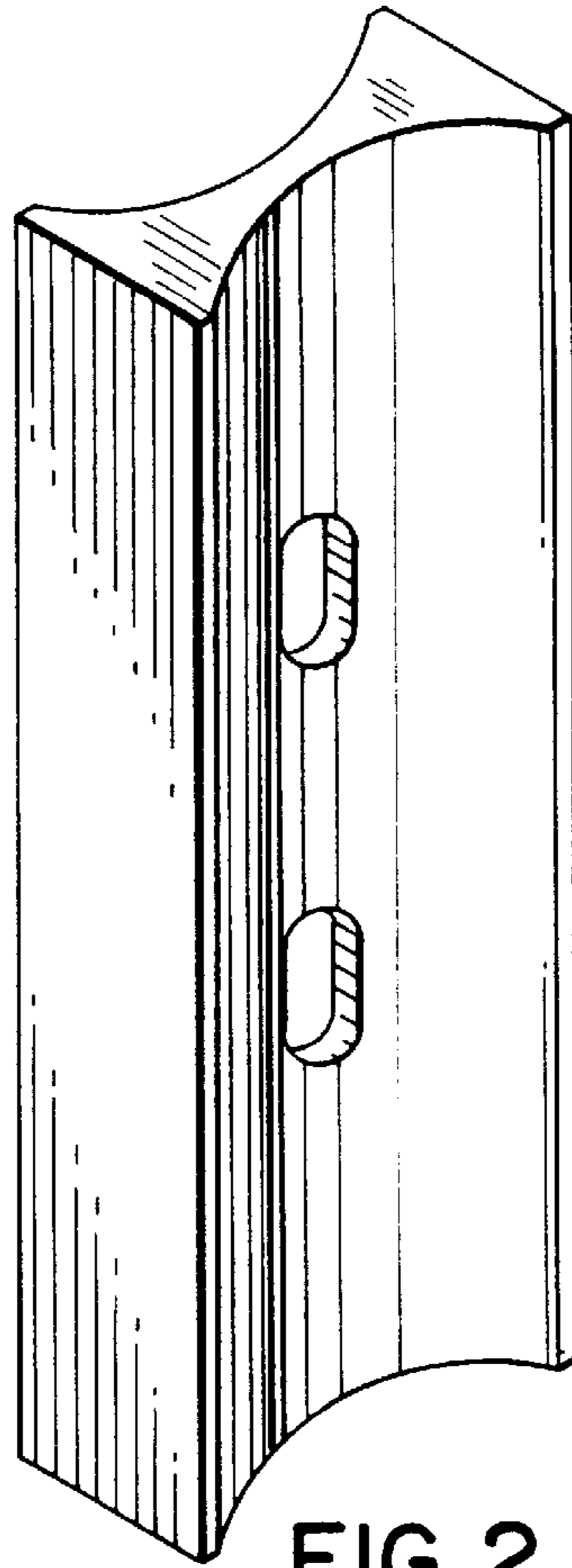


FIG. 2

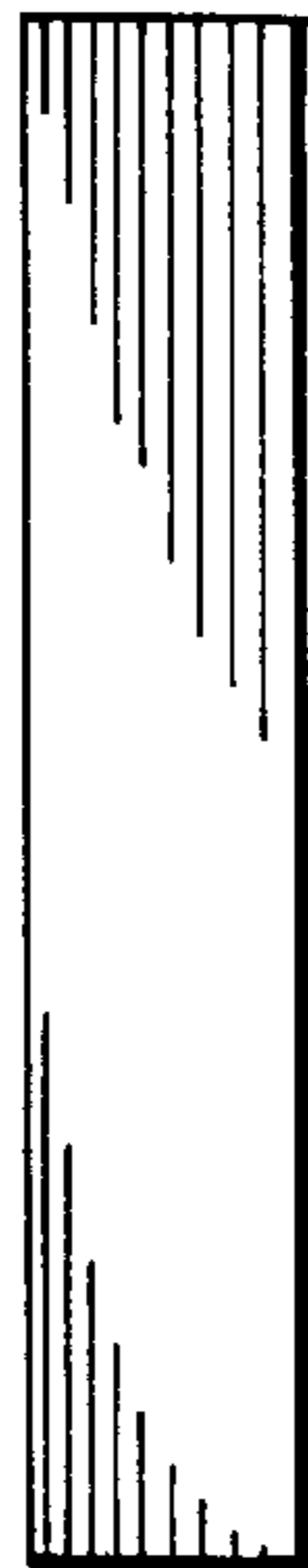


FIG. 3

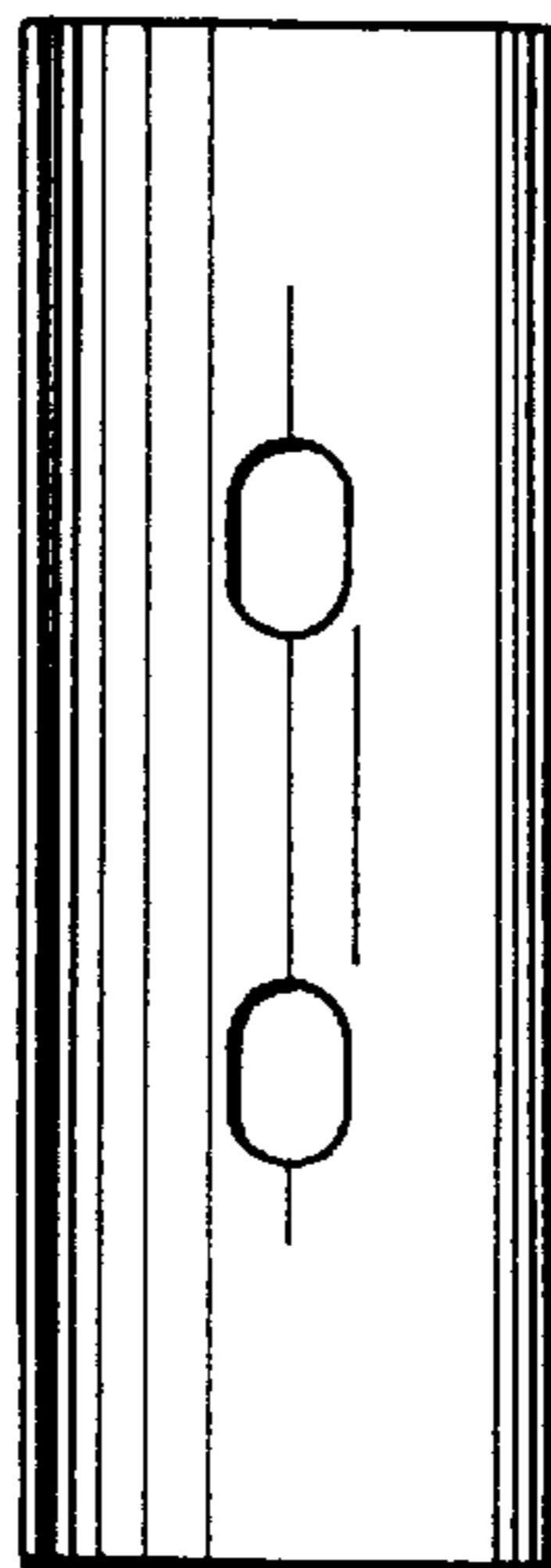


FIG. 4



FIG. 5