



US00D401823S

**United States Patent** [19]  
**Liu**

[11] **Patent Number: Des. 401,823**

[45] **Date of Patent: \*\*Dec. 1, 1998**

[54] **CAN OPENER**

[76] Inventor: **Chien-Tu Liu**, 5F, No. 6, Sec. 1, Lu  
Shun Road, Taichung City, Taiwan

[\*\*] Term: **14 Years**

[21] Appl. No.: **75,008**

[22] Filed: **Aug. 11, 1997**

[51] **LOC (6) Cl.** ..... **07-99**

[52] **U.S. Cl.** ..... **D8/40; D8/33**

[58] **Field of Search** ..... D8/18, 19, 33-43;  
7/151-156, 166; 30/400; 81/3.07, 3.55;  
74/524

[56] **References Cited**

**U.S. PATENT DOCUMENTS**

- D. 201,171 5/1965 Knudsen et al. .... D8/83
- D. 229,282 11/1973 Covey ..... D8/47
- D. 240,999 8/1976 Hall ..... D8/38

- D. 308,620 6/1990 Baca ..... D8/34
- D. 372,412 8/1996 Bradshaw ..... D8/83
- 3,119,278 1/1964 Simpson ..... 74/524
- 3,406,412 10/1968 Kottas ..... 7/158

*Primary Examiner*—Caron D. Veynar  
*Attorney, Agent, or Firm*—Harrison & Egbert


[57] **CLAIM**

The ornamental design for a can opener, as shown.

**DESCRIPTION**

FIG. 1 is a perspective view of can opener showing my new design;  
FIG. 2 is a front elevational view thereof;  
FIG. 3 is a rear elevational view thereof;  
FIG. 4 is a right elevational view thereof;  
FIG. 5 is a left elevational view thereof;  
FIG. 6 is a top plan view thereof; and,  
FIG. 7 is a bottom plan view thereof.

**1 Claim, 2 Drawing Sheets**






FIG.1



FIG.2



FIG.3



FIG.4



FIG.5

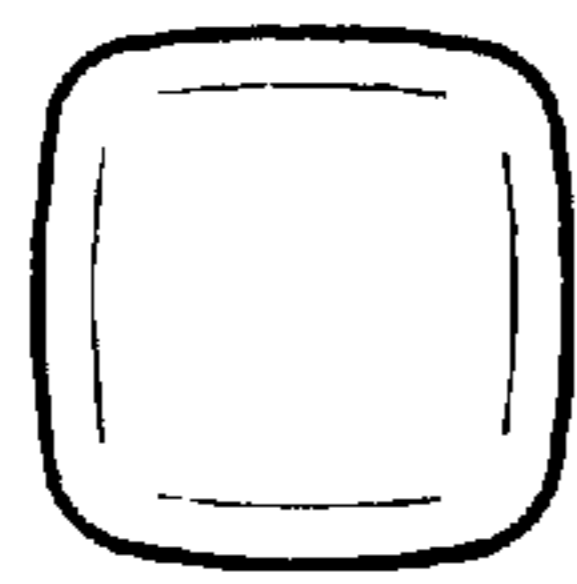


FIG.6

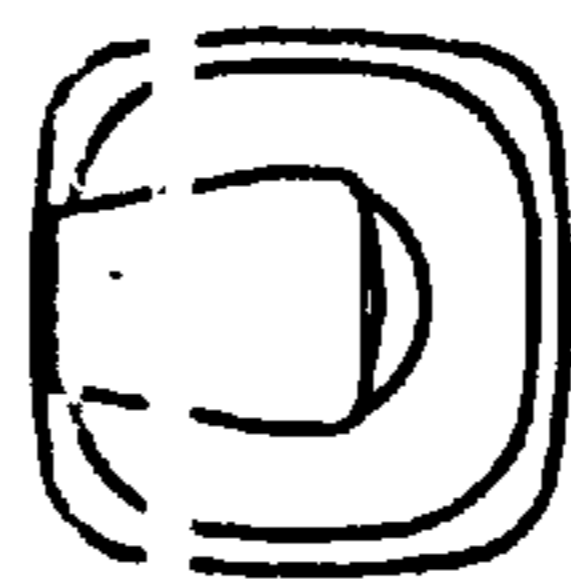


FIG.7