



US00D401808S

United States Patent [19] Grivsky

[11] Patent Number: **Des. 401,808**

[45] Date of Patent: ****Dec. 1, 1998**

[54] **CUP**

[76] Inventor: **John Grivsky**, 8018 Birnam Wood Dr.,
McLean, Va. 22102

[**] Term: **14 Years**

[21] Appl. No.: **83,355**

[22] Filed: **Feb. 9, 1998**

[51] **LOC (6) Cl.** **07-01**

[52] **U.S. Cl.** **D7/536; D7/514**

[58] **Field of Search** D7/536, 533, 510,
D7/511, 523, 509, 513, 512, 532, 534,
619, 622, 535, 531, 514; 220/553, 555,
672, 675, 705, 707, 708, 709, 756, 662,
755, 671, 669, 771, 713; 215/382

D. 378,725 4/1997 Ventus D7/510
3,858,717 1/1975 Peters 206/44.12
4,363,479 12/1982 Urasaki 272/27 N
4,378,884 4/1983 Anderson 206/459
4,560,562 12/1985 Schroeder 426/87
4,746,028 5/1988 Bagg D7/622
4,840,275 6/1989 Faiola et al. 206/423
4,928,412 5/1990 Nishiyama D7/536 X
4,932,542 6/1990 Chen et al. D7/515 X
4,943,684 7/1990 Kramer D7/536 X
5,249,703 10/1993 Karp 220/713
5,400,907 3/1995 Chen 220/756 X
5,558,227 9/1996 Hakamada 206/459.5
5,622,264 4/1997 Wetterlund 206/765
5,644,298 7/1997 Brooks et al. 340/612

[56] **References Cited**

U.S. PATENT DOCUMENTS

D. 134,616 12/1942 Romanelli .
D. 136,520 10/1943 Lynch .
D. 236,310 8/1975 Yamato et al. D7/6
D. 257,524 11/1980 Heinrich D7/536
D. 286,390 10/1986 Groce D11/157
D. 309,545 7/1990 Ancona et al. D7/536 X
D. 333,066 2/1993 Kimpson D7/509
D. 338,806 8/1993 Williams D7/507
D. 339,267 9/1993 Hatt D7/514
D. 353,076 12/1994 Barnes D7/533
D. 363,001 10/1995 Scholfield D7/536
D. 368,830 4/1996 Lu D7/536
D. 375,656 11/1996 Wilson D7/515

Primary Examiner—M. N. Pandozzi
Attorney, Agent, or Firm—Roberts & Brownell, LLC


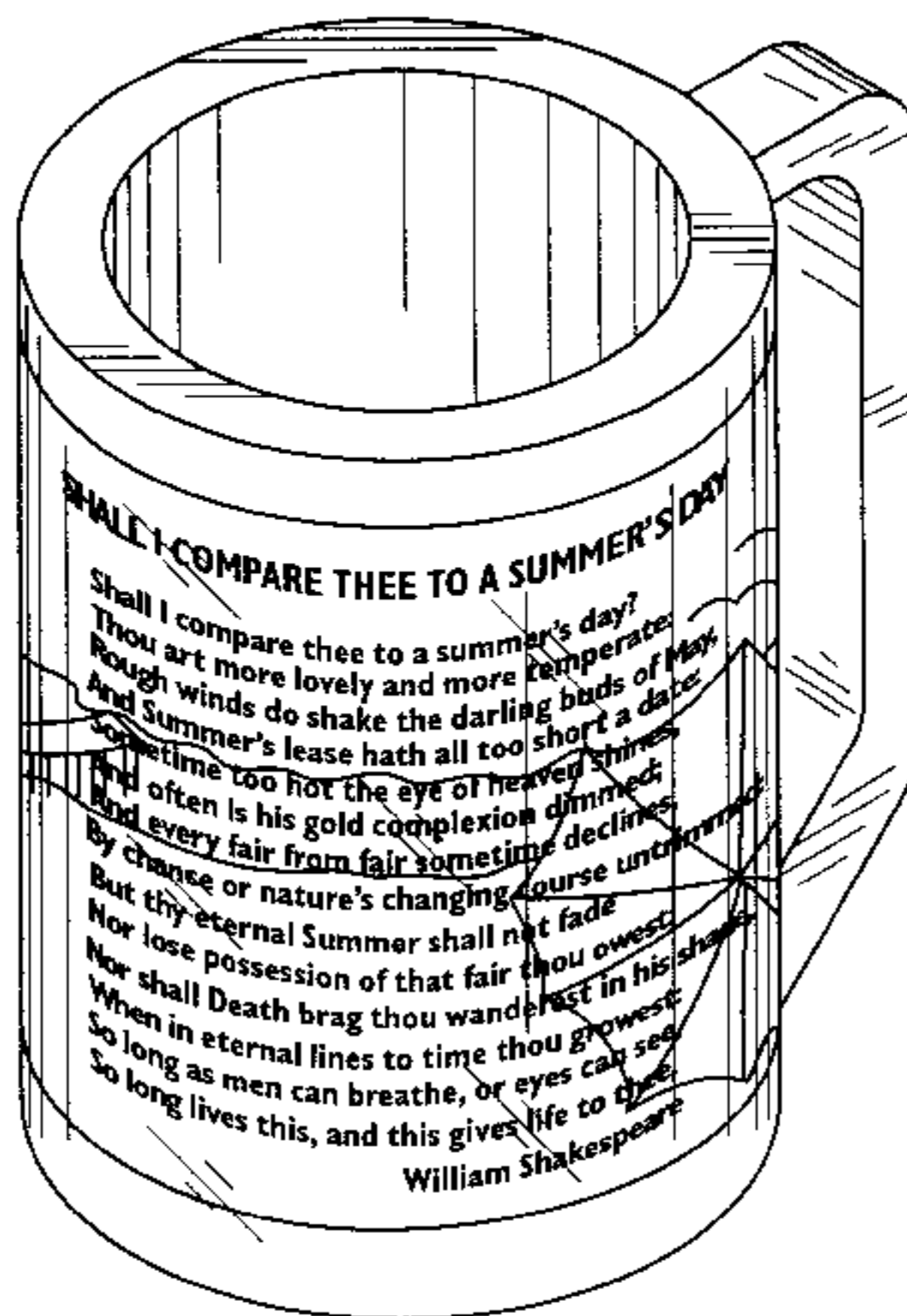
[57] CLAIM

The ornamental design for a cup, as shown.

DESCRIPTION

FIG. 1 is a front, elevational view of a cup showing my new design;
FIG. 2 is a top plan view thereof;
FIG. 3 is a bottom plan view thereof;
FIG. 4 is a left side elevational view thereof;
FIG. 5 is a rear elevational view thereof;
FIG. 6 is a right side elevational view thereof; and,
FIG. 7 is a flat elevational view of the label portion of the cup, with the cup portion removed for ease of illustration.

1 Claim, 3 Drawing Sheets



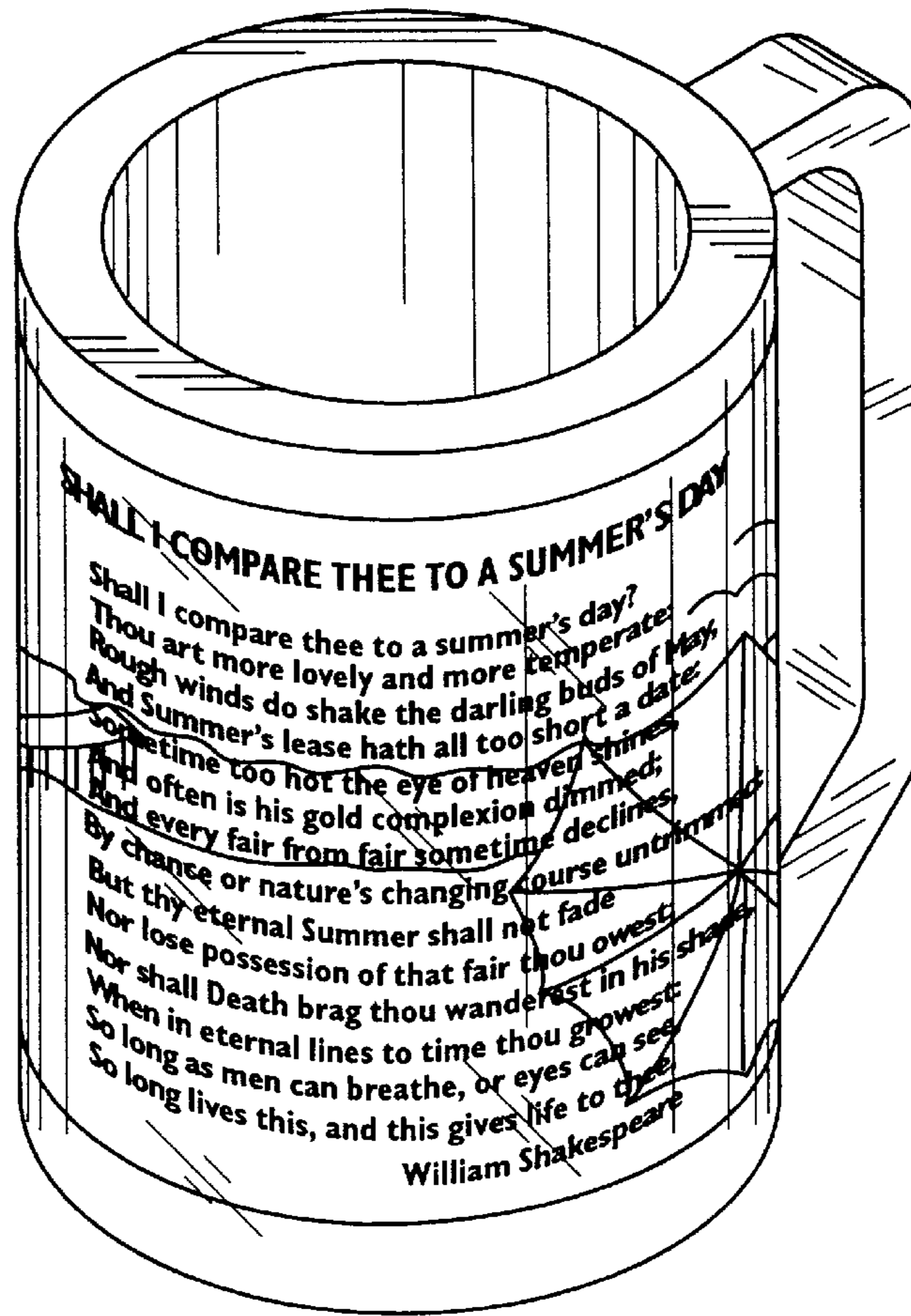


FIG. 1

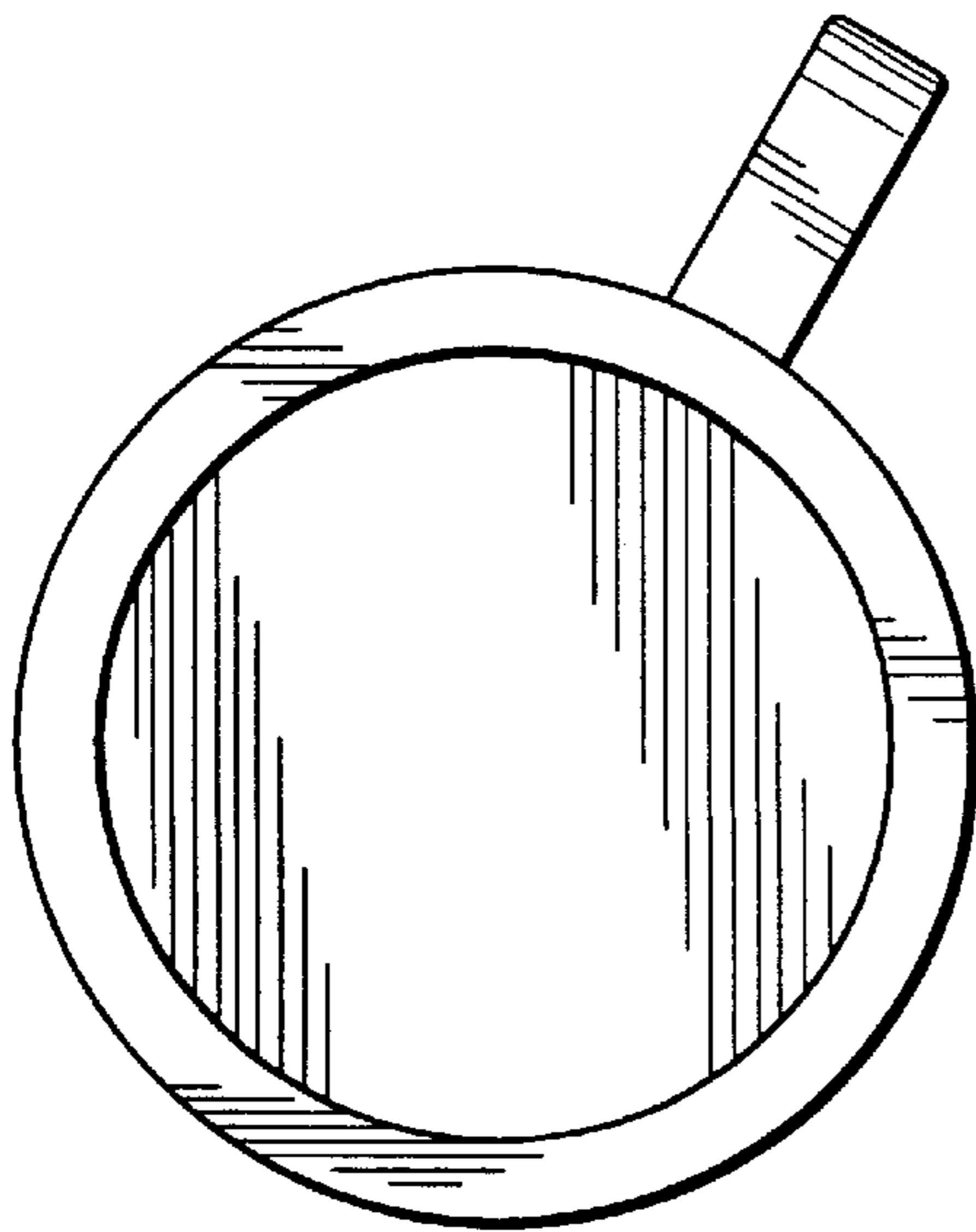


FIG. 2




FIG. 3




FIG. 4

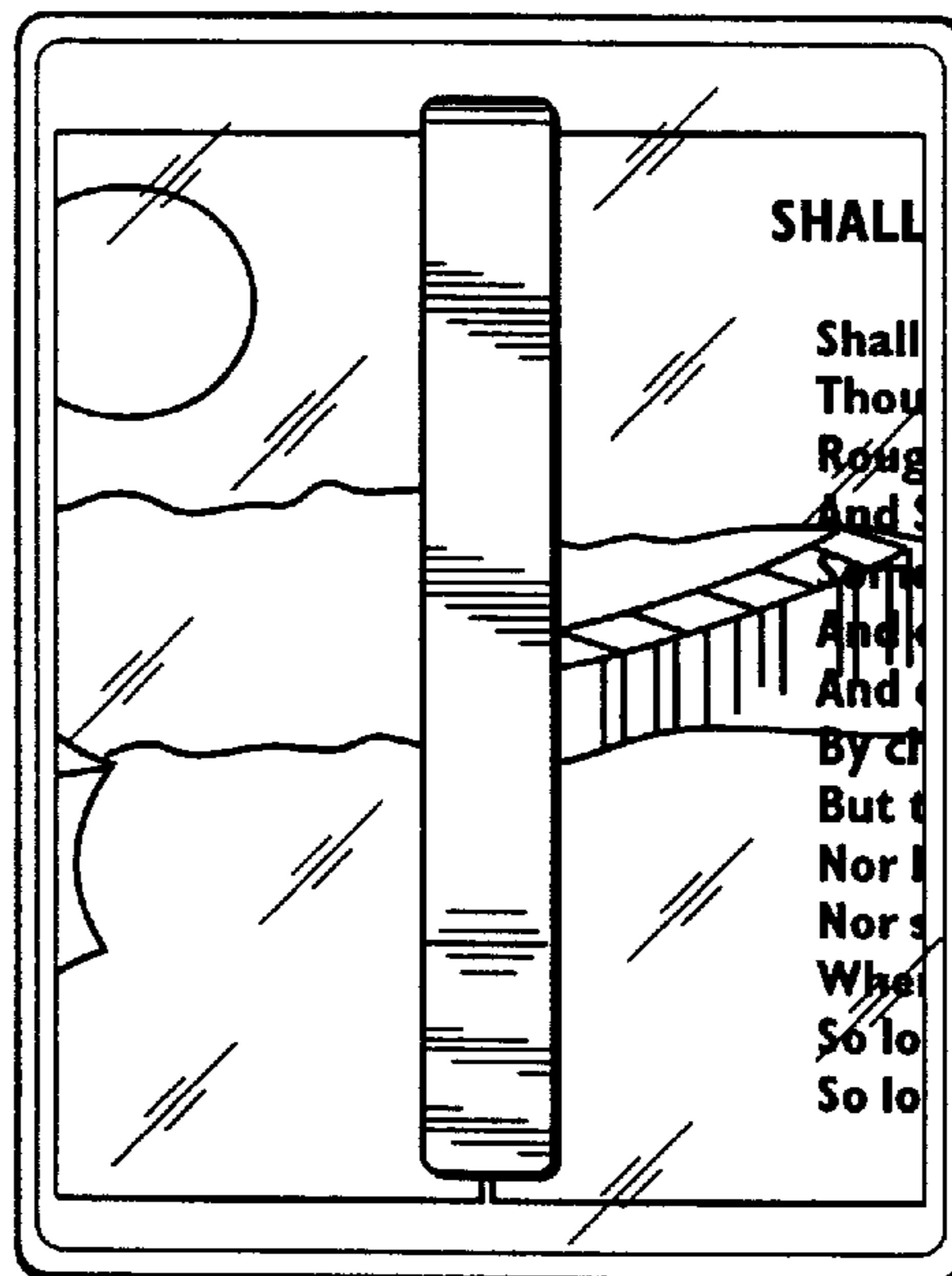


FIG. 5




FIG. 6




FIG. 7