



US00D401787S

United States Patent [19]

Zarker, Jr. et al.

[11] Patent Number: **Des. 401,787**

[45] Date of Patent: ****Dec. 1, 1998**

[54] **ROUND TABLE WITH STORABLE LEGS**

[75] Inventors: **Harper Zarker, Jr.; Richard Bair,**
both of Baldwinsville, N.Y.

[73] Assignee: **Syroco, Inc.,** Baldwinsville, N.Y.

[**] Term: **14 Years**

[21] Appl. No.: **74,706**

[22] Filed: **Aug. 8, 1997**

[51] **LOC (6) Cl.** **06-03**

[52] **U.S. Cl.** **D6/480**

[58] **Field of Search** D6/480-489, 511,
D6/495, 429, 430; 108/153, 155, 156, 157,
161; 248/188, 188.1

[56] **References Cited**

U.S. PATENT DOCUMENTS

- D. 326,575 6/1992 Grosfillex D6/484
- D. 327,999 7/1992 Grosfillex D6/484
- D. 353,286 12/1994 Hand D6/480

- D. 357,144 4/1995 Hand D6/480
- D. 369,702 5/1996 VanSkiver et al. D6/480
- D. 371,472 7/1996 Grosfillex D6/480
- D. 373,694 9/1996 Grosfillex D6/480
- D. 376,281 12/1996 Robertson D6/484
- 5,461,989 10/1995 Grandclement et al. .

Primary Examiner—Janice E. Seeger
Attorney, Agent, or Firm—Sidley & Austin; Hugh A. Abrams

[57] **CLAIM**

The ornamental design for a round table with storable legs, as shown and described.

DESCRIPTION

FIG. 1 is a perspective view of a round table with storable legs showing my new design;
FIG. 2 is a typical side elevational view thereof;
FIG. 3 is a top plan view thereof;
FIG. 4 is a bottom plan view thereof; and,
FIG. 5 is a bottom plan view thereof showing the legs in a stored position.

1 Claim, 5 Drawing Sheets

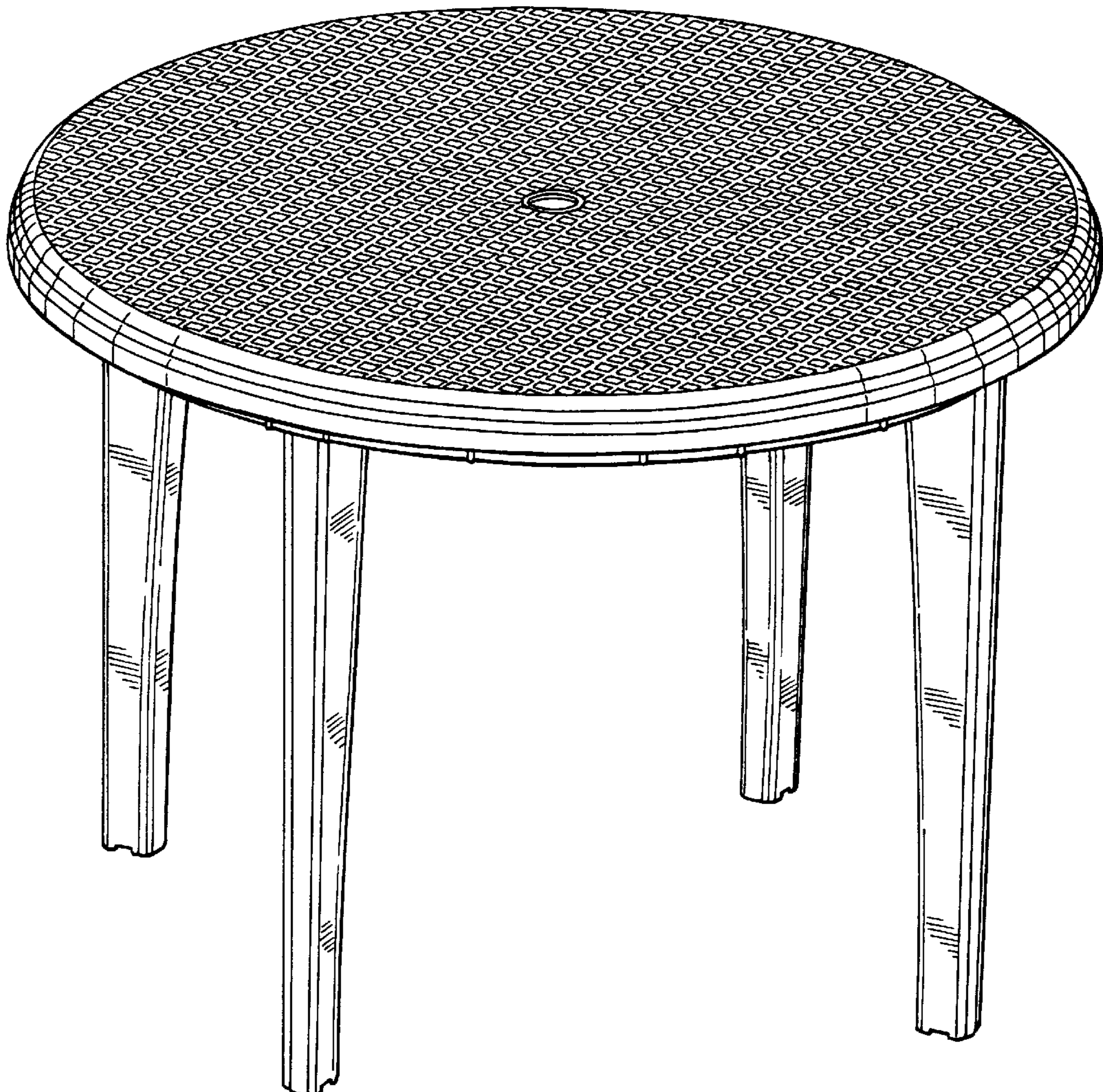


FIG. 1



FIG.2

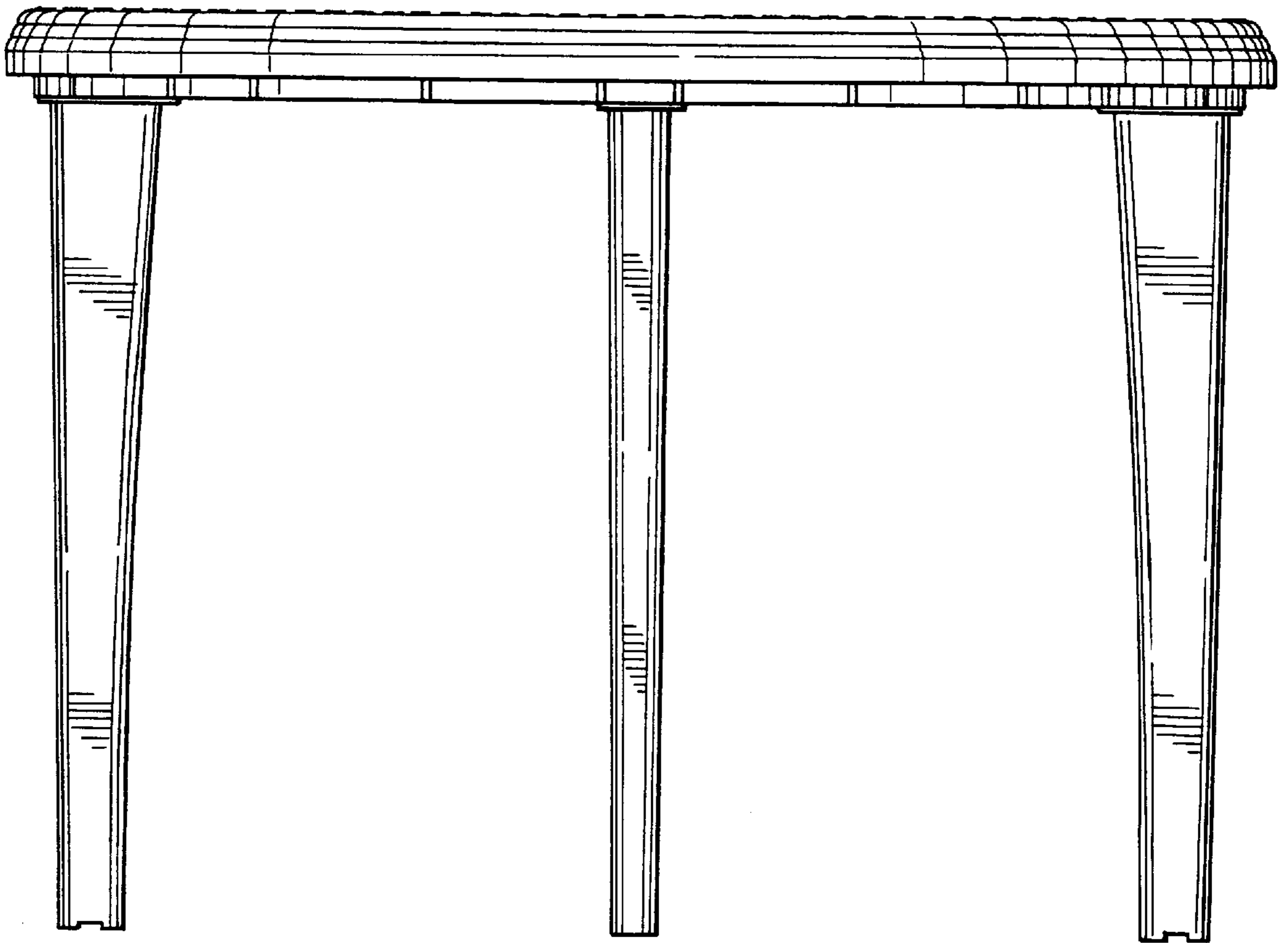


FIG. 3




FIG. 4

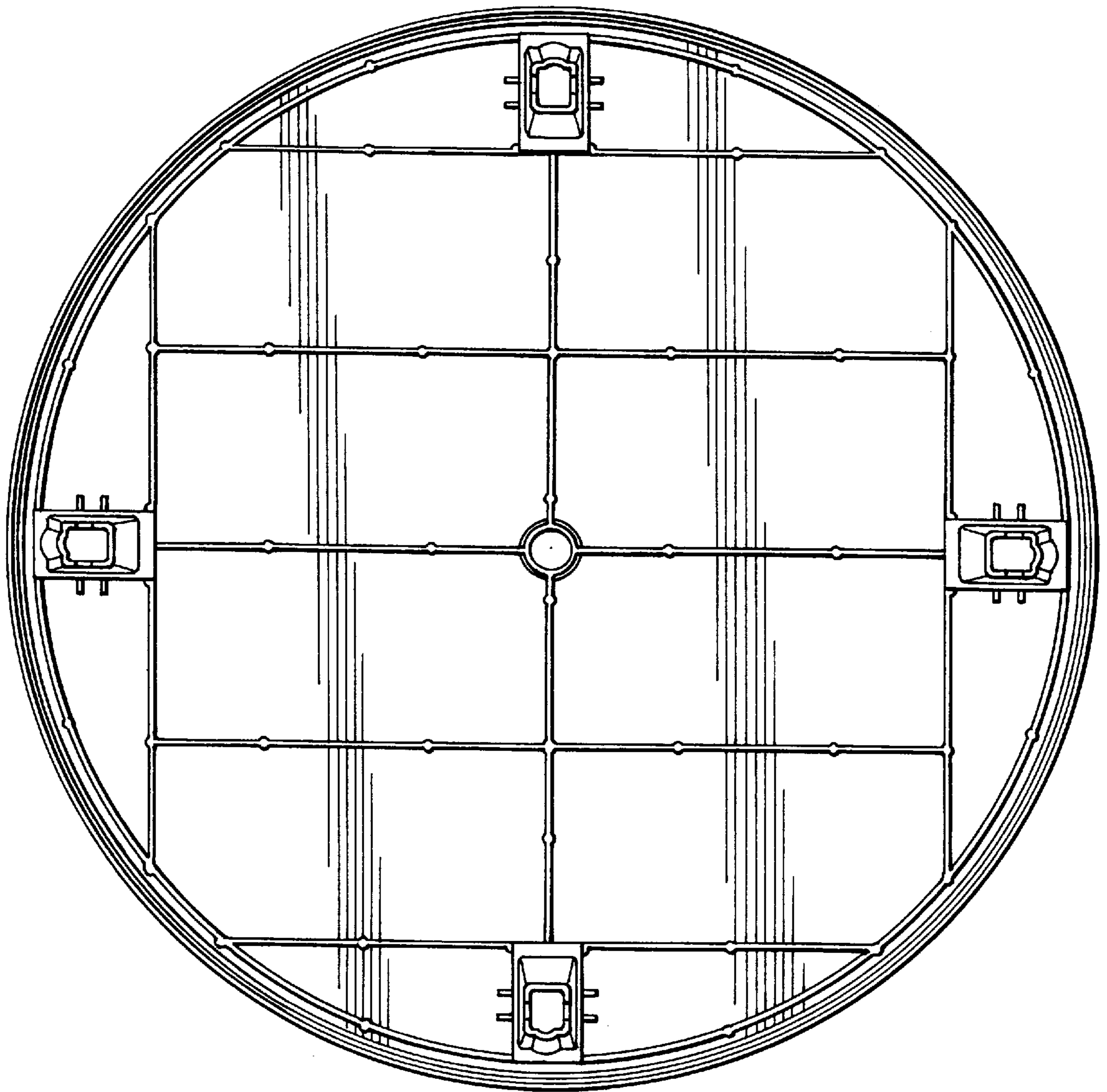


FIG. 5

