



US00D401784S

United States Patent [19]
Marshall

[11] **Patent Number: Des. 401,784**

[45] **Date of Patent: **Dec. 1, 1998**

[54] **HOLDER**

[76] Inventor: **Winston Marshall**, 500 6th St.,
Hermosa Beach, Calif. 90254

[**] Term: **14 Years**

[21] Appl. No.: **68,406**

[22] Filed: **Apr. 2, 1997**

[51] **LOC (6) Cl.** **07-07**

[52] **U.S. Cl.** **D6/449**

[58] **Field of Search** D6/512-514, 329,
D6/396, 403, 429, 449, 450, 455, 491,
495, 496; 108/153, 156, 157, 161; 211/13.1,
14, 70.1, 72; 248/127, 164, 431, 174, 176.1,
346.01

[56] **References Cited**

U.S. PATENT DOCUMENTS

D. 73,955 11/1927 Barney D6/495
D. 200,713 3/1965 Pearsall D6/495 X
D. 231,787 6/1974 Burnley D6/396 X
D. 254,994 5/1980 Mioreanu et al. D6/495 X

D. 306,807 3/1990 Chan et al. D6/513
D. 335,983 6/1993 Gutgsell D6/495
D. 365,474 12/1995 Coates D6/496 X

Primary Examiner—Brian N. Vinson
Attorney, Agent, or Firm—Irving Keschner

[57] **CLAIM**

The ornamental design for holder, as shown.

DESCRIPTION

FIG. 1 is a perspective view of the ornamental design of the present invention;

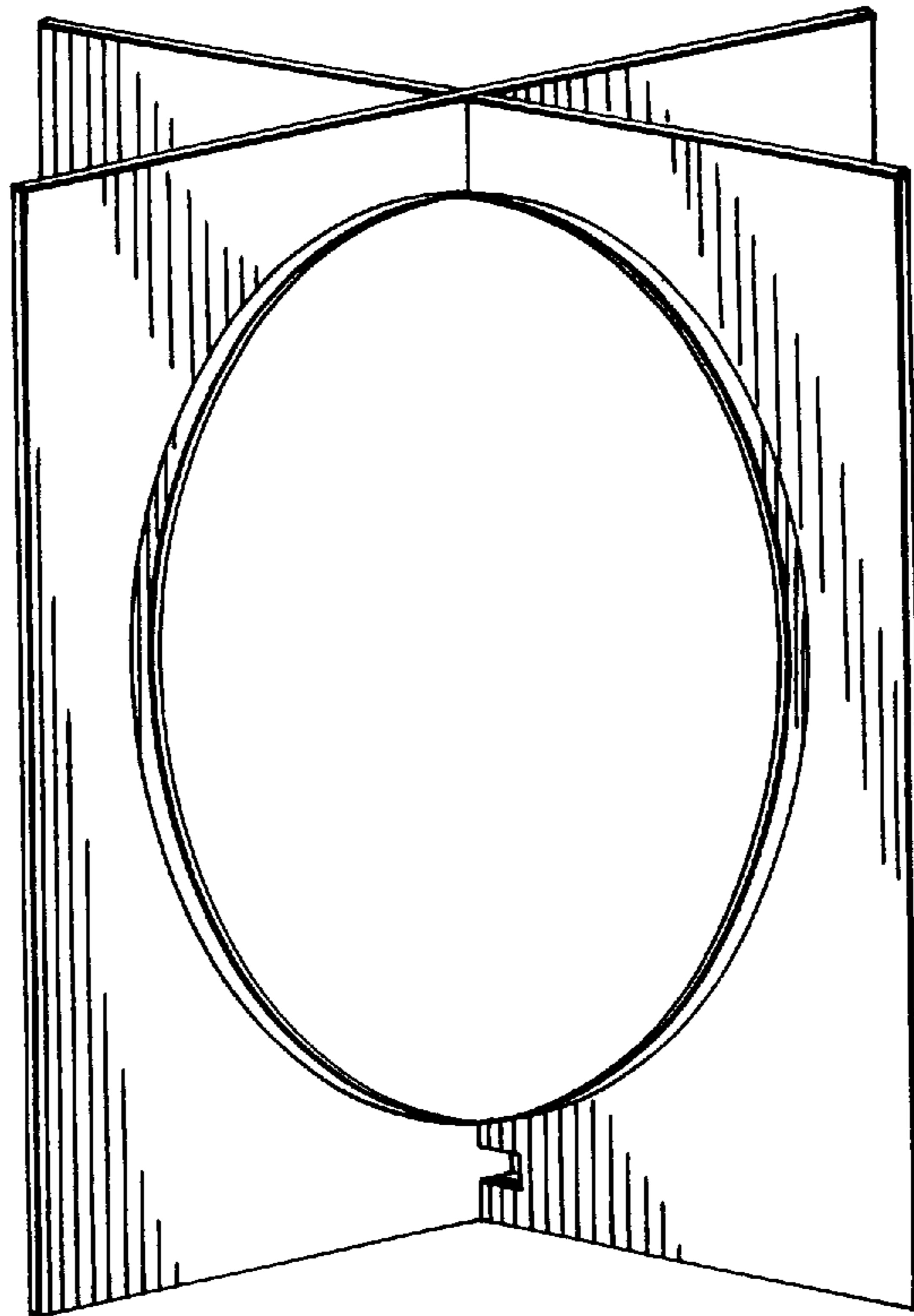
FIG. 2 is a top plan view of the ornamental design of the present invention, the bottom plan view being a mirror image thereof;

FIG. 3 is a front plane view of the ornamental design of the present invention, the back plan view being a mirror image thereof;

FIG. 4 is a right side view of the ornamental design of the present invention; and,

FIG. 5 is a left side view of the ornamental design of the present invention.

1 Claim, 3 Drawing Sheets



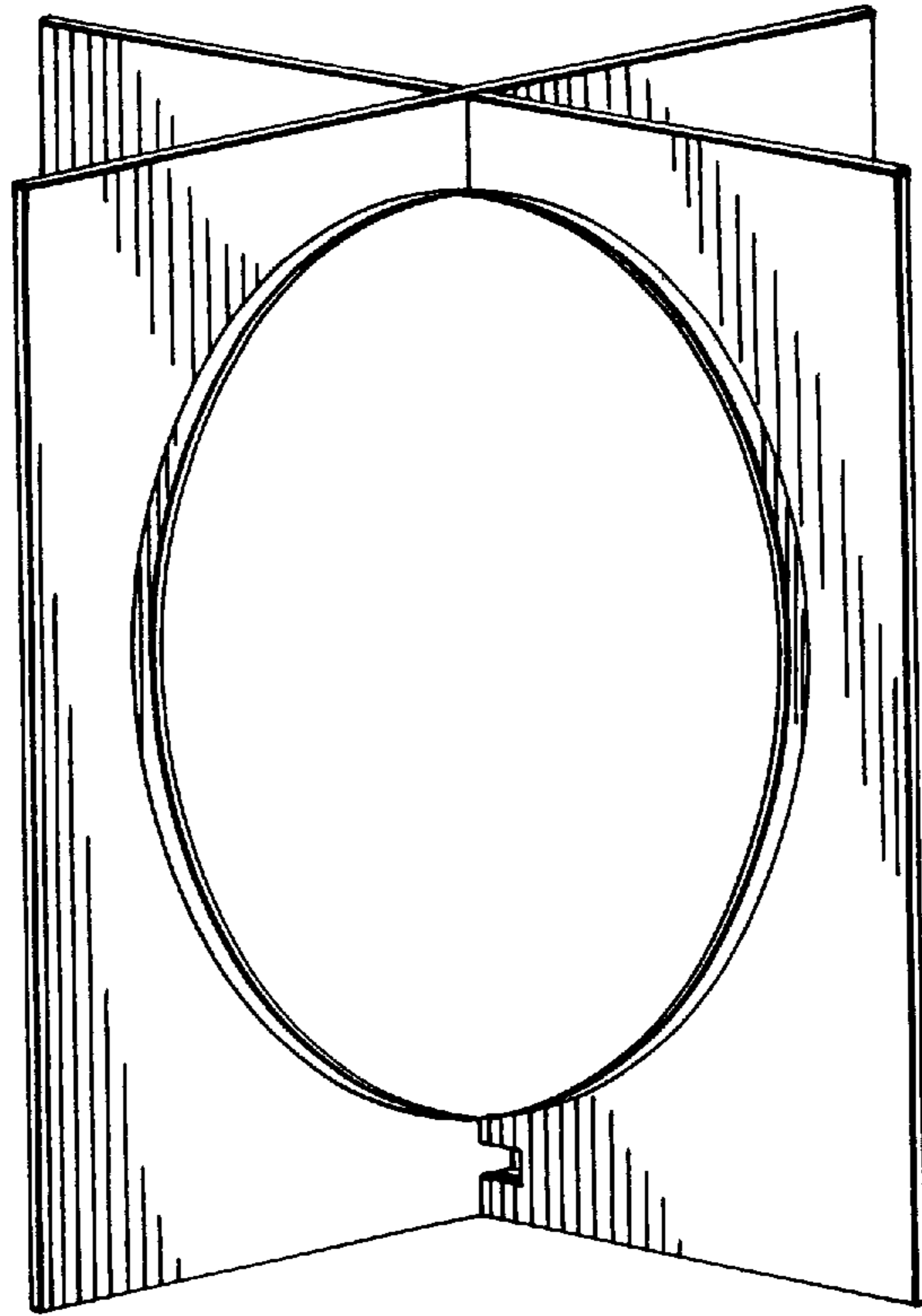


FIG. 1

FIG. 2




FIG. 3

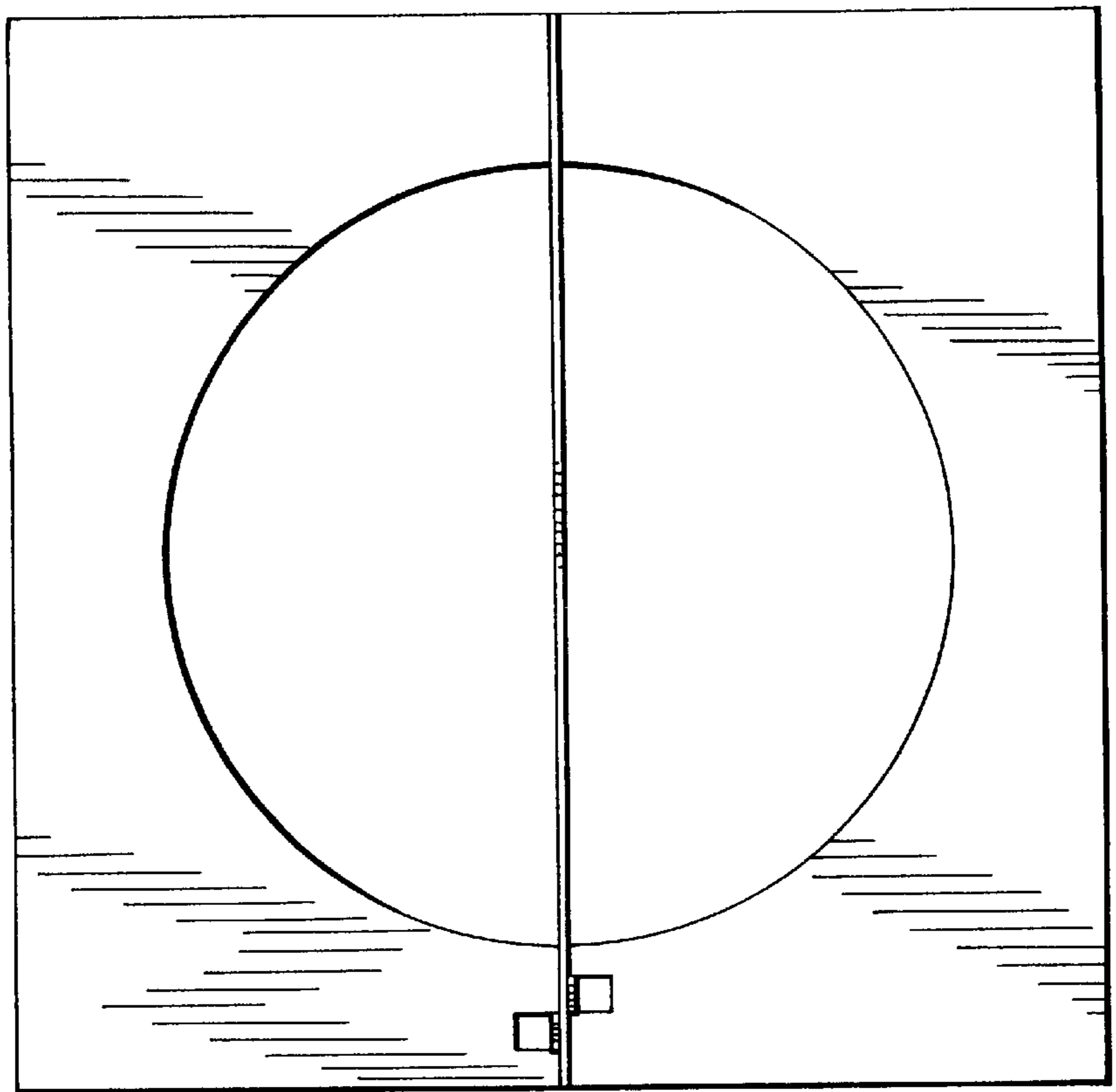


FIG. 4

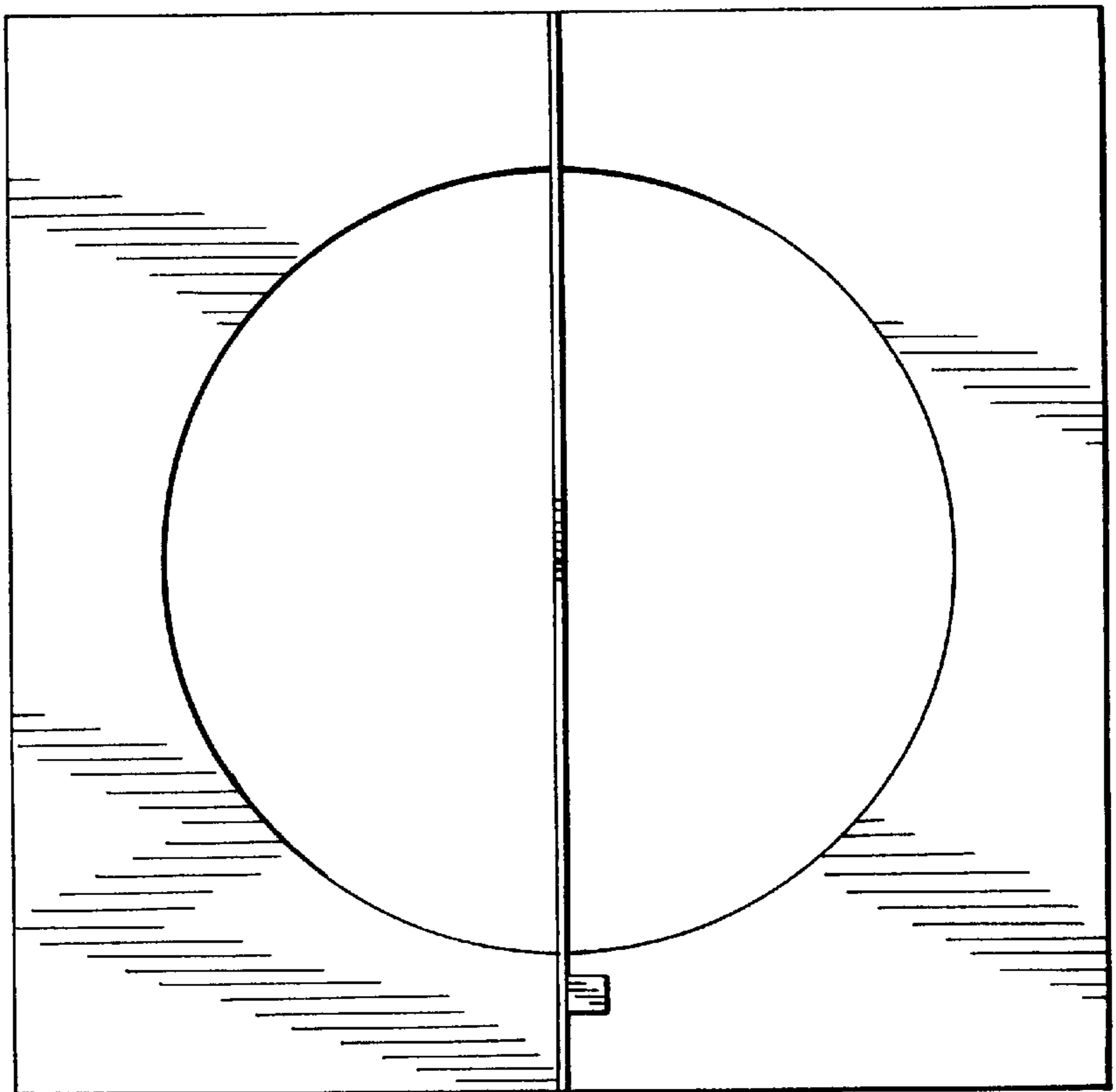


FIG. 5

