



US00D401777S

United States Patent [19]

Bauer

[11] **Patent Number:** **Des. 401,777**

[45] **Date of Patent:** ****Dec. 1, 1998**

[54] **HORIZONTAL POINT-OF-PURCHASE
DISPLAY STAND**

5,255,970 10/1993 Theosabrata 312/297

[76] Inventor: **Jamie D. Bauer**, 553 Undercliff Ave.,
Edgewater, N.J. 07020

FOREIGN PATENT DOCUMENTS

704597 4/1966 Italy 312/297

[**] Term: **14 Years**

Primary Examiner—James Gandy
Assistant Examiner—Linda Brooks
Attorney, Agent, or Firm—Donald R. Heiner, Esq.

[21] Appl. No.: **64,131**

[57] CLAIM

[22] Filed: **Dec. 23, 1996**

The ornamental design for a horizontal point-of-purchase display stand, as shown.

[51] **LOC (6) Cl.** **06-04**

[52] **U.S. Cl.** **D6/433**

[58] **Field of Search** D6/432-434, 436,
D6/439, 440, 441-448; 312/204, 257, 224-226,
198, 203, 297

DESCRIPTION

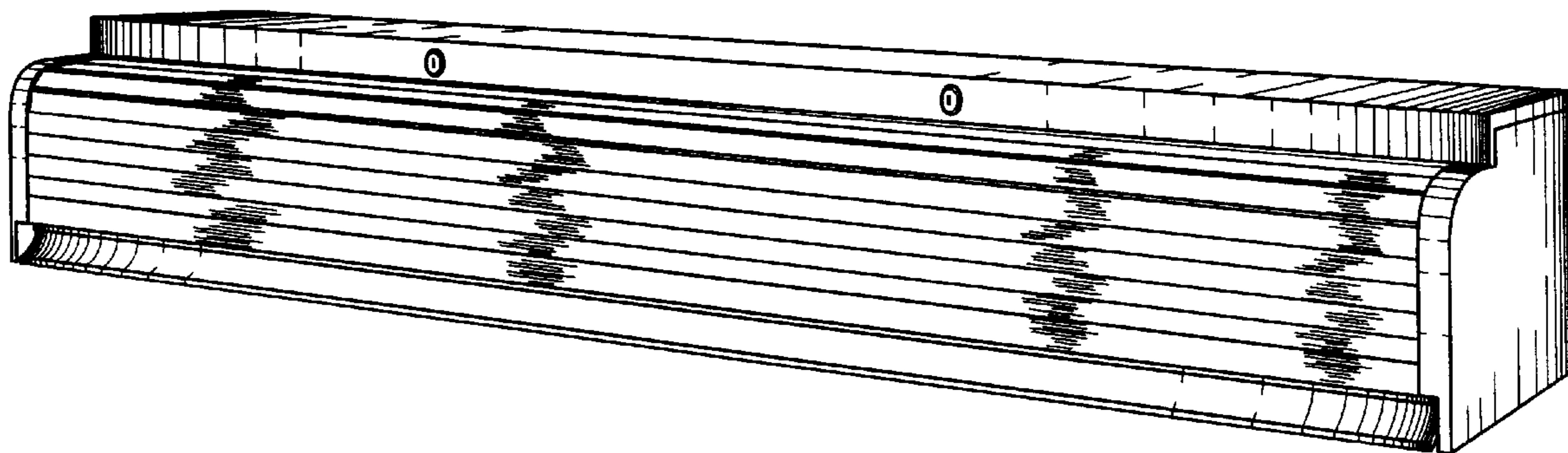
[56] References Cited

U.S. PATENT DOCUMENTS

D. 156,415	12/1949	Fleming	D6/436
D. 197,321	1/1964	Jones	D6/470
D. 378,174	2/1997	Kamin et al.	D6/433
1,159,859	11/1915	Murphy	312/297 X
3,044,841	7/1962	Hein	312/297 X
3,351,405	11/1967	Ferdinand et al.	312/297
3,936,113	2/1976	Anderson	312/297
4,432,591	2/1984	Rinkewich	312/297

FIG. 1 is a perspective view of design for a horizontal point-of-purchase display stand according to the invention; FIG. 2 is a front elevational view of the design shown in FIG. 1; FIG. 3 is a rear elevational view of the design shown in FIG. 1; FIG. 4 is a top plan view of the design shown in FIG. 1; FIG. 5 is a bottom plan view of the design shown in FIG. 1; FIG. 6 is a left elevational view of the design shown in FIG. 1; and, FIG. 7 is a right elevational view of the design in FIG. 1.

1 Claim, 3 Drawing Sheets






FIG. 1




FIG. 2




FIG. 3




FIG. 4

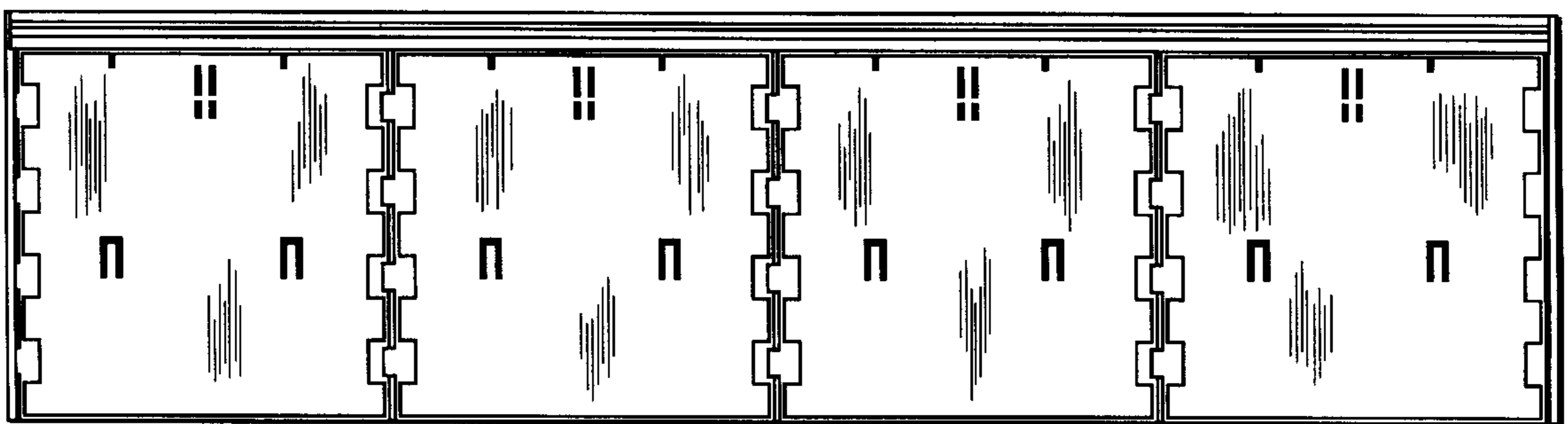


FIG. 5

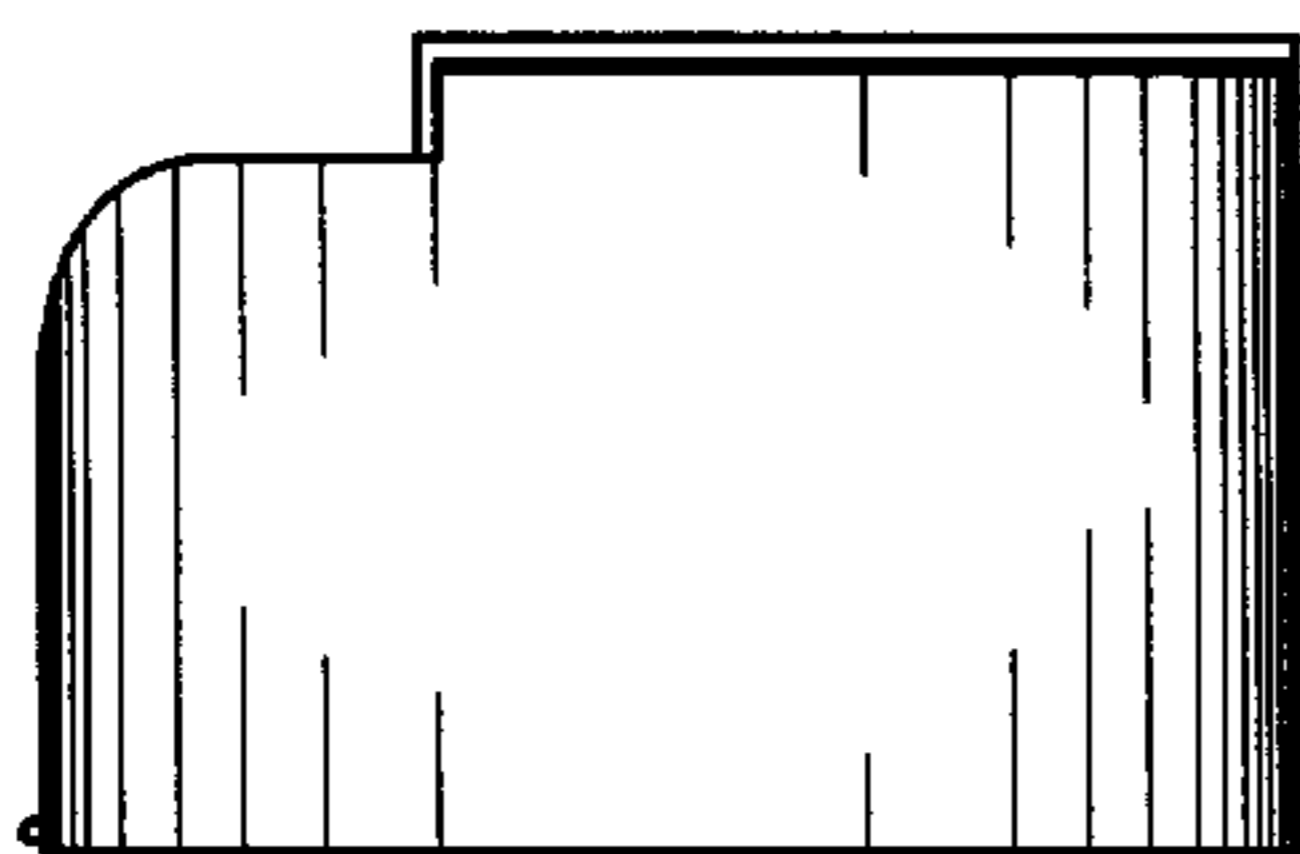


FIG. 6

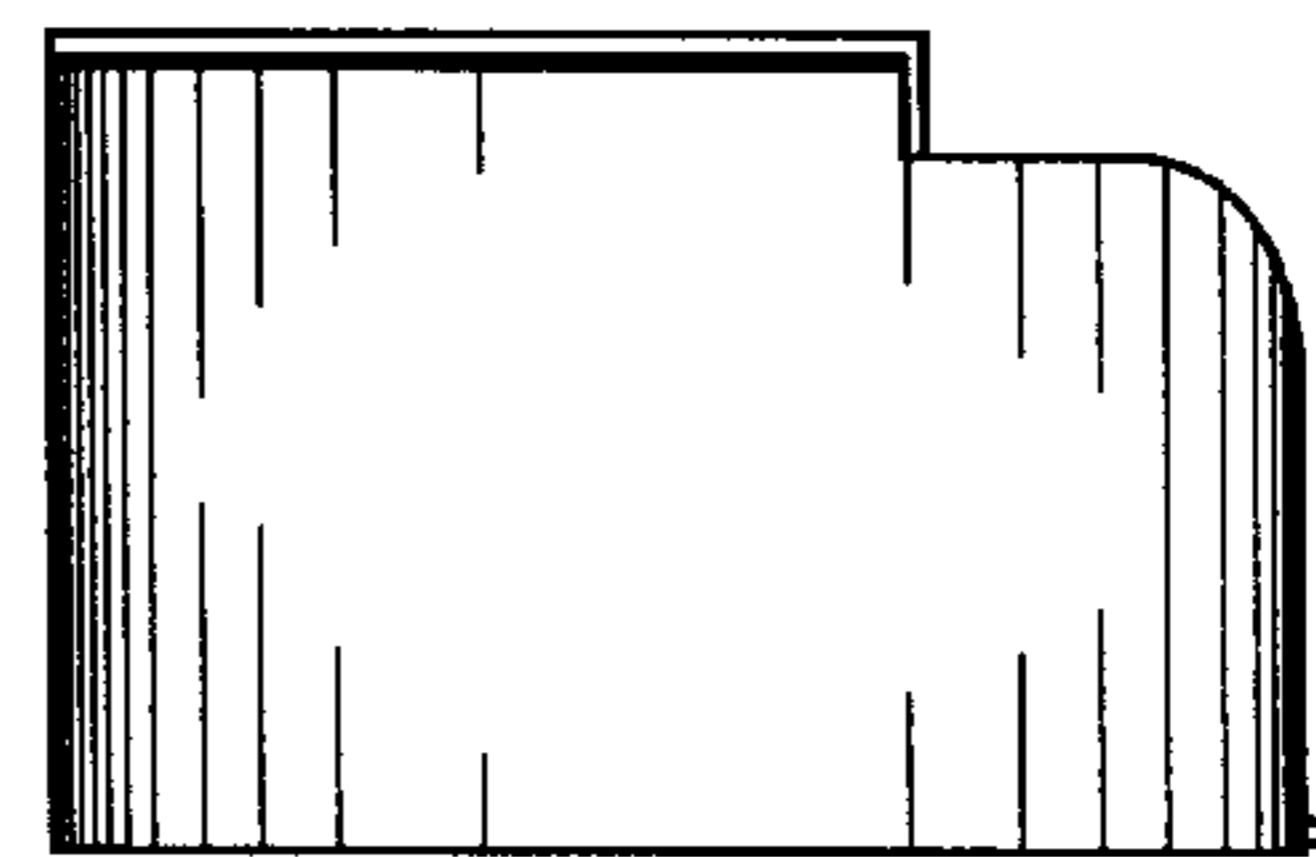


FIG. 7