



US00D401768S

United States Patent [19] Leung

[11] **Patent Number: Des. 401,768**

[45] **Date of Patent: **Dec. 1, 1998**

[54] **PICTURE FRAME**

[75] Inventor: **Sin Ming Leung, Kwun Tong, Hong Kong**

[73] Assignee: **Make Wood Industries Limited, Kowloon, Hong Kong**

[**] Term: **14 Years**

[21] Appl. No.: **76,143**

[22] Filed: **Aug. 26, 1997**

[51] **LOC (6) Cl. 06-07**

[52] **U.S. Cl. D6/306; D6/310; D6/311**

[58] **Field of Search D6/300-303, 306, D6/308-314; D20/10, 40; 40/700, 711, 721-724, 765, 766, 798**

[56] **References Cited**

U.S. PATENT DOCUMENTS

- D. 21,078 9/1891 Johnson D6/300
- D. 23,692 10/1894 Odgers D6/306

- D. 259,085 5/1981 Cochrane et al. D6/306
- D. 259,086 5/1981 Cochrane et al. D6/306
- D. 306,659 3/1990 Mercandante D6/300

OTHER PUBLICATIONS

Exposures, Holiday 1994, p.24H, #G at lower right.

Primary Examiner—Janice E. Seeger
Attorney, Agent, or Firm—Salter & Michaelson


[57] **CLAIM**

The ornamental design for a picture frame, as shown.

DESCRIPTION

FIG. 1 is a front elevational view of a picture frame showing my new design;
FIG. 2 is a rear elevational view thereof;
FIG. 3 is a left side elevational view thereof;
FIG. 4 is a right side elevational view thereof;
FIG. 5 is a top plan view thereof;
FIG. 6 is a bottom plan view thereof; and,
FIG. 7 is an isometric view thereof.

1 Claim, 3 Drawing Sheets






FIG. 1

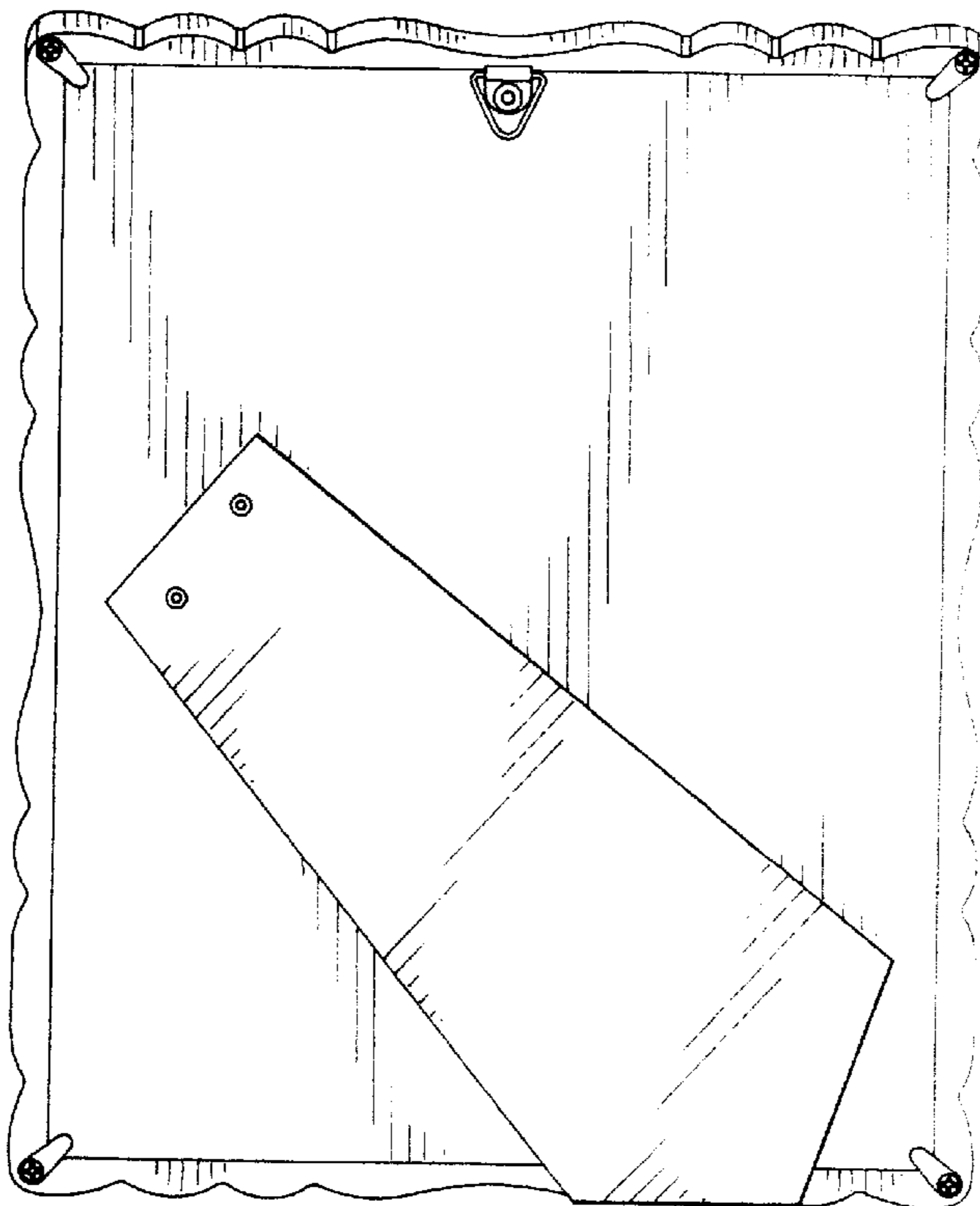


FIG. 2

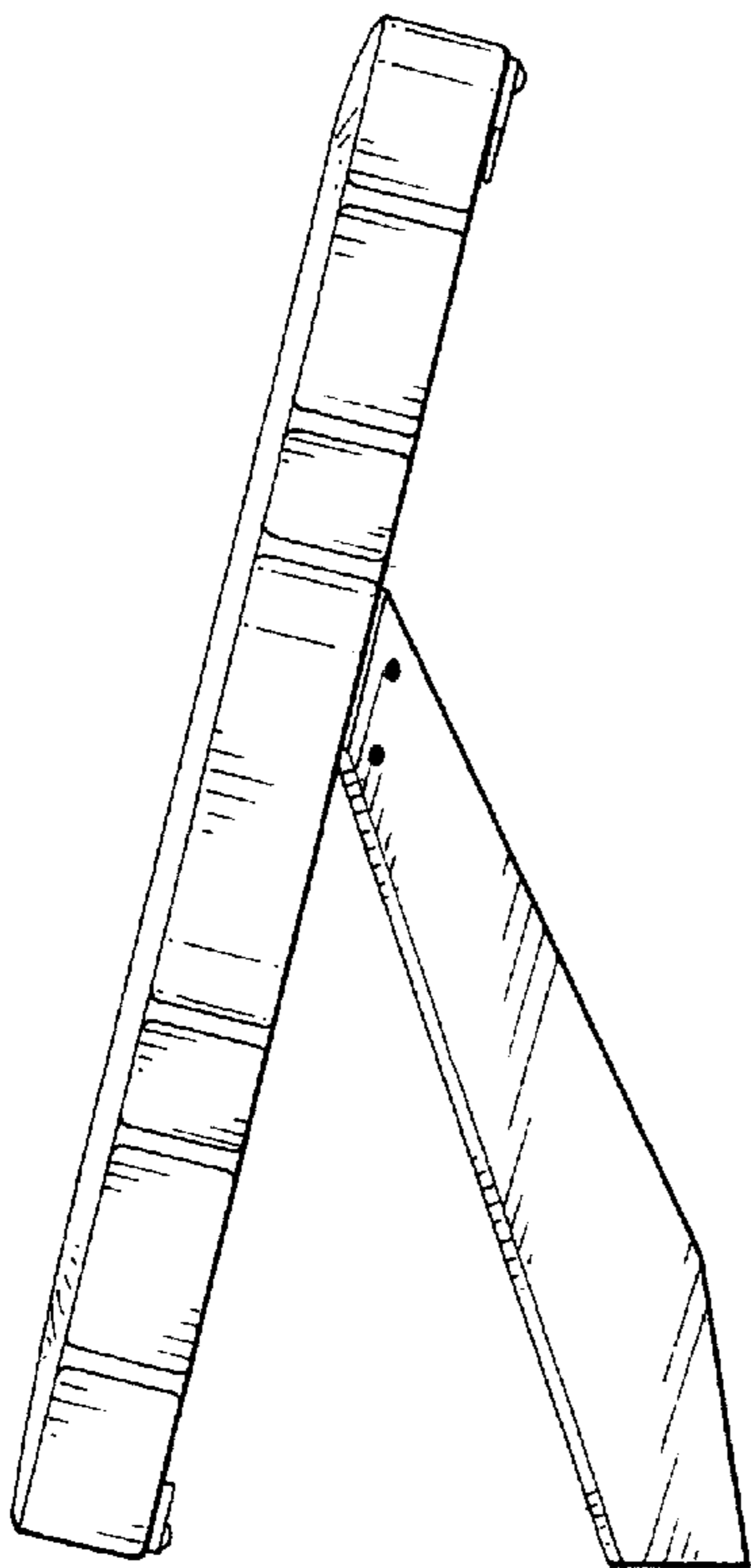


FIG. 3

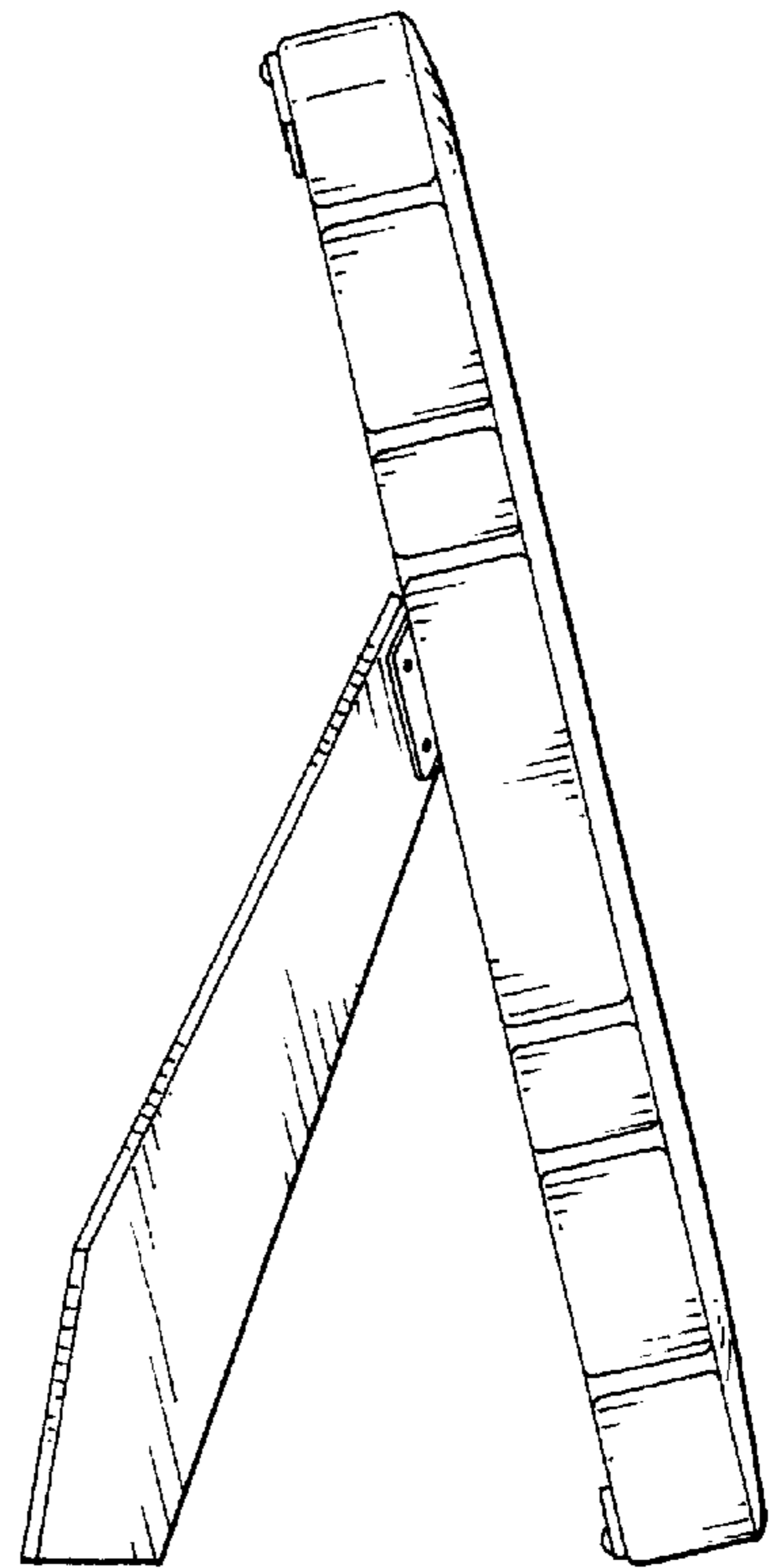


FIG. 4

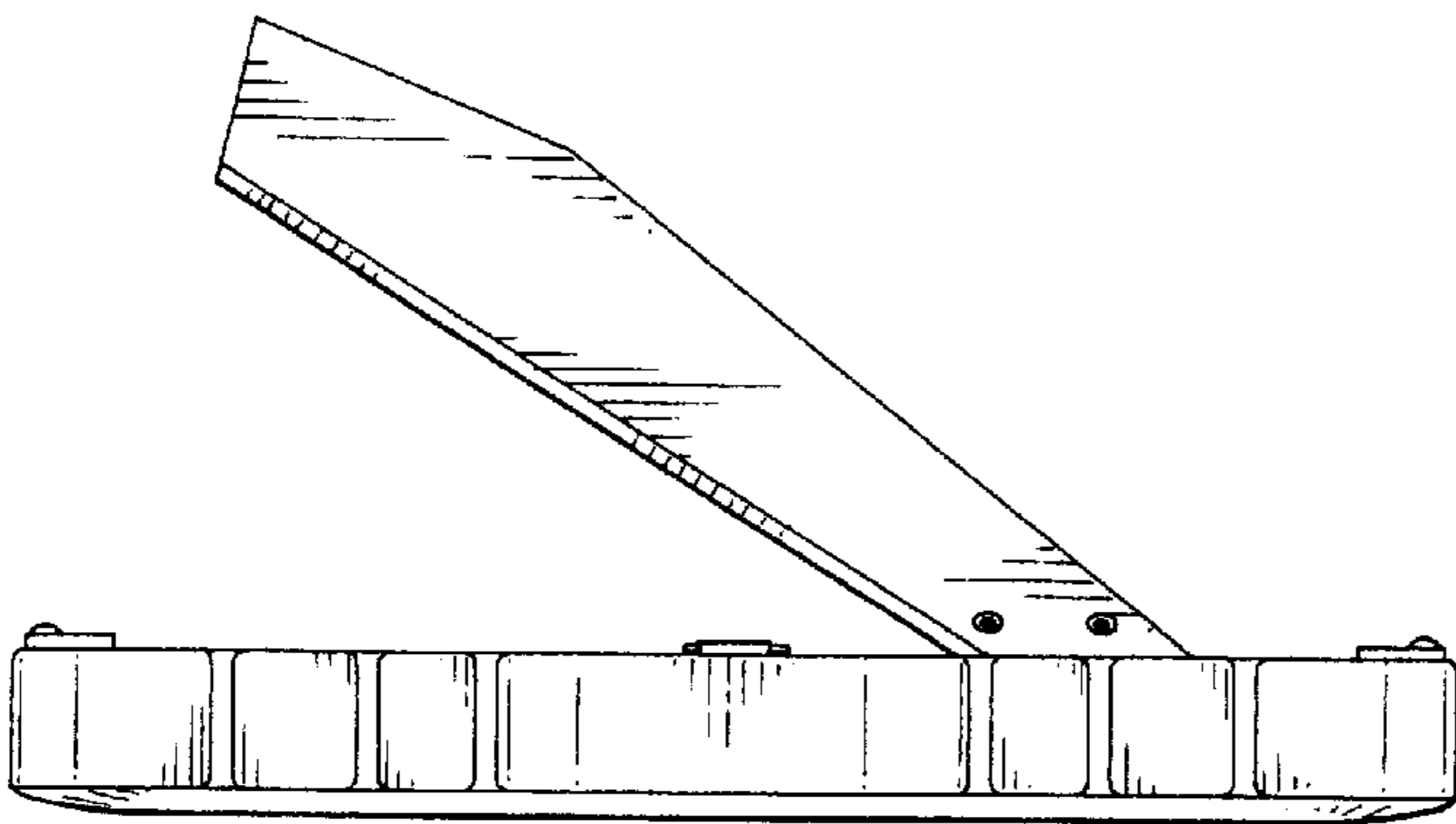


FIG. 5




FIG. 6




FIG. 7