

US00D401746S

United States Patent [19]

Brooks et al.

[11] **Patent Number: Des. 401,746**

[45] **Date of Patent: **Dec. 1, 1998**

[54] **SHOE SOLE**

[75] Inventors: **Mike Brooks**, Nelsonville; **Edgar H. Simpson**; **Theodore A. Kastner**, both of Lancaster; **Diana A. Wurfbain**, Athens, all of Ohio

[73] Assignee: **Rocky Shoes & Boots, Inc.**, Nelsonville, Ohio

[**] Term: **14 Years**

[21] Appl. No.: **58,393**

[22] Filed: **Aug. 14, 1996**

Related U.S. Application Data

[63] Continuation of Ser. No. 33,148, Jan. 5, 1995, abandoned.

[51] **LOC (6) Cl.** **02-04**

[52] **U.S. Cl.** **D2/960**

[58] **Field of Search** D2/902, 908, 947, D2/949-960, 897; 36/83, 84, 30 R, 32 R, 59 C, 112-116, 136, 129

[56] References Cited

U.S. PATENT DOCUMENTS

D. 262,327 12/1981 Foster D2/955

D. 294,768	3/1988	Famolare, Jr.	D2/953
D. 303,451	9/1989	Weiner	D2/908
D. 321,589	11/1991	Merk et al.	D2/954
D. 331,998	12/1992	Carder	D2/897
D. 335,020	4/1993	Issler	D2/957
D. 358,929	6/1995	Peterson	D2/908
4,213,255	7/1980	Olberz et al.	36/32 R
4,741,114	5/1988	Stubblefield	36/129

Primary Examiner—Doris V. Coles
Attorney, Agent, or Firm—Porter, Wright, Morris & Arthur


[57] CLAIM

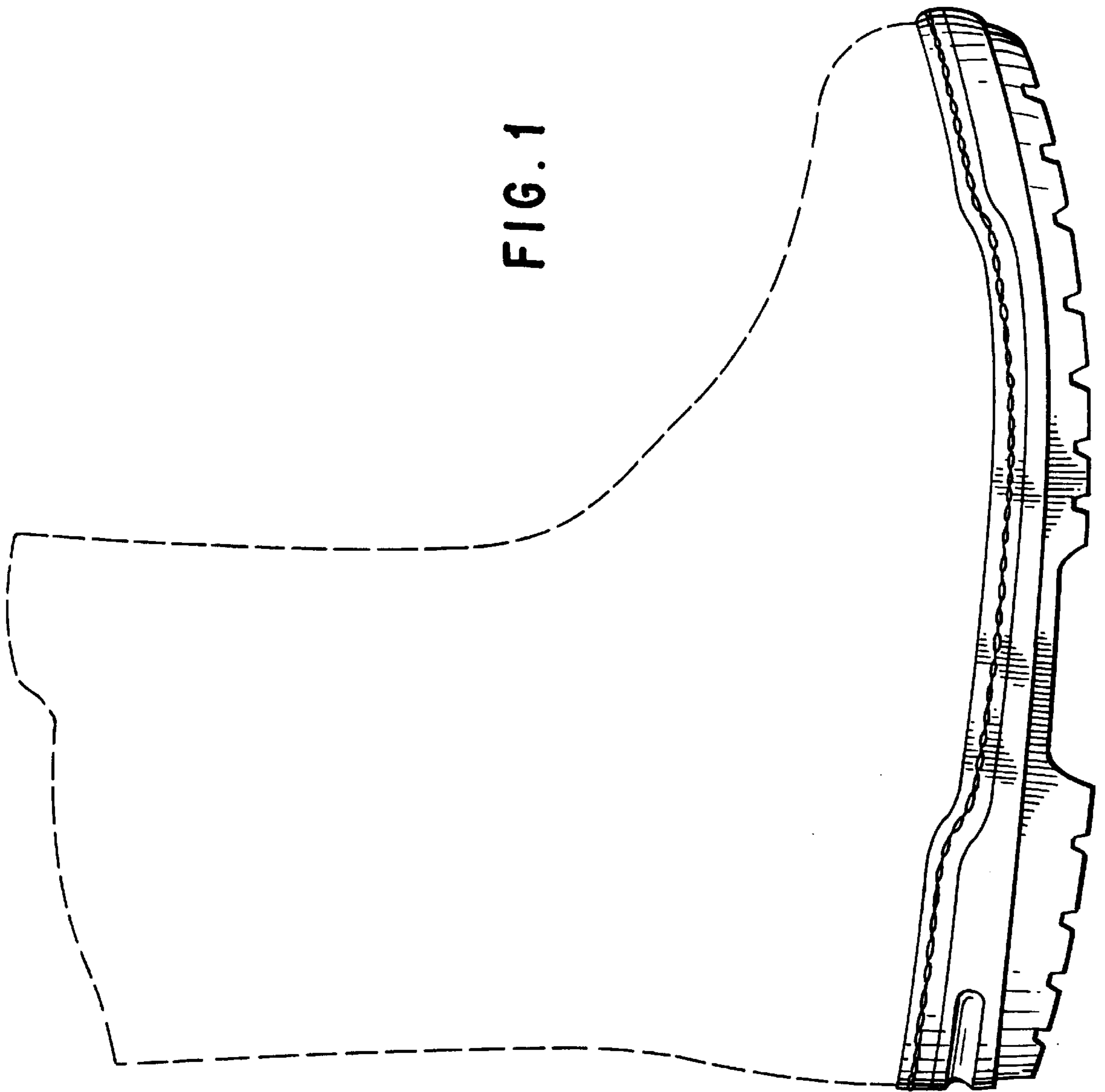
The ornamental design is for a shoe sole, as shown and described.

DESCRIPTION

FIG. 1 is a right side elevational view of a shoe sole showing our new design;
FIG. 2 is a left side elevational view thereof;
FIG. 3 is a front elevational view thereof;
FIG. 4 is a rear elevational view thereof; and,
FIG. 5 is a bottom plan view thereof.
The broken line showing of a shoe upper in the figures is for illustrative purposes only and forms no part of the claimed design.

1 Claim, 5 Drawing Sheets





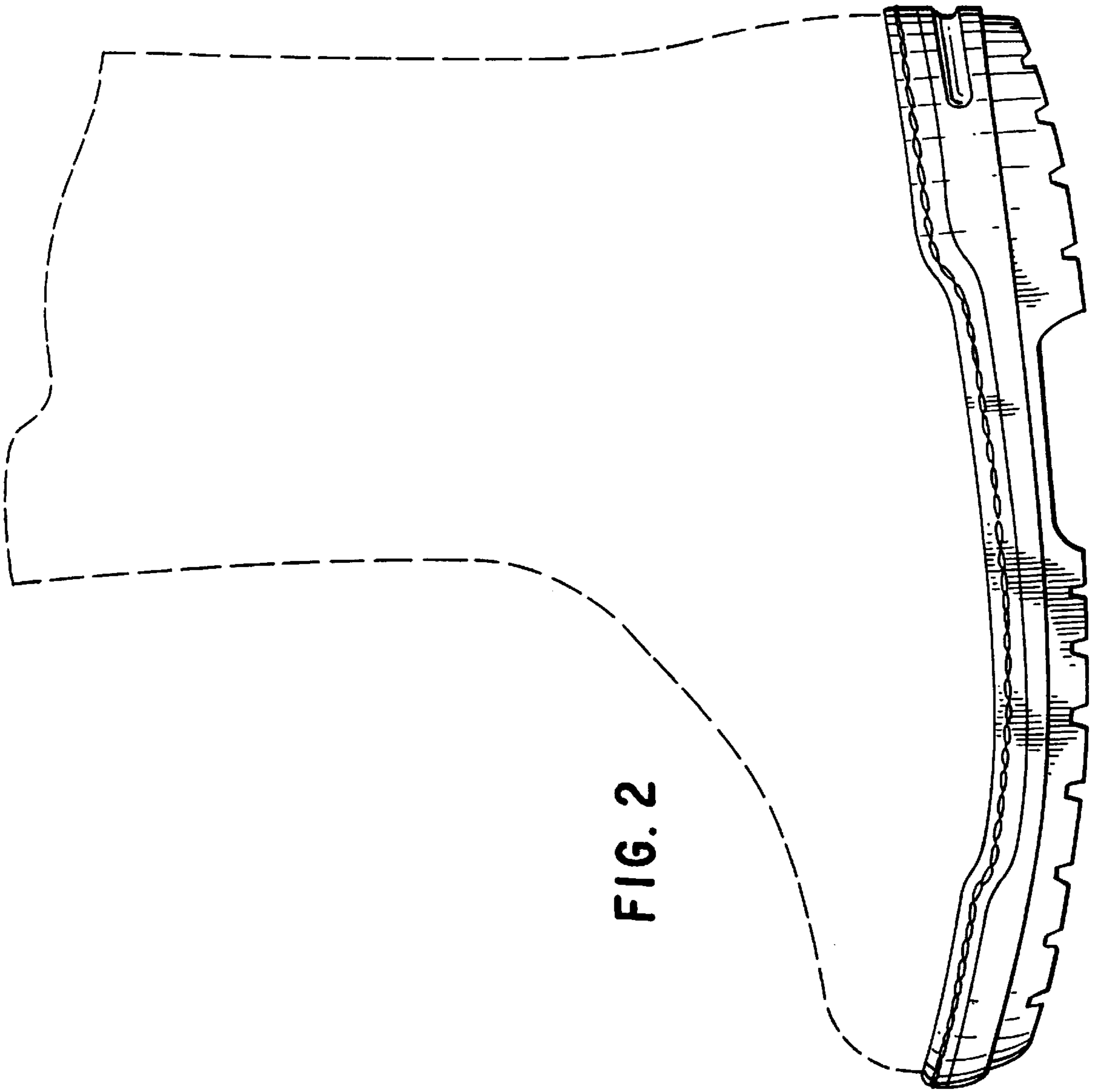


FIG. 2

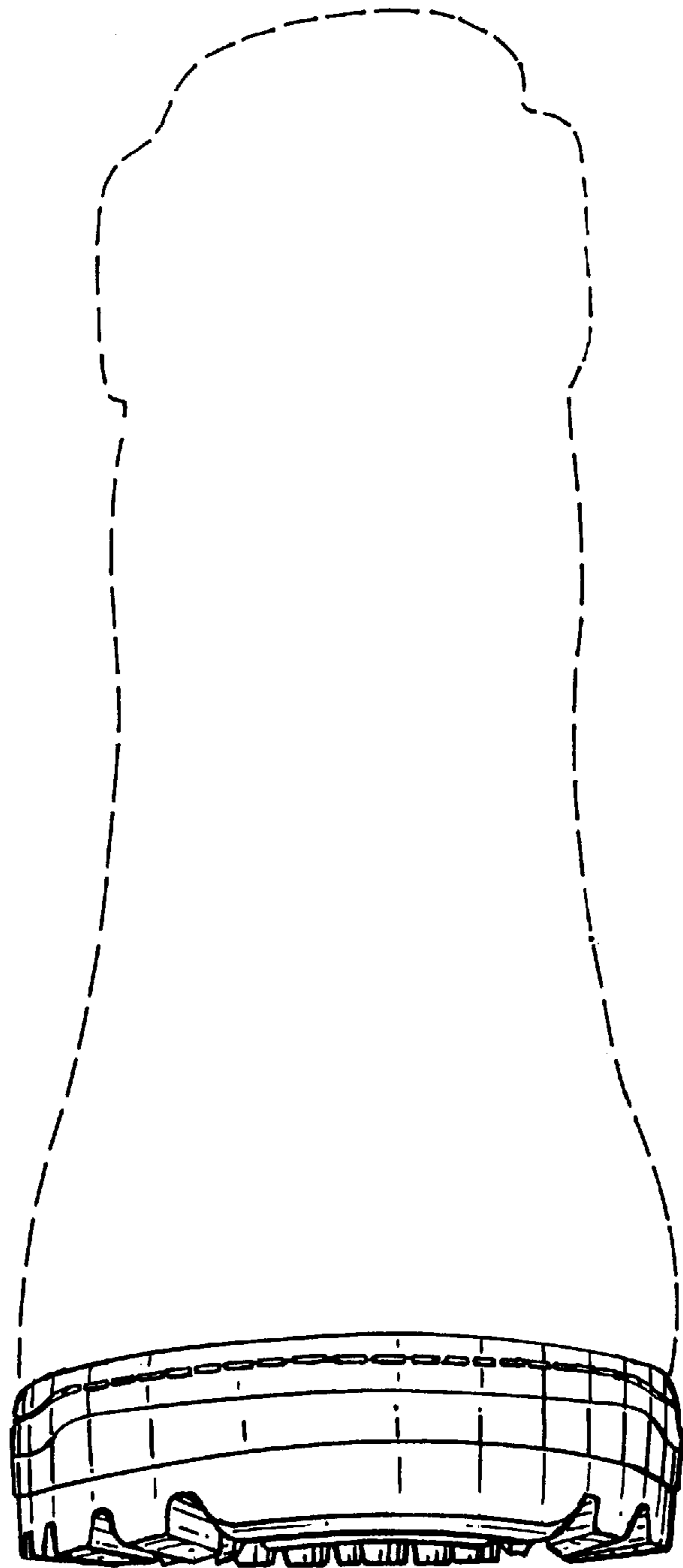


FIG. 3

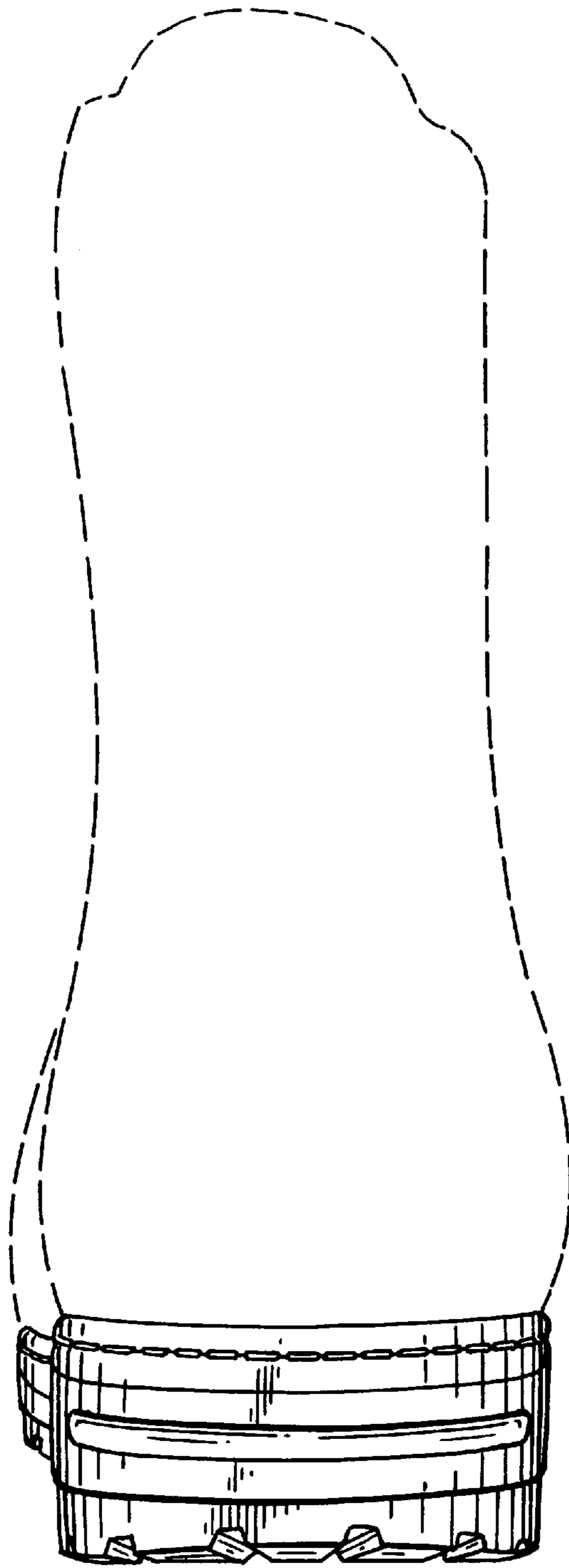


FIG. 4

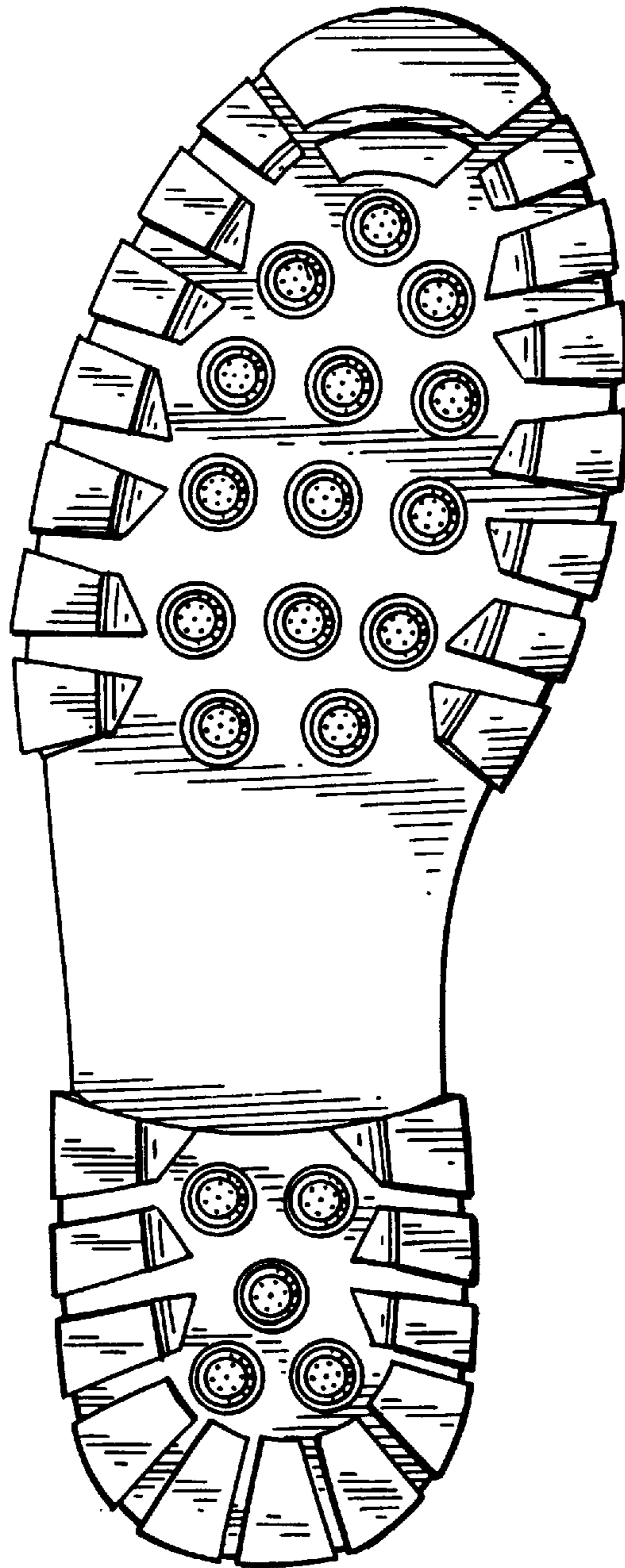


FIG. 5