



US00D401743S

**United States Patent** [19]  
**Wunsch**

[11] **Patent Number: Des. 401,743**

[45] **Date of Patent: \*\*Dec. 1, 1998**

[54] **COMBINED SHOE SOLE AND PERIPHERY**

[75] Inventor: **Benjamin Wunsch**, Palm Beach, Fla.

[73] Assignee: **U.S. Sports, Inc.**, Lake Worth, Fla.

[\*\*] Term: **14 Years**

[21] Appl. No.: **75,396**

[22] Filed: **Aug. 19, 1997**

[51] **LOC (6) Cl.** ..... **02-04**

[52] **U.S. Cl.** ..... **D2/954; D2/953**

[58] **Field of Search** ..... D2/897, 902, 906,  
D2/908, 914, 916, 919, 946-960, 962,  
964; D12/147; 36/85, 101, 103, 104, 106,  
113-115, 124, 126, 127-130, 3 B, 11.5,  
12-15, 22 R, 25 R, 30 R, 32 R, 32 A, 33,  
172

[56] **References Cited**

**U.S. PATENT DOCUMENTS**

- D. 117,831 11/1939 Johnson ..... D2/959
- D. 236,393 8/1975 Tornero ..... D2/951
- D. 237,323 10/1975 Inohara ..... D2/954

- D. 244,967 7/1977 Famolare, Jr. .... D2/955
- D. 252,420 7/1979 Bowers et al. .... D2/956
- D. 259,823 7/1981 Greelee ..... D2/954
- D. 264,268 5/1982 Askew ..... D2/908
- D. 272,963 3/1984 Muller et al. .... D2/908
- D. 284,040 6/1986 Yoshitake ..... D2/908
- D. 336,359 6/1993 Peterson ..... D2/952
- D. 342,607 12/1993 Uda ..... D2/957
- D. 389,995 2/1998 Cockerell ..... D2/957

*Primary Examiner*—Celia Murphy  
*Attorney, Agent, or Firm*—Anthony R. Barkume

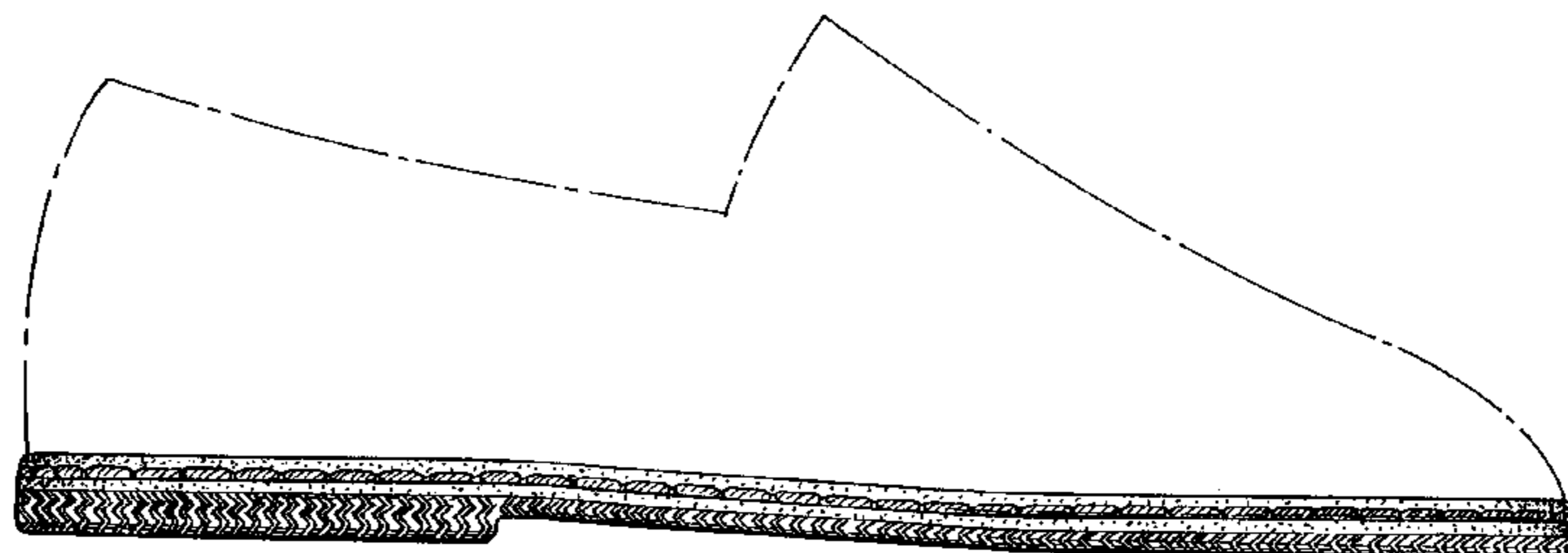
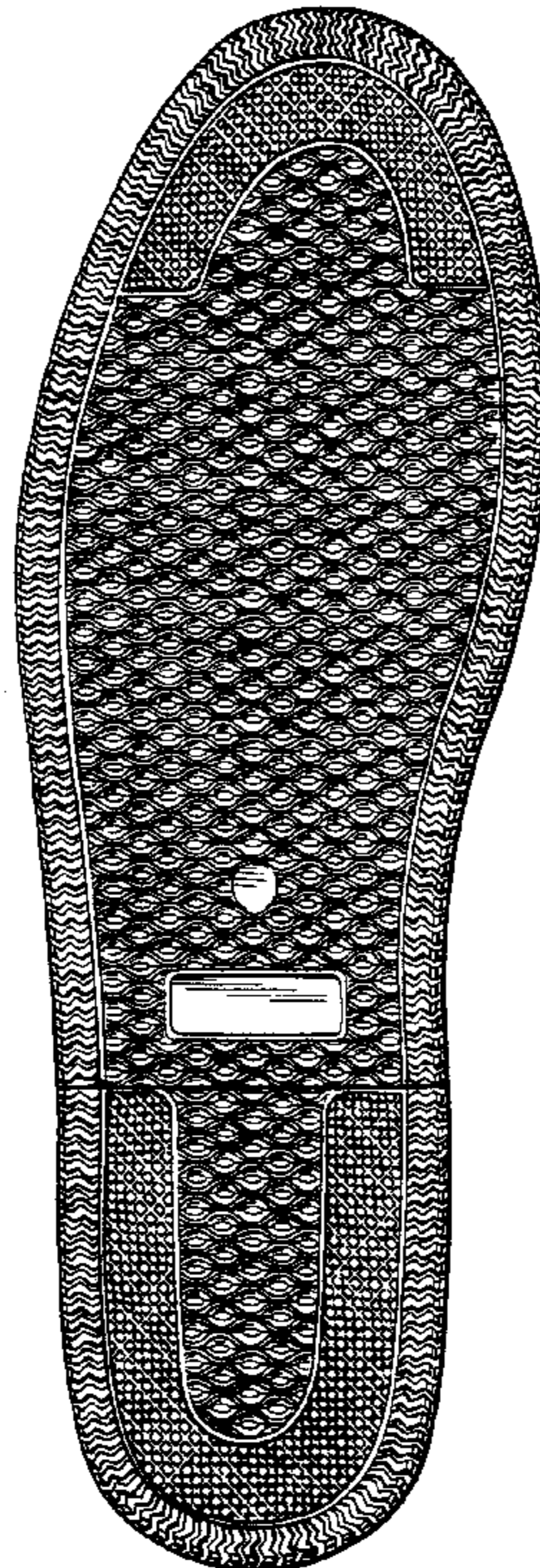
[57] **CLAIM**

The ornamental design for a combined shoe sole and periphery, as shown and described.

**DESCRIPTION**

FIG. 1 is a bottom plan view of a combined shoe sole and periphery showing my new design; and, FIG. 2 is a right side elevational view thereof, the left side being a mirror image, and the broken lines showing a shoe being for illustrative purposes only, forming no part of the claimed design.

**1 Claim, 2 Drawing Sheets**






FIG. 1

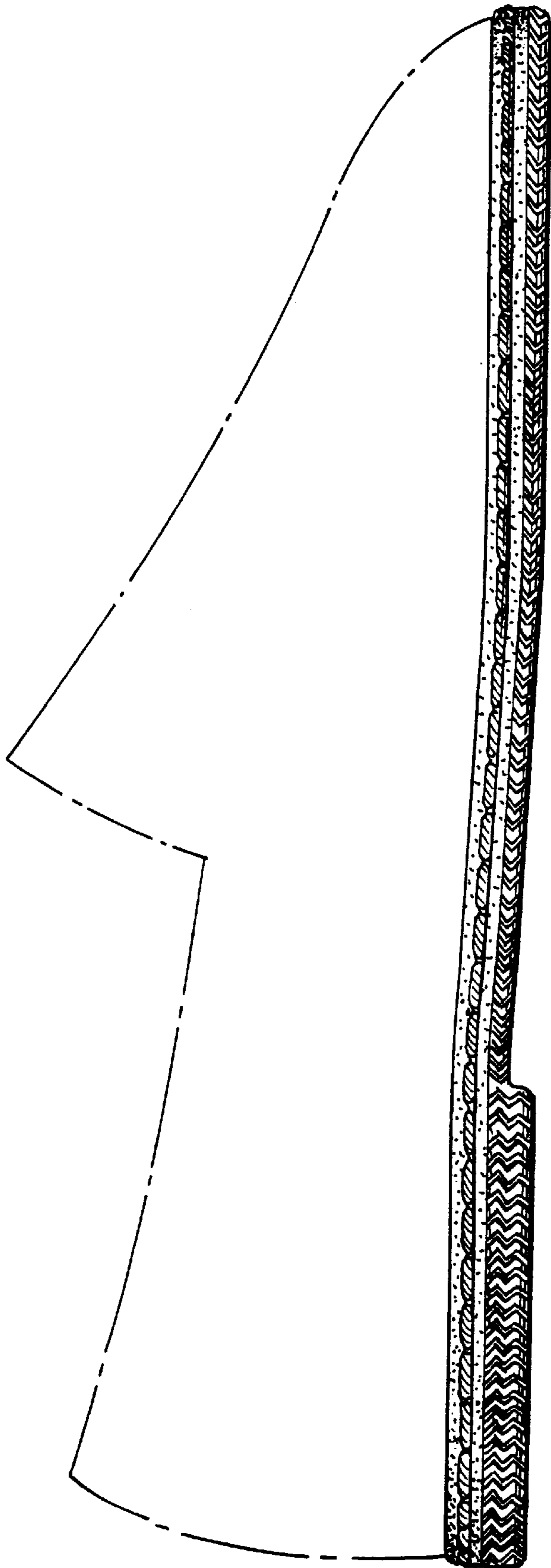


FIG.2