



US00D401742S

United States Patent [19] Loverin

[11] **Patent Number:** **Des. 401,742**

[45] **Date of Patent:** ****Dec. 1, 1998**

[54] **SHOE SOLE**

D. 335,022 4/1993 Lozano D2/960

[75] Inventor: **Marc R. Loverin**, Arlington, Mass.

Primary Examiner—Doris V. Coles
Attorney, Agent, or Firm—Fish & Richardson P.C.

[73] Assignee: **SRL, Inc.**, Wilmington, Del.

[57] **CLAIM**

[**] Term: **14 Years**

The ornamental design for a shoe sole, as shown and described.

[21] Appl. No.: **66,282**

[22] Filed: **Feb. 10, 1997**

DESCRIPTION

[51] **LOC (6) Cl.** **02-04**

FIG. 1 is a perspective view of the shoe sole design of the invention;

[52] **U.S. Cl.** **D2/953; D2/960**

FIG. 2 is a bottom view of the shoe sole design of FIG. 1;

[58] **Field of Search** D2/947-960; 36/25 R, 36/28, 30 R, 31, 32 R, 32 A, 83, 114, 590

FIG. 3 is a side view of the shoe sole design of FIG. 1;

FIG. 4 is an opposite side view of the shoe sole design of FIG. 1;

[56] **References Cited**

U.S. PATENT DOCUMENTS

D. 123,989	12/1940	Tousley	D2/953
D. 330,973	11/1992	Hatfield	D2/953
D. 333,034	2/1993	McDonald	D2/953
D. 333,555	3/1993	Hatfield et al.	D2/953

FIG. 5 is a front view of the shoe sole design of FIG. 1; and, FIG. 6 is a rear view of the shoe sole design of FIG. 1.

A top view of the shoe sole has not been shown since it is not an element of the claimed design.

1 Claim, 3 Drawing Sheets





FIG. 1

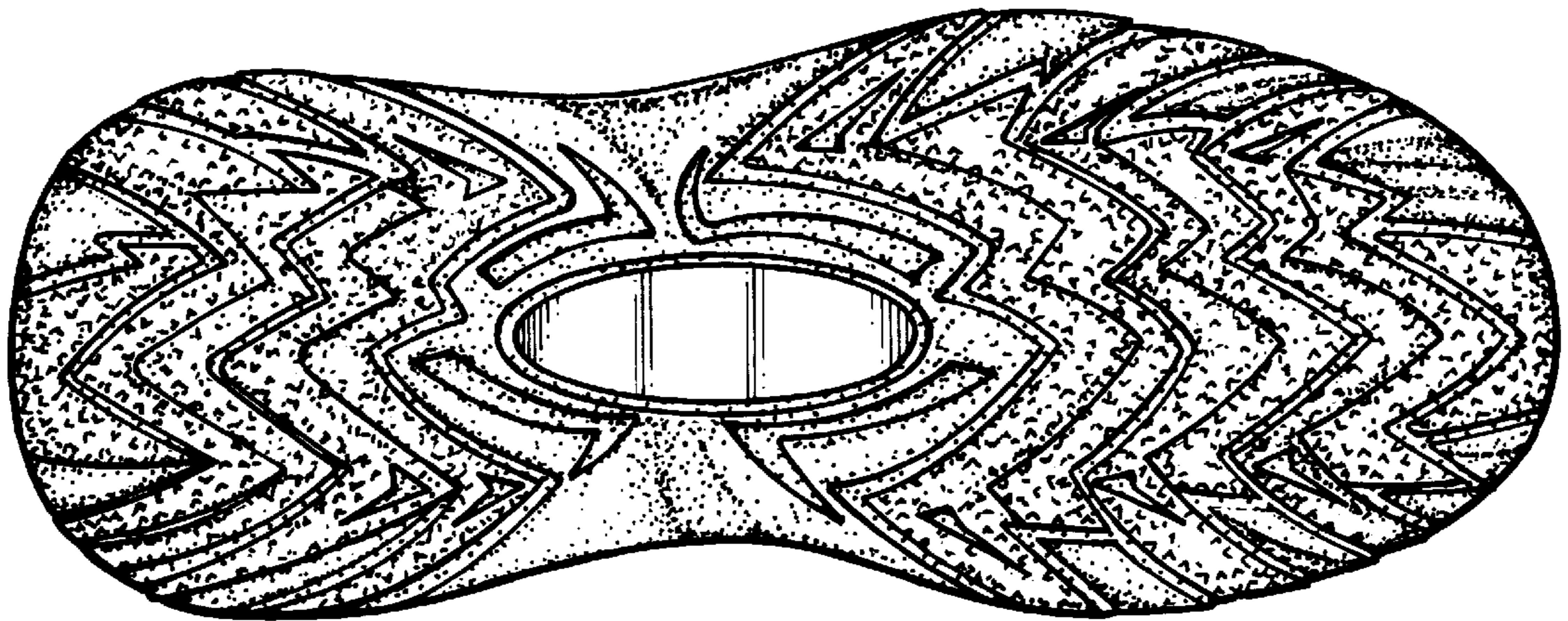


FIG. 2

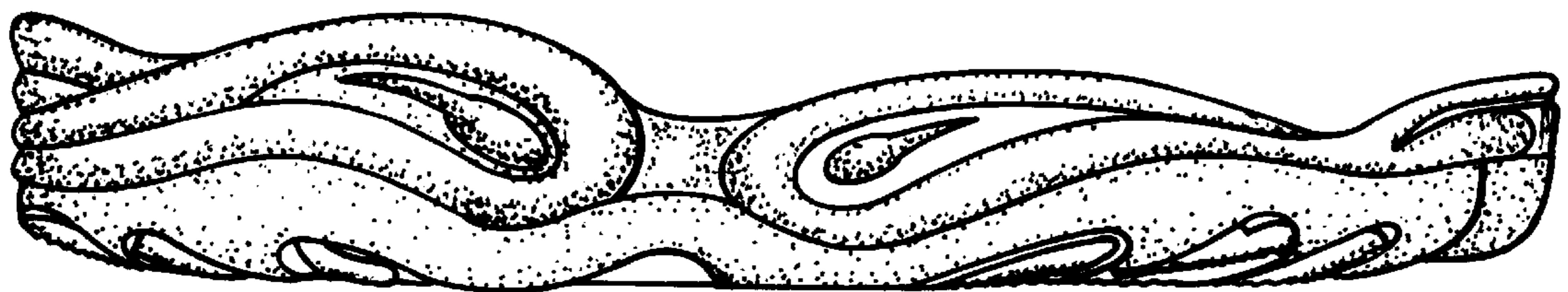


FIG. 3




FIG. 4

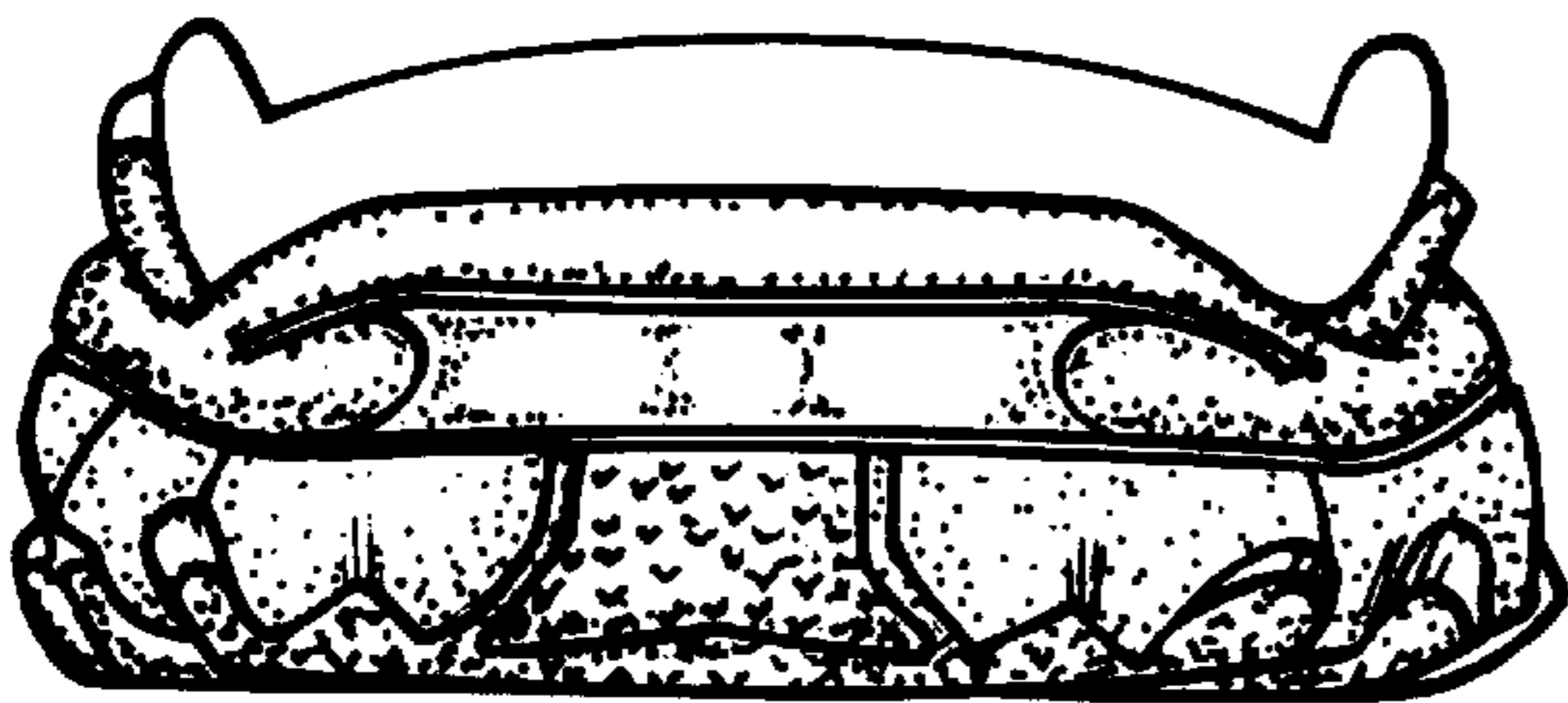


FIG. 5

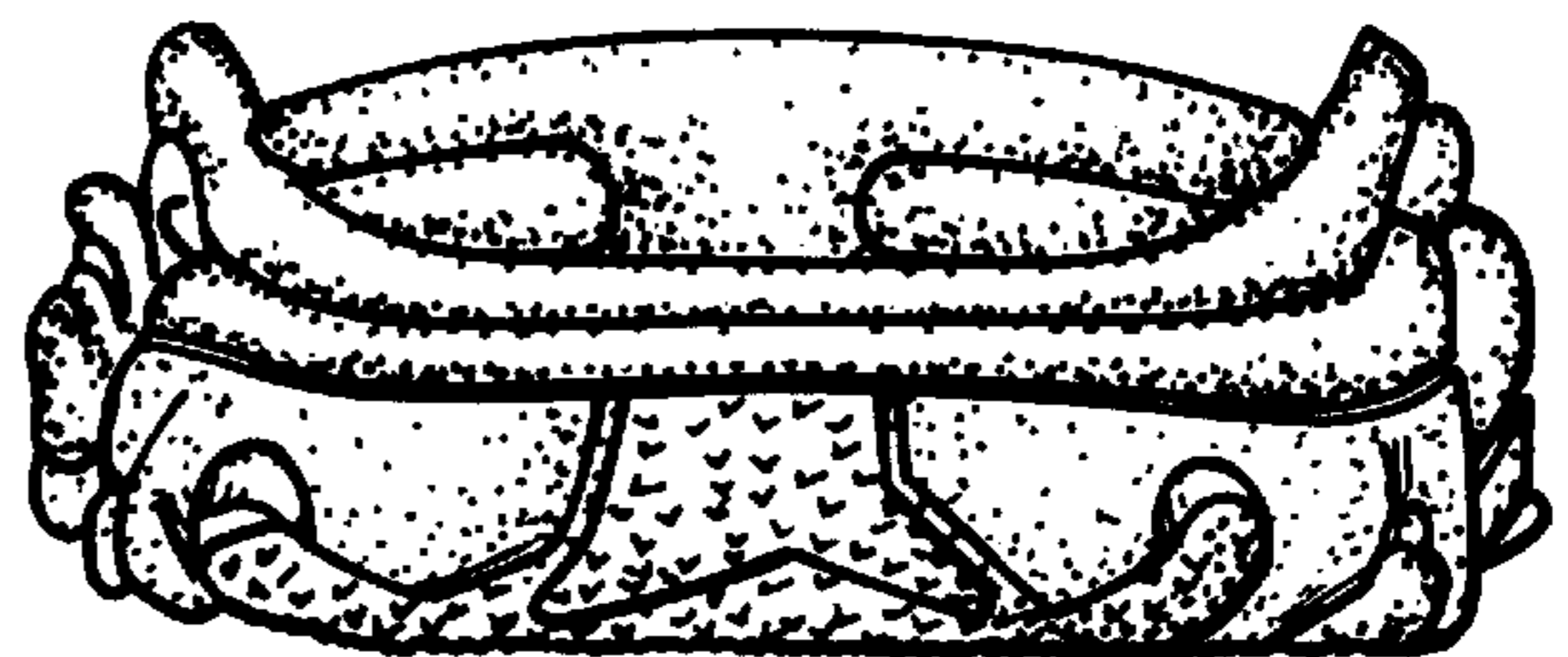


FIG. 6