



US00D401739S

United States Patent [19]
James

[11] **Patent Number: Des. 401,739**

[45] **Date of Patent: **Dec. 1, 1998**

[54] **GRINDING PLATE FOR SHOES**
[75] Inventor: **Brent James**, Manhattan Beach, Calif.
[73] Assignee: **Artemis Innovations Inc.**, Torrance, Calif.
[**] Term: **14 Years**

1,051,880 2/1913 Glenn 36/108
2,297,552 9/1942 Hansen D2/968
4,894,934 1/1990 Illustrato 36/102

Primary Examiner—Doris V. Coles
Attorney, Agent, or Firm—Fulwider Patton Lee & Utecht, LLP

[21] Appl. No.: **73,474**
[22] Filed: **Jul. 9, 1997**

[57] **CLAIM**
The ornamental design for a grinding plate for shoes, as shown and described.

[51] **LOC (6) Cl.** **02-04**
[52] **U.S. Cl.** **D2/946; D2/968**
[58] **Field of Search** D2/946, 947, 968, D2/952; 36/113, 103, 31, 107, 108, 152

DESCRIPTION

FIG. 1 is a perspective view of a grinding plate for shoes showing my new design;
FIG. 2 is a top plan view thereof;
FIG. 3 is a bottom plan view thereof;
FIG. 4 is a left side view thereof;
FIG. 5 is a right side view thereof;
FIG. 6 is a front view thereof; and,
FIG. 7 is a rear view thereof.
The broken line showing of part of a shoe in FIG. 1 is for illustrative purposes only and forms no part of the claimed design.

[56] **References Cited**
U.S. PATENT DOCUMENTS
104,643 6/1870 Punderford 36/152
234,030 11/1880 Hadley et al. 36/108
D. 380,289 7/1997 Sand D2/952
D. 390,345 2/1998 Aird et al. D2/947
398,453 2/1889 Schnarr 36/108
881,079 3/1908 Jolitz 36/108
911,673 2/1909 Oliverr 36/108

1 Claim, 1 Drawing Sheet

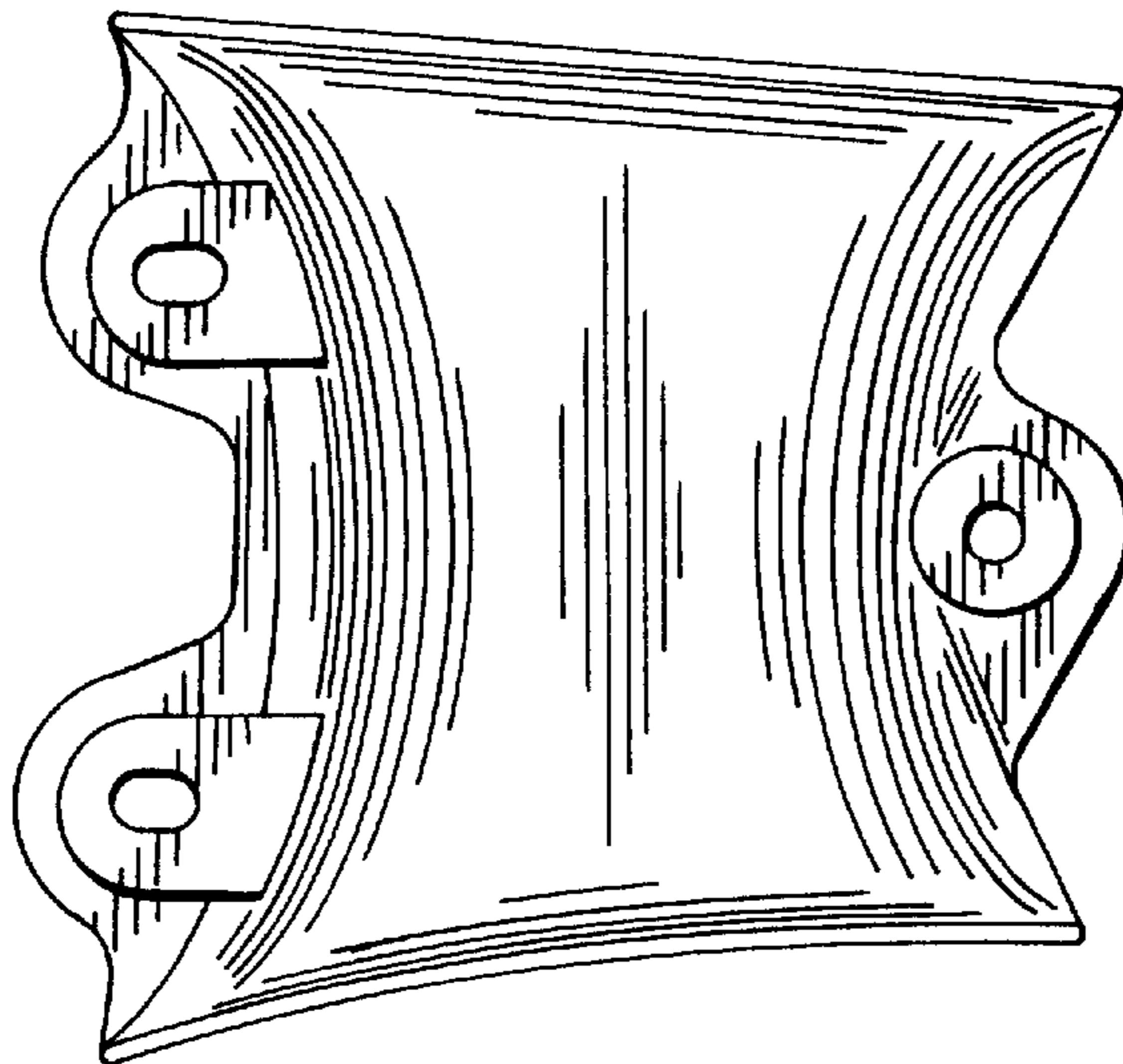


FIG. 1

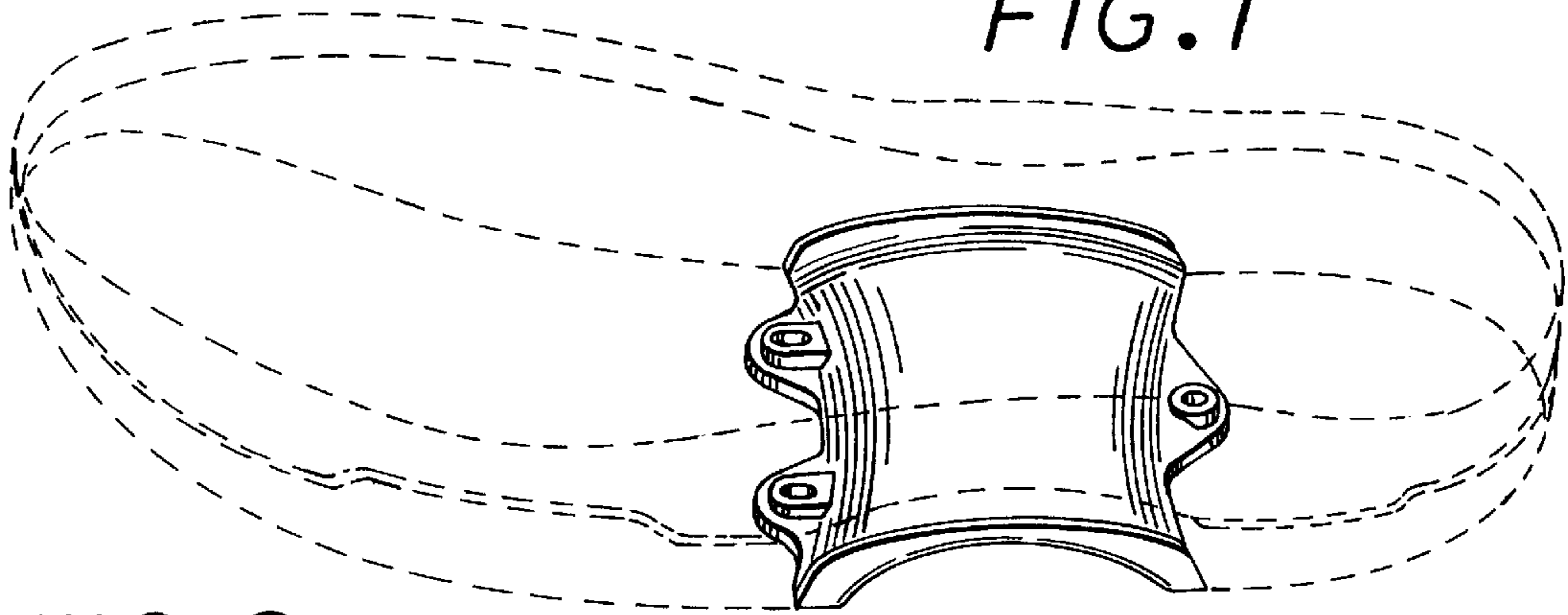


FIG. 2

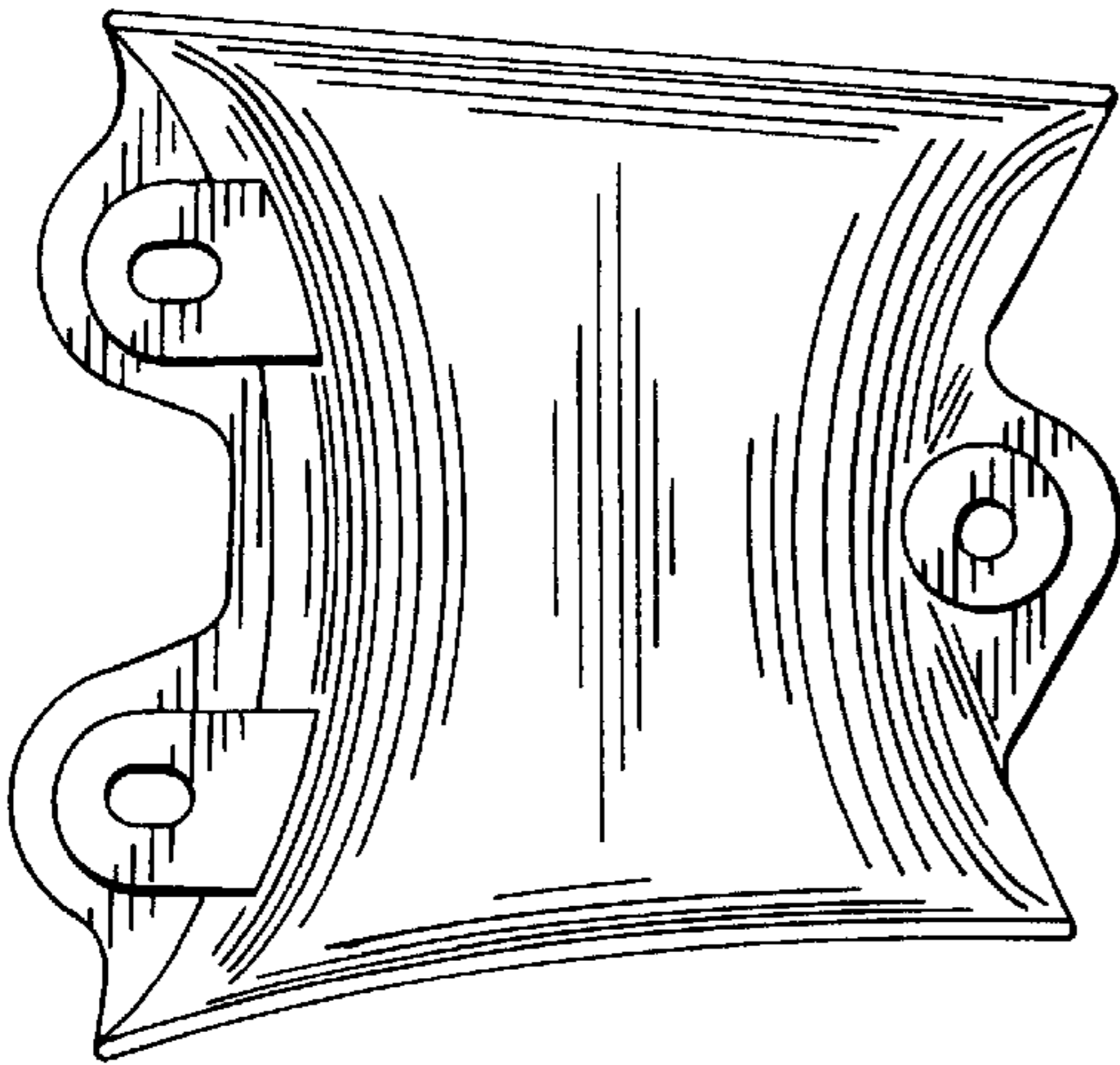


FIG. 3

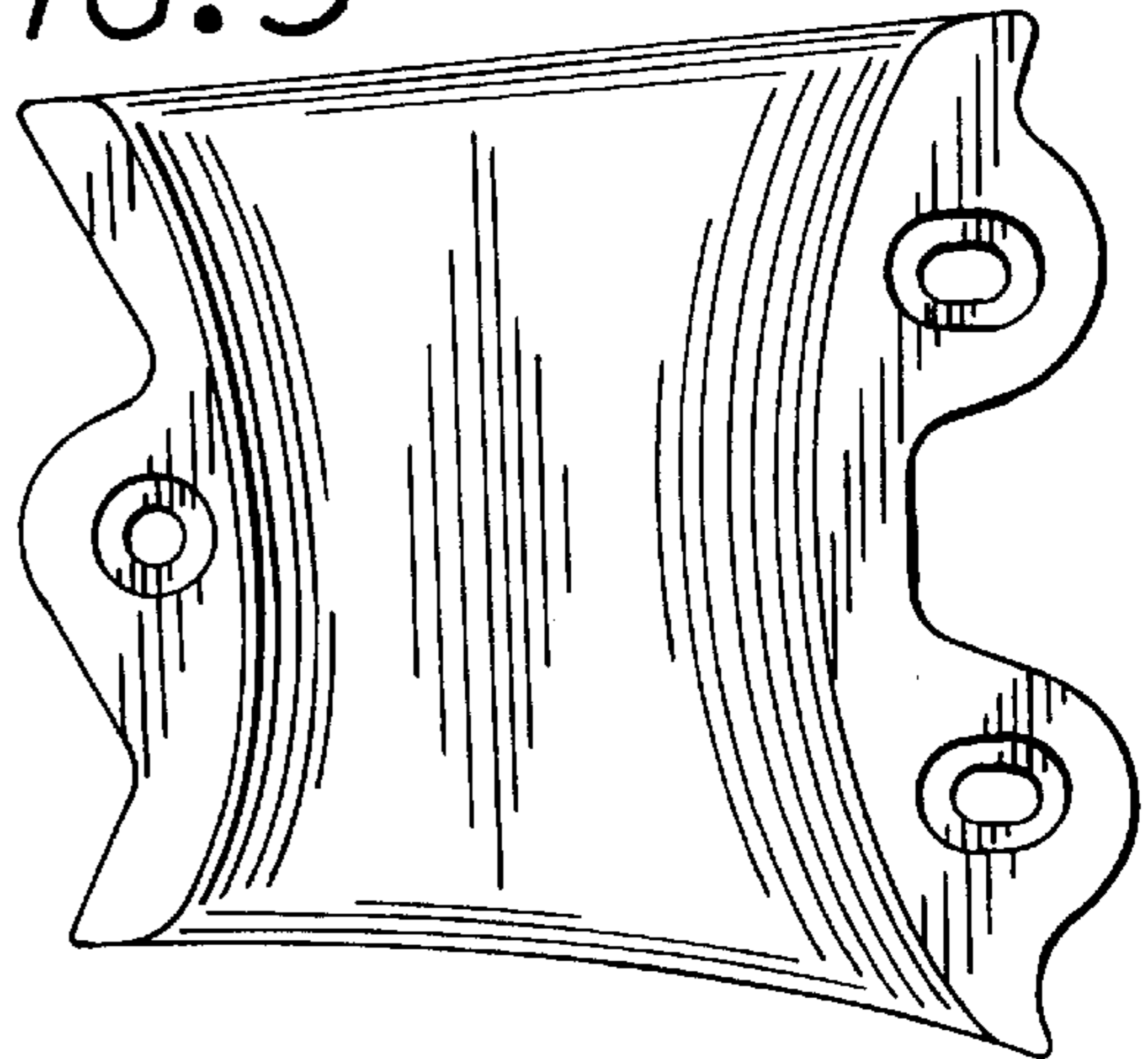


FIG. 4




FIG. 5




FIG. 6




FIG. 7

