



US00D401728S

United States Patent [19]

Kass et al.

[11] Patent Number: **Des. 401,728**

[45] Date of Patent: ****Nov. 24, 1998**

[54] **TRAILER**

[75] Inventors: **John J. Kass; Richard McCoy**, both of Granger, Ind.

[73] Assignee: **Reese Products, Inc.**, Elkhart, Ind.

[**] Term: **14 Years**

[21] Appl. No.: **61,267**

[22] Filed: **Oct. 18, 1996**

[51] **LOC (6) Cl.** **12-02**

[52] **U.S. Cl.** **D34/26; D34/24**

[58] **Field of Search** D34/24, 26, 22, D34/27; 280/30, 47.26, 47.32, 63, 79.2, 656, 43.1, 47.18, 47.33, 789

[56] **References Cited**

U.S. PATENT DOCUMENTS

D. 341,460	11/1993	Parshall et al.	D34/24
2,876,036	3/1959	Olson .	
3,325,206	6/1967	Carlson .	
3,458,231	7/1969	Glass .	
3,784,230	1/1974	Worrall, Jr. .	
4,126,324	11/1978	Browning .	
4,165,096	8/1979	Lewis, Jr. et al. .	
4,175,768	11/1979	Thackray	280/656 X
4,372,568	2/1983	Campbell .	

4,417,765	11/1983	Wirsbinski	280/47.26 X
4,457,546	7/1984	Wiant et al.	280/47.26 X
4,480,851	11/1984	St. Pierre	250/656
4,529,220	7/1985	Wright et al.	280/656
4,740,008	4/1988	Johnson	280/47.18 X
5,020,813	6/1991	Gottschalk	280/656 X
5,249,821	10/1993	Ricketts et al.	280/656 X

Primary Examiner—Susan J. Lucas
Assistant Examiner—Cynthia Ramirez
Attorney, Agent, or Firm—King and Schickli

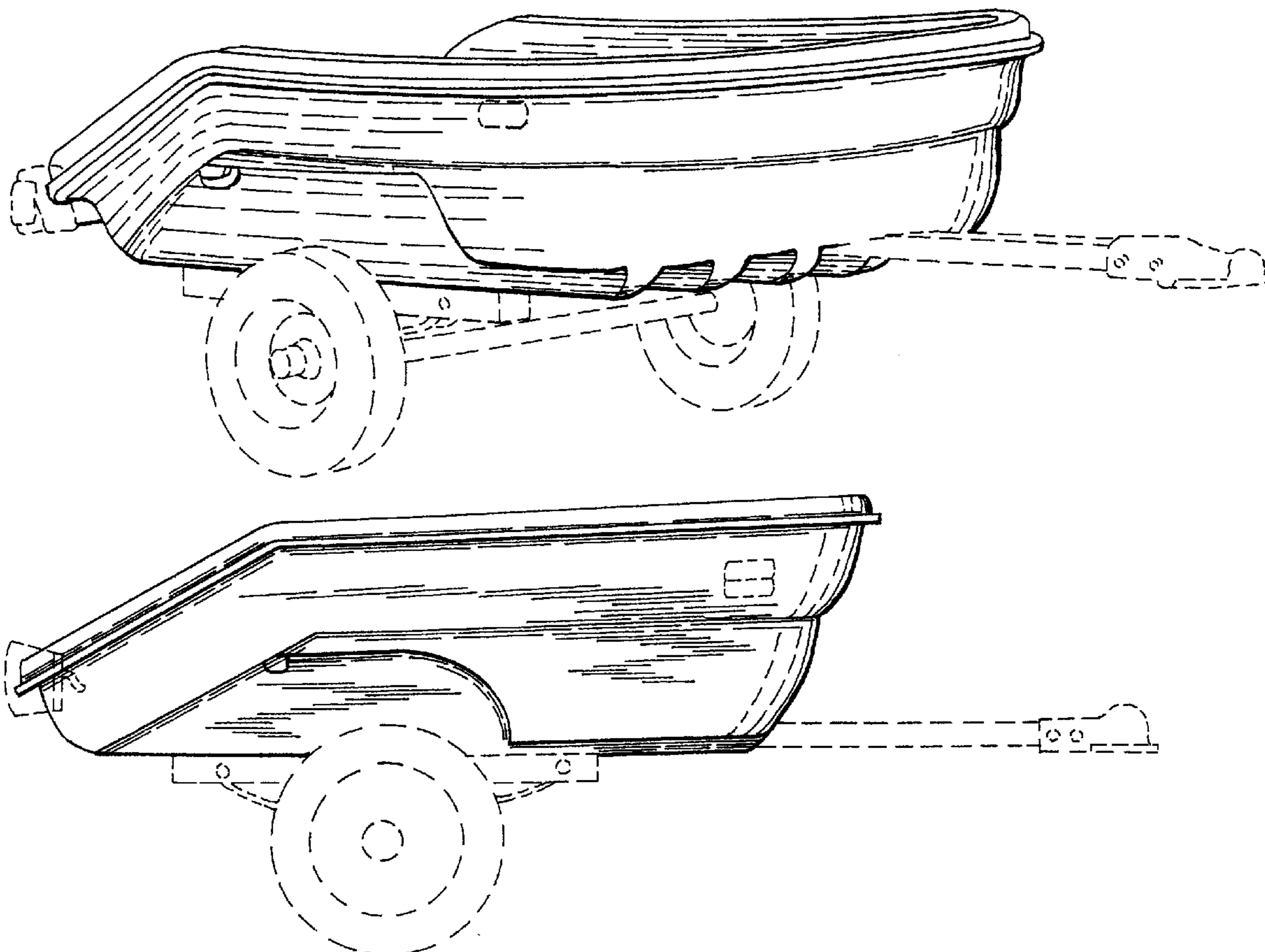
[57] **CLAIM**

The ornamental design of a trailer, as shown and described.

DESCRIPTION

FIG. 1 is a perspective view of the trailer of the present invention;
FIG. 2 is a front elevational view thereof;
FIG. 3 is a right side elevational view thereof, the left side elevational view being a mirror image thereof;
FIG. 4 is a rear elevational view thereof;
FIG. 5 is a bottom plan view thereof; and,
FIG. 6 is a top plan view thereof.
The broken line showing of the trailer support and the tires in all the figures is for illustrative purposes only and forms no part of the claimed design.

1 Claim, 3 Drawing Sheets



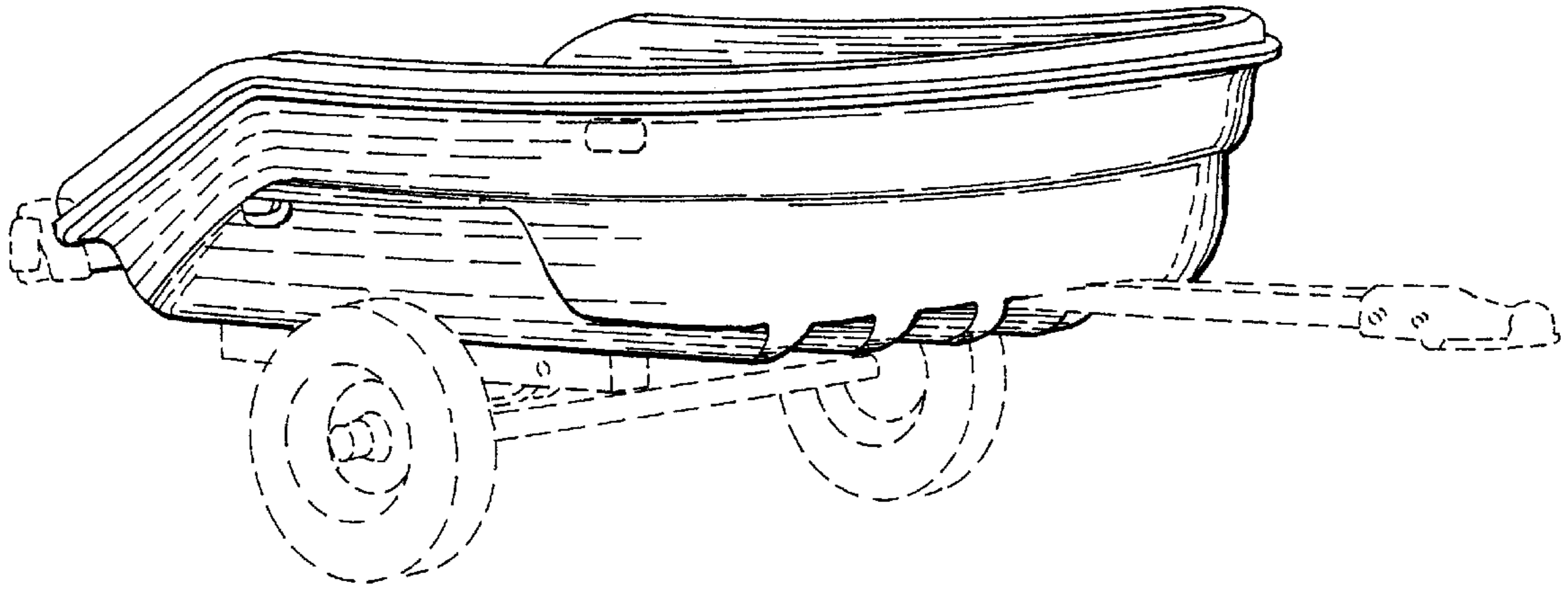


Fig. 1




Fig. 2




Fig. 3

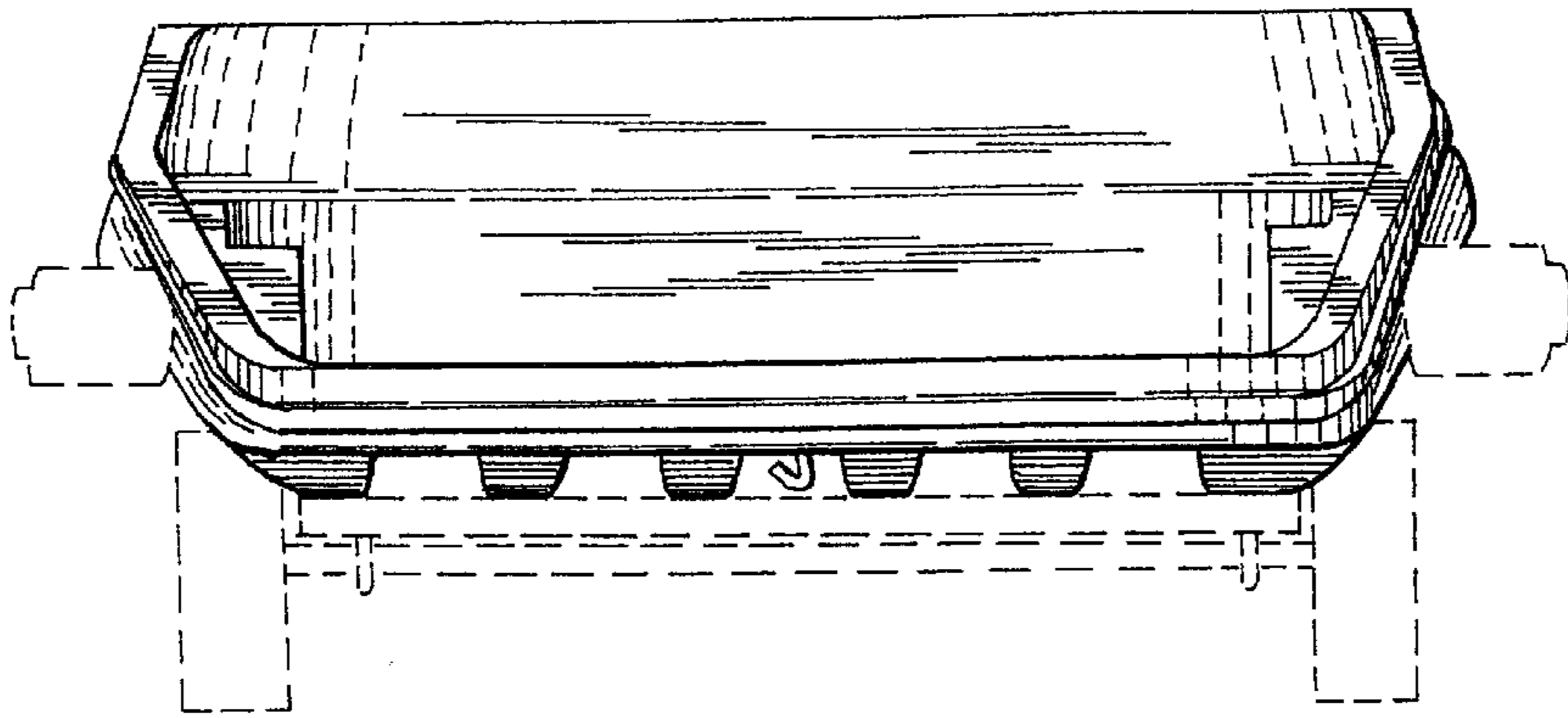


Fig. 2

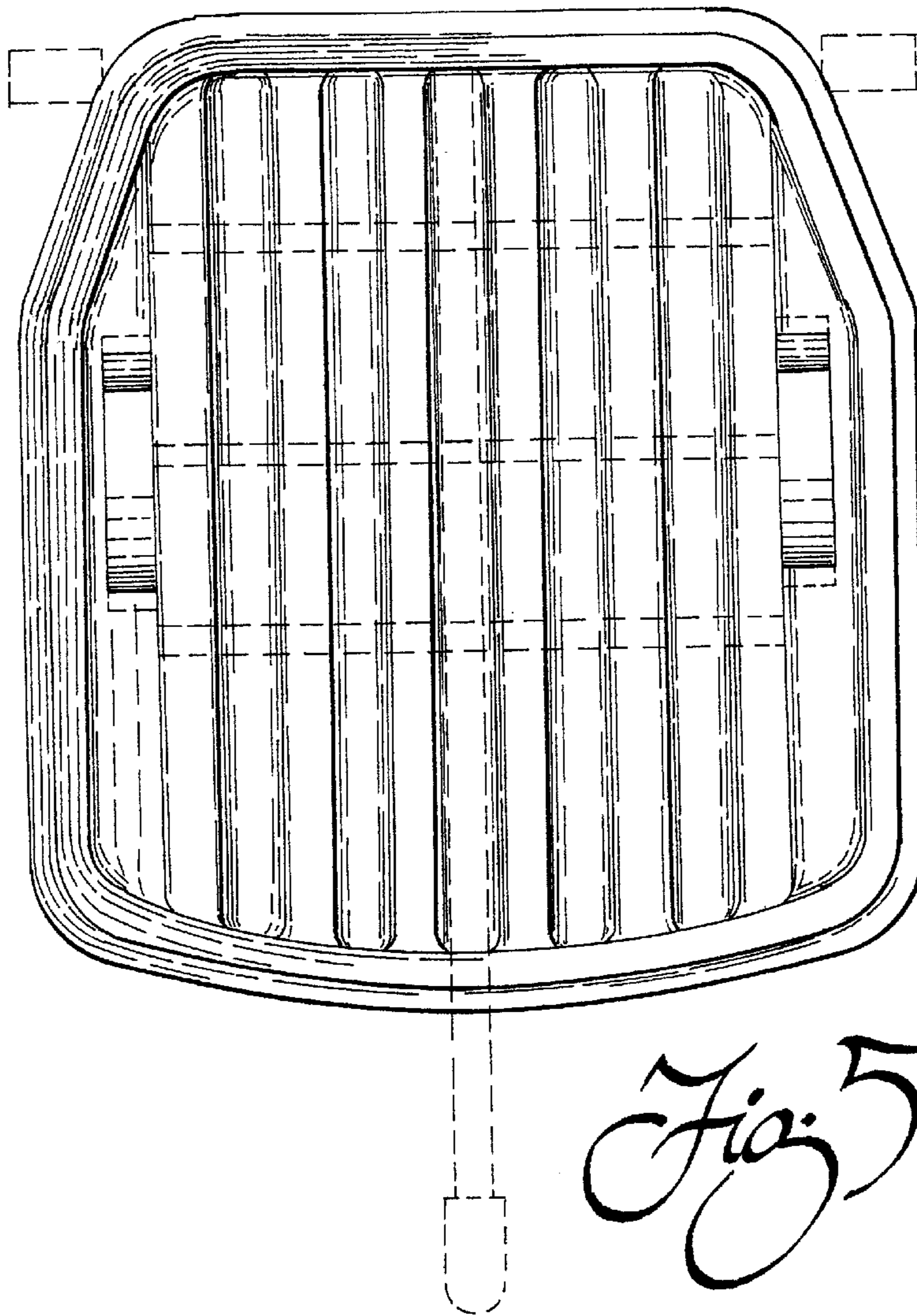


Fig. 5

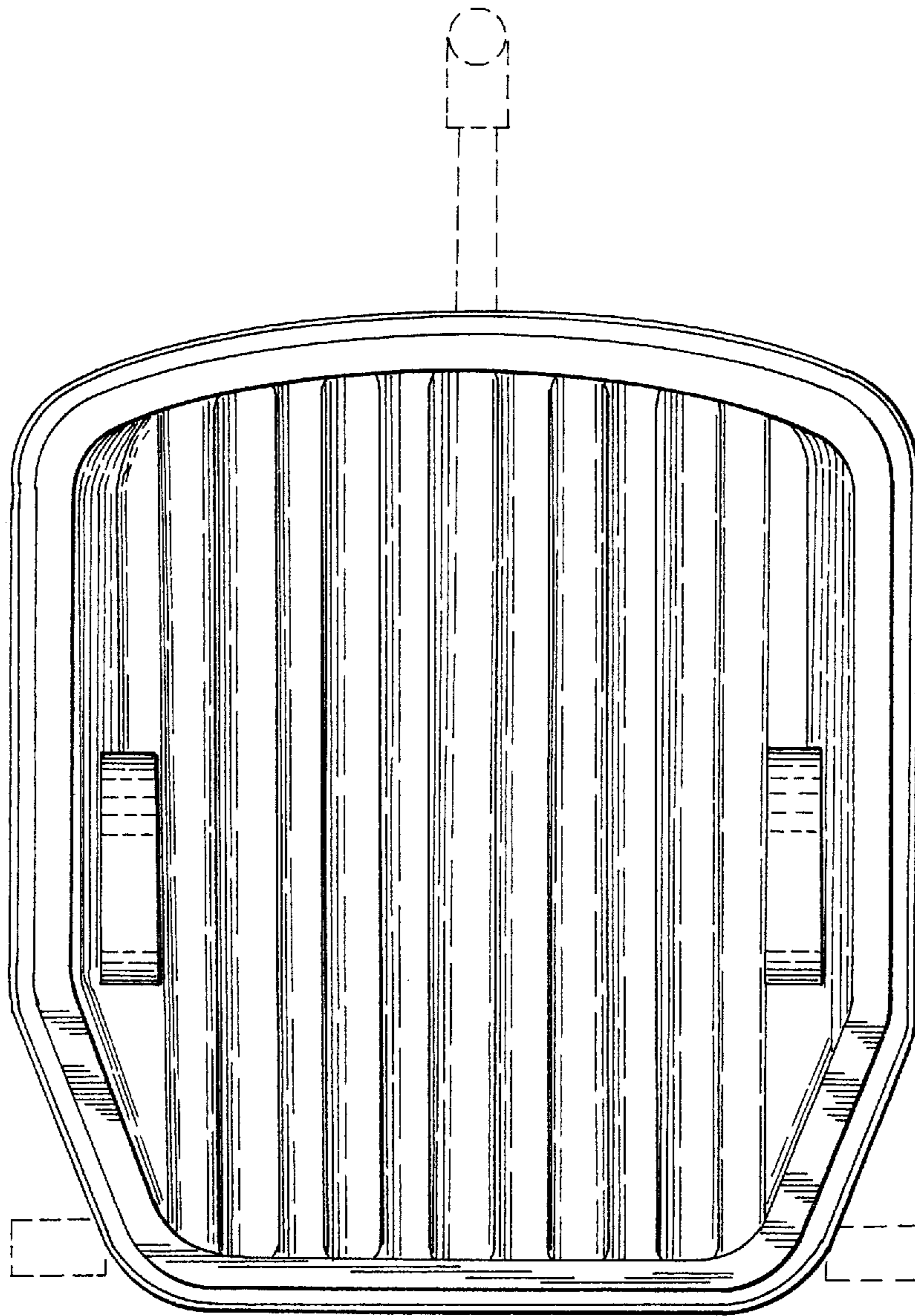


Fig. 6