



US00D401708S

United States Patent [19]

Arbak et al.

[11] Patent Number: **Des. 401,708**

[45] Date of Patent: ****Nov. 24, 1998**

[54] **WASTE RECEPTACLE**

[75] Inventors: **John Richard Arbak**, Ventura; **Allan Cameron**, Santa Monica, both of Calif.

[73] Assignee: **Bobrick Washroom Equipment, Inc.**, North Hollywood, Calif.

[**] Term: **14 Years**

[21] Appl. No.: **73,369**

[22] Filed: **Jul. 7, 1997**

[51] **LOC (6) Cl.** **09-09**

[52] **U.S. Cl.** **D34/1**

[58] **Field of Search** D34/1, 5-9; D6/515, D6/553; 220/403-4, 908-911; 248/95

[56] **References Cited**

U.S. PATENT DOCUMENTS

- D. 296,142 6/1988 Adamson D34/7
- D. 332,679 1/1993 Hines .
- D. 332,849 1/1993 Hines D34/1
- D. 334,266 3/1993 Hines D34/1

- D. 366,743 1/1996 Davenport D34/7
- D. 388,578 12/1997 Arbak et al. .
- 511,156 12/1893 Newton 220/908
- 3,057,506 10/1962 Wetlesen 220/908
- 4,711,367 12/1987 Albertson 220/404
- 5,492,238 2/1996 Scholl et al. 220/908

Primary Examiner—Alan P. Douglas
Assistant Examiner—Robin V. Taylor
Attorney, Agent, or Firm—Pretty, Schroeder & Poplawski

[57] **CLAIM**

The ornamental design for a waste receptacle, as shown and described.

DESCRIPTION

FIG. 1 is a front view of a waste receptacle incorporating the invention;
FIG. 2 is a right side view of the waste receptacle, the left side being a mirror image;
FIG. 3 is a top view of the receptacle; and,
FIG. 4 is a bottom view of the receptacle.
The back of the receptacle is plain and unornamented.

1 Claim, 3 Drawing Sheets




FIG. 1

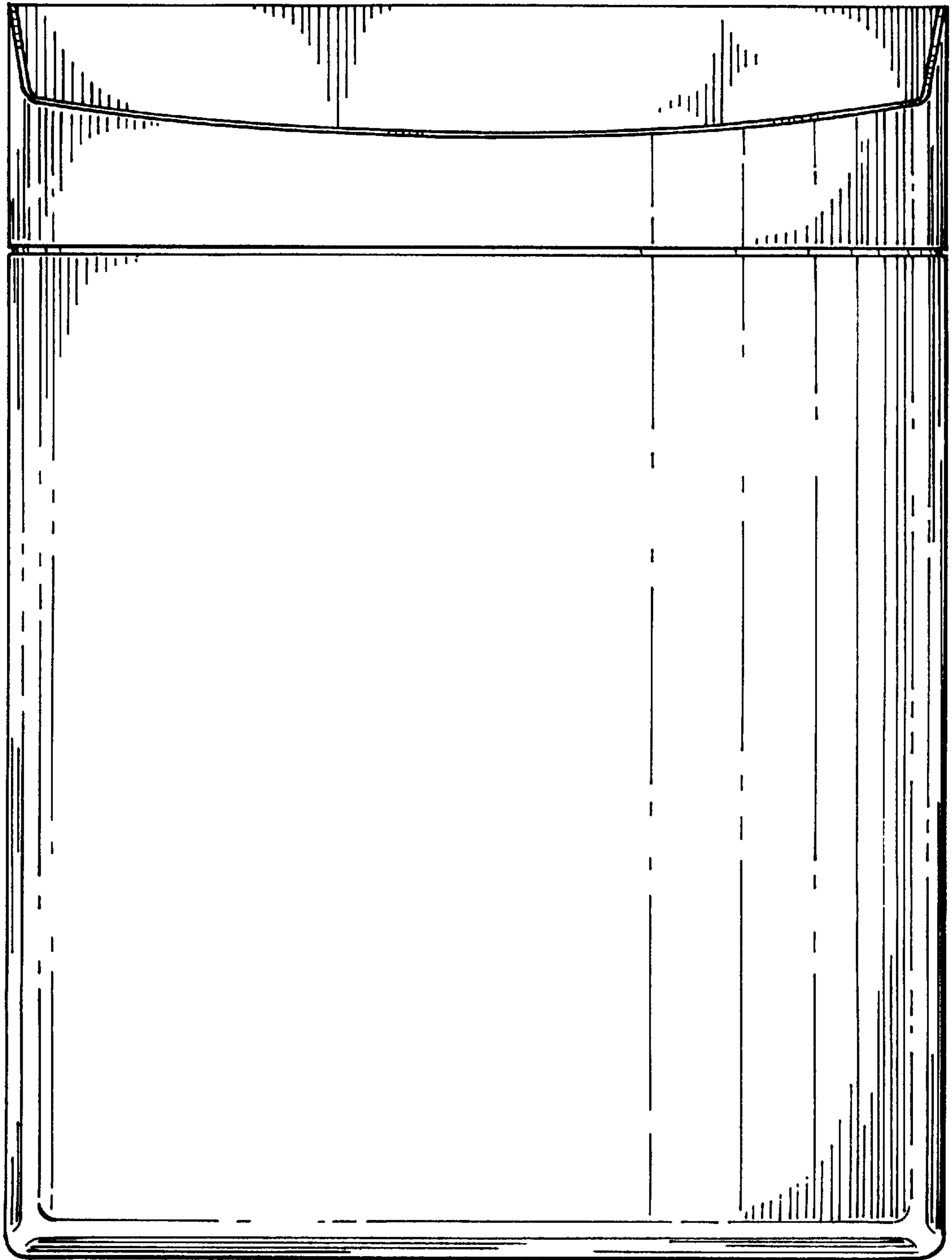


FIG. 2

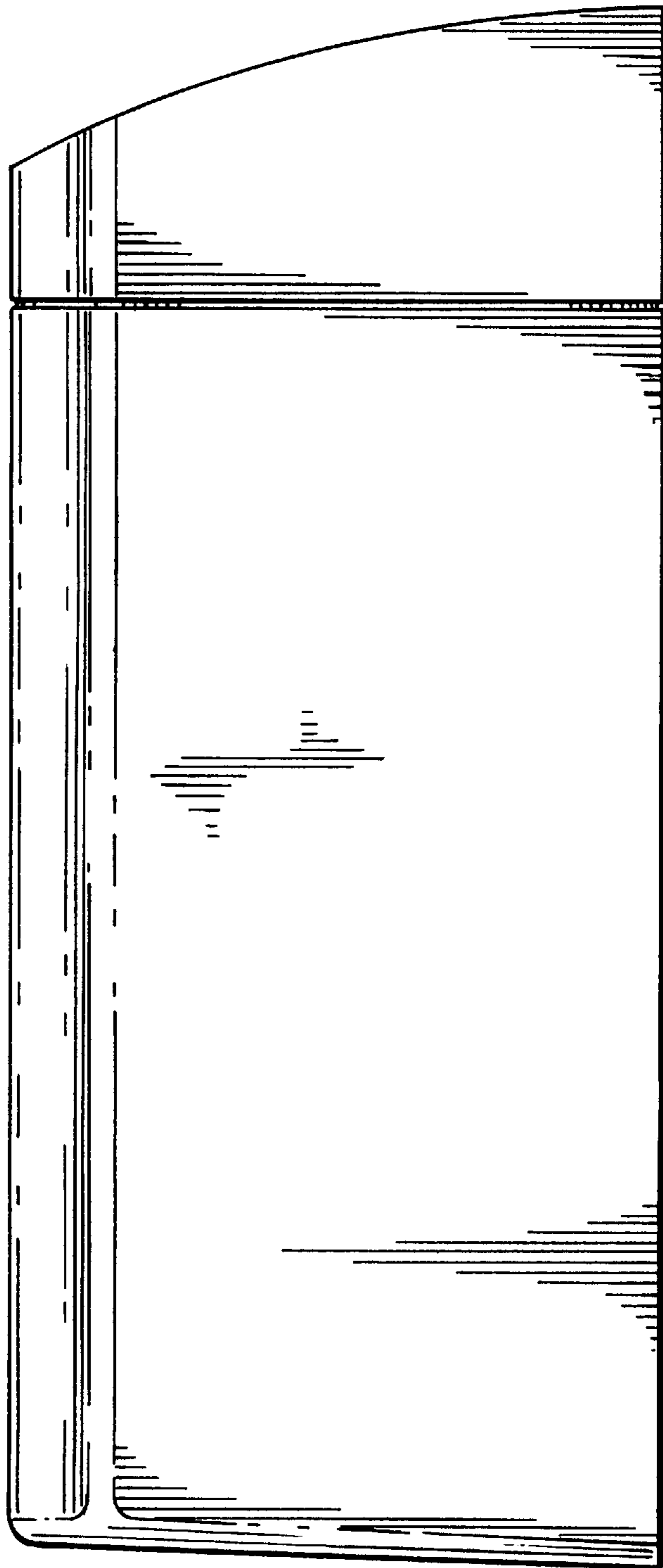


FIG. 3

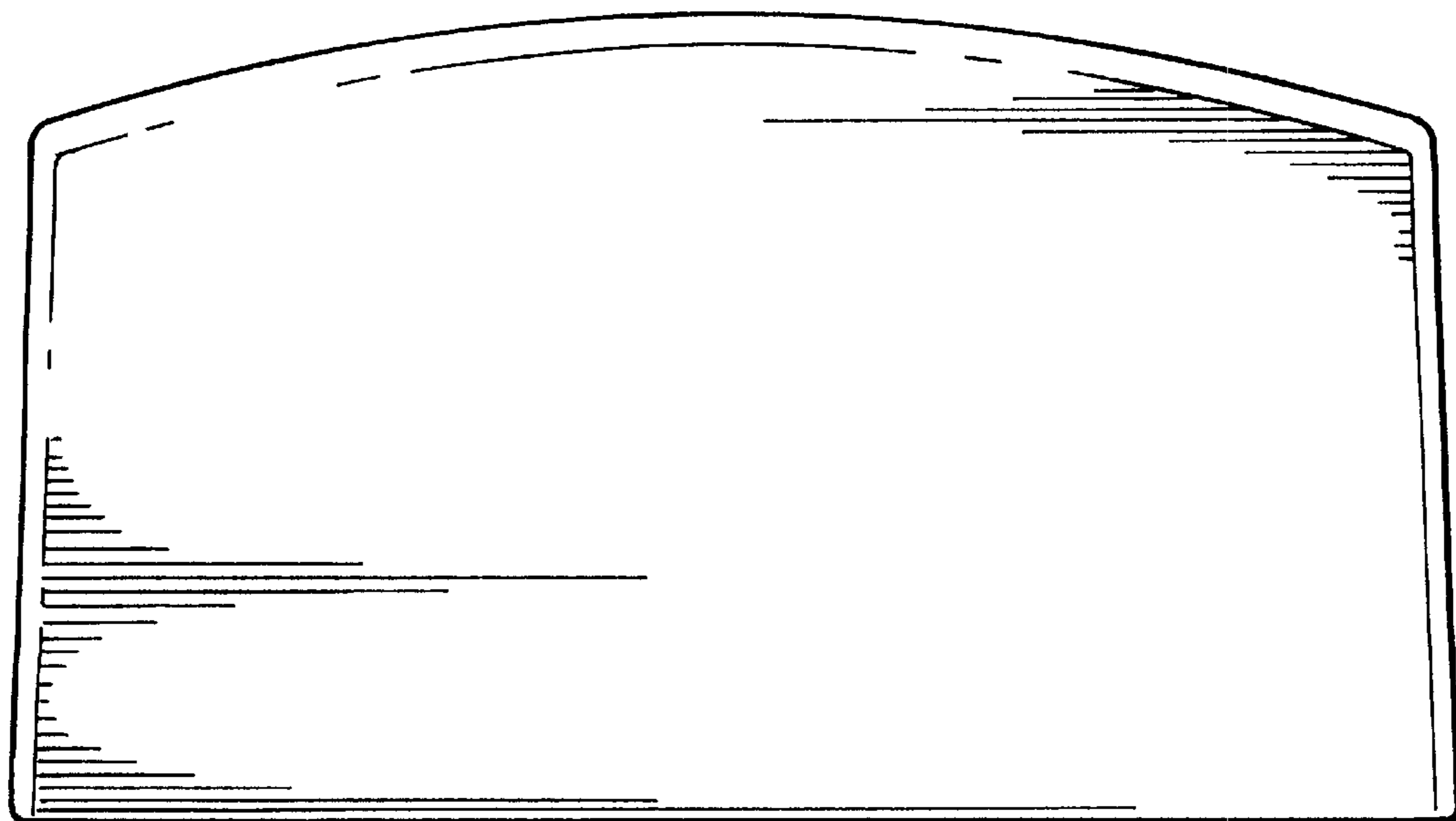
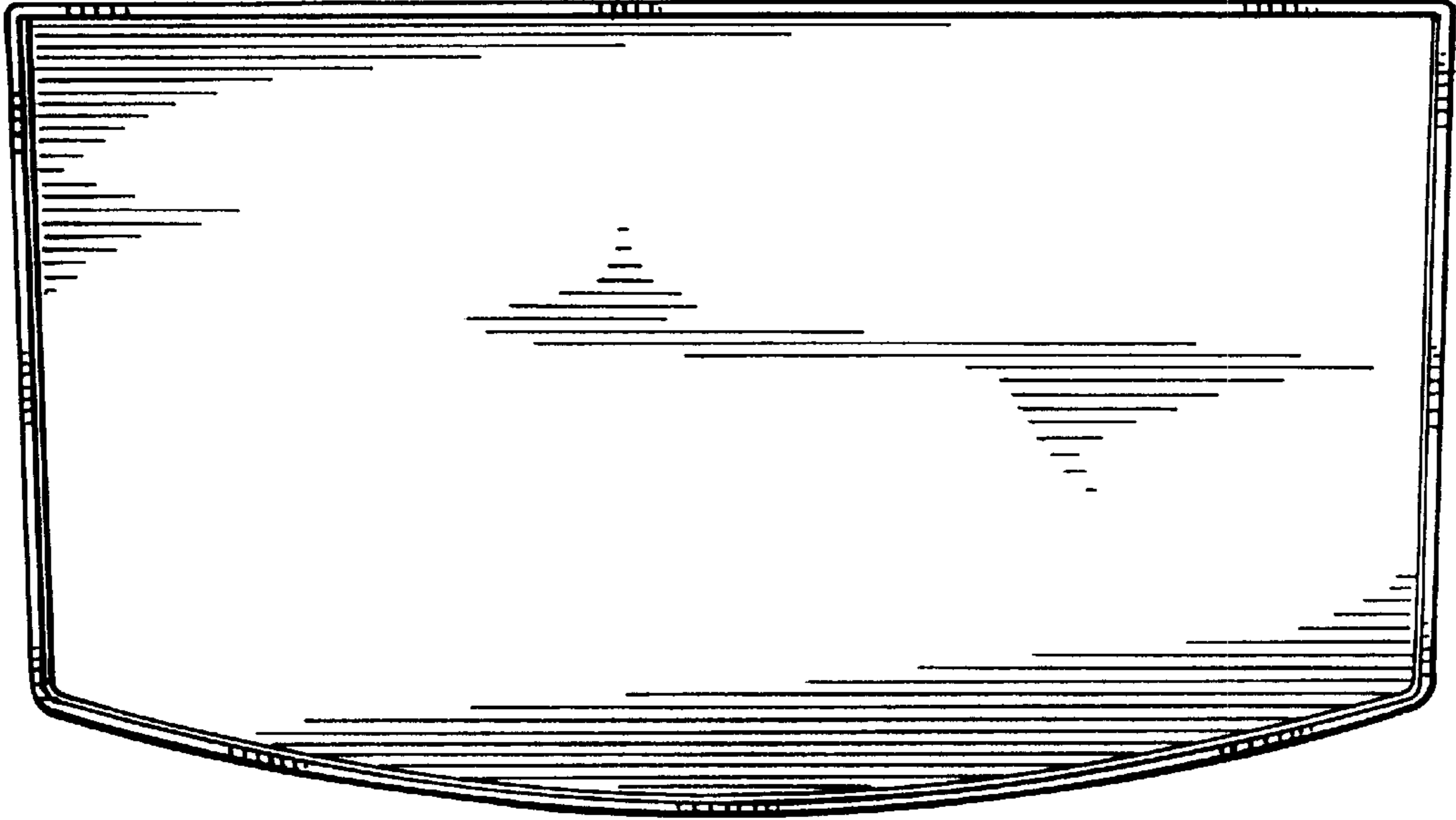


FIG. 4