



US00D401648S

United States Patent [19]

Kasasima et al.

[11] **Patent Number: Des. 401,648**

[45] **Date of Patent: **Nov. 24, 1998**

[54] **GOLF BALL**

D. 328,626 8/1992 Young et al. D21/205
D. 345,773 4/1994 Sanchez D21/205

[75] Inventors: **Atuki Kasasima; Keisuke Ihara**, both of Chichibu, Japan

[73] Assignee: **Bridgestone Sports Co., Ltd.**, Tokyo, Japan

[**] Term: **14 Years**

Primary Examiner—Terry A. Wallace
Assistant Examiner—Richelle Shelton
Attorney, Agent, or Firm—Sughrue, Mion, Zinn, Macpeak & Seas, PLLC

[21] Appl. No.: **63,330**

[22] Filed: **Dec. 5, 1996**

[57] **CLAIM**

The ornamental design for a golf ball, is shown and described.

[30] **Foreign Application Priority Data**

DESCRIPTION

Jun. 7, 1996 [JP] Japan 8-16825

[51] **LOC (6) Cl.** **21-02**

[52] **U.S. Cl.** **D21/709**

[58] **Field of Search** D21/205; 473/378–385, 473/134

FIG. 1 is a front elevational view of the golf ball, the rear elevational view being a mirror image thereof;

FIG. 2 is a top plan view, the bottom plan view being a mirror image thereof; and,

FIG. 3 is a right side elevational view, the left side elevational view being a same image thereof.

[56] **References Cited**

U.S. PATENT DOCUMENTS

D. 243,866 3/1977 Shaw et al. D21/205

1 Claim, 2 Drawing Sheets

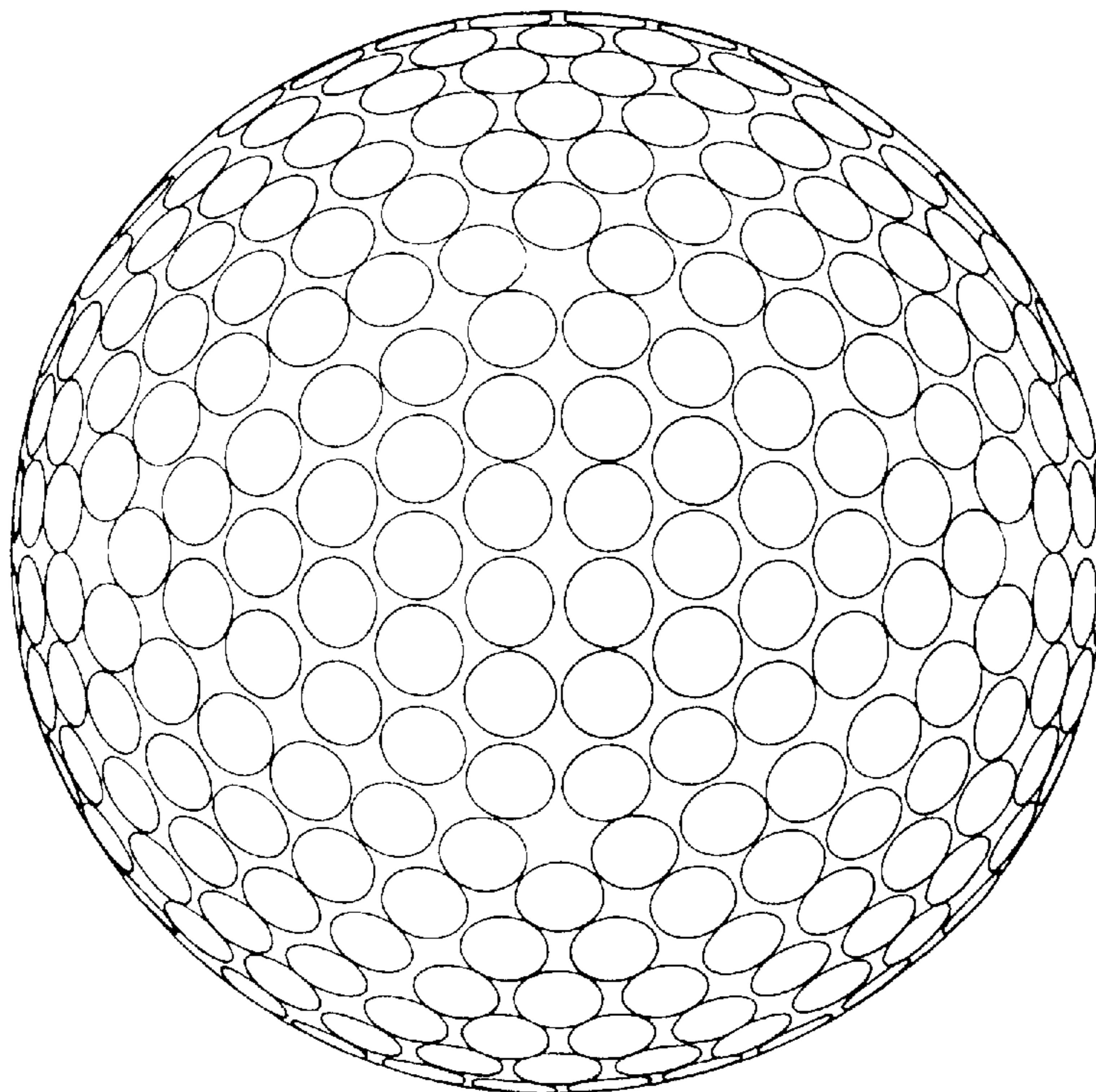


FIG.1

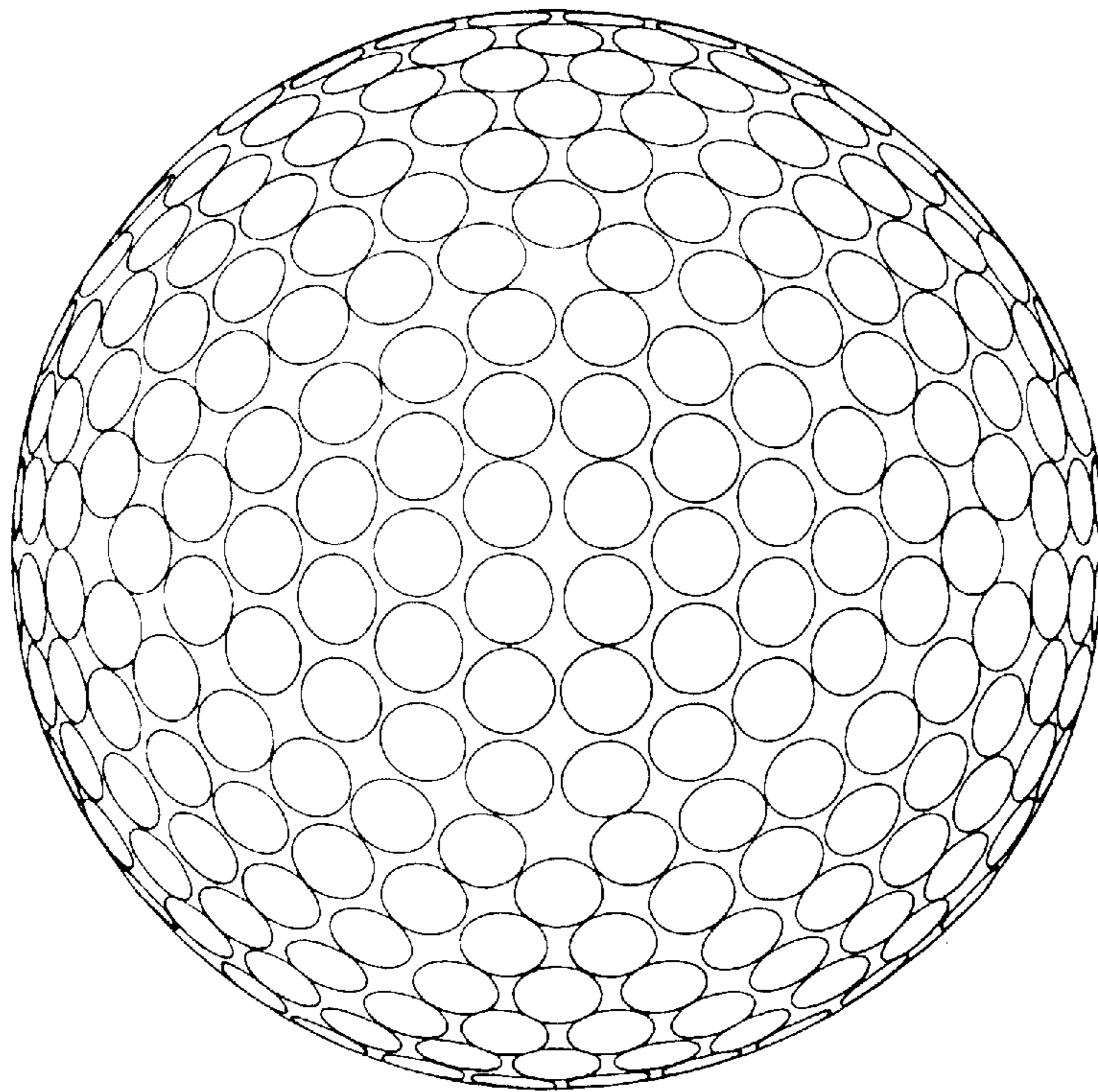


FIG.2

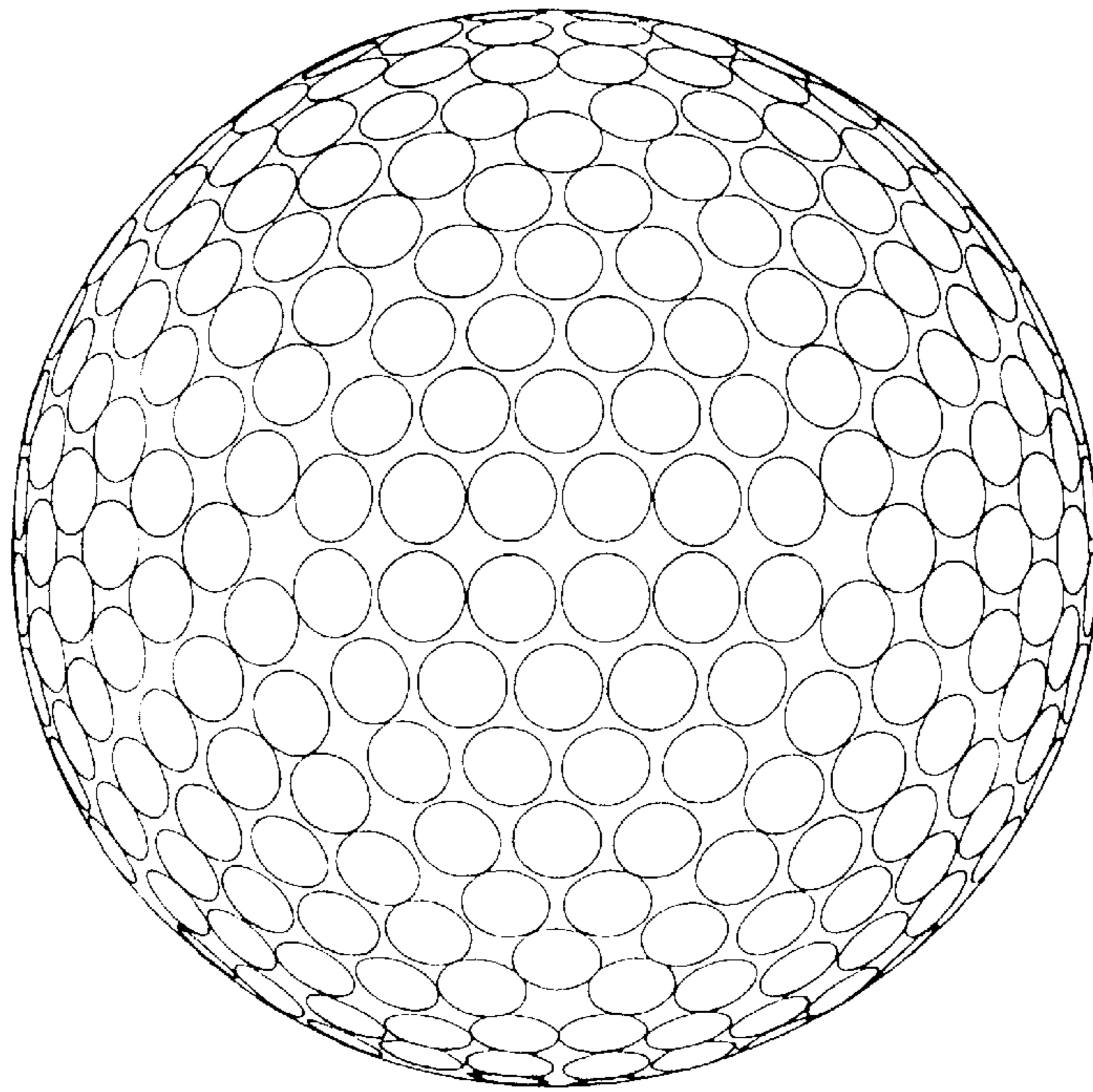


FIG.3

