



US00D401647S

**United States Patent** [19]  
**Kasasima**

[11] **Patent Number: Des. 401,647**  
[45] **Date of Patent: \*\*Nov. 24, 1998**

[54] **GOLF BALL**

[75] Inventor: **Atuki Kasasima**, Chichibu, Japan

[73] Assignee: **Bridgestone Sports Co., Ltd.**, Tokyo, Japan

[\*\*] Term: **14 Years**

[21] Appl. No.: **63,329**

[22] Filed: **Dec. 5, 1996**

[30] **Foreign Application Priority Data**

Jun. 7, 1996 [JP] Japan ..... 8-16826

[51] **LOC (6) Cl.** ..... **21-02**

[52] **U.S. Cl.** ..... **D21/709**

[58] **Field of Search** ..... D21/204, 205;  
473/378-384

[56] **References Cited**

**U.S. PATENT DOCUMENTS**

D. 340,488 10/1993 Aoyama ..... D21/205

D. 350,578 9/1994 Sanchez ..... D21/205  
D. 355,943 2/1995 Cadorniga ..... D21/205  
4,880,241 11/1989 Melvin et al. .... 473/379  
4,932,664 6/1990 Pocklington et al. .... 473/384  
5,201,522 4/1993 Pocklington et al. .... 473/384  
5,518,246 5/1996 Moriyama et al. .... 473/384

*Primary Examiner*—Ted Shooman  
*Assistant Examiner*—Richelle Shelton  
*Attorney, Agent, or Firm*—Sughrue, Mion, Zinn, Macpeak & Seas, PLLC

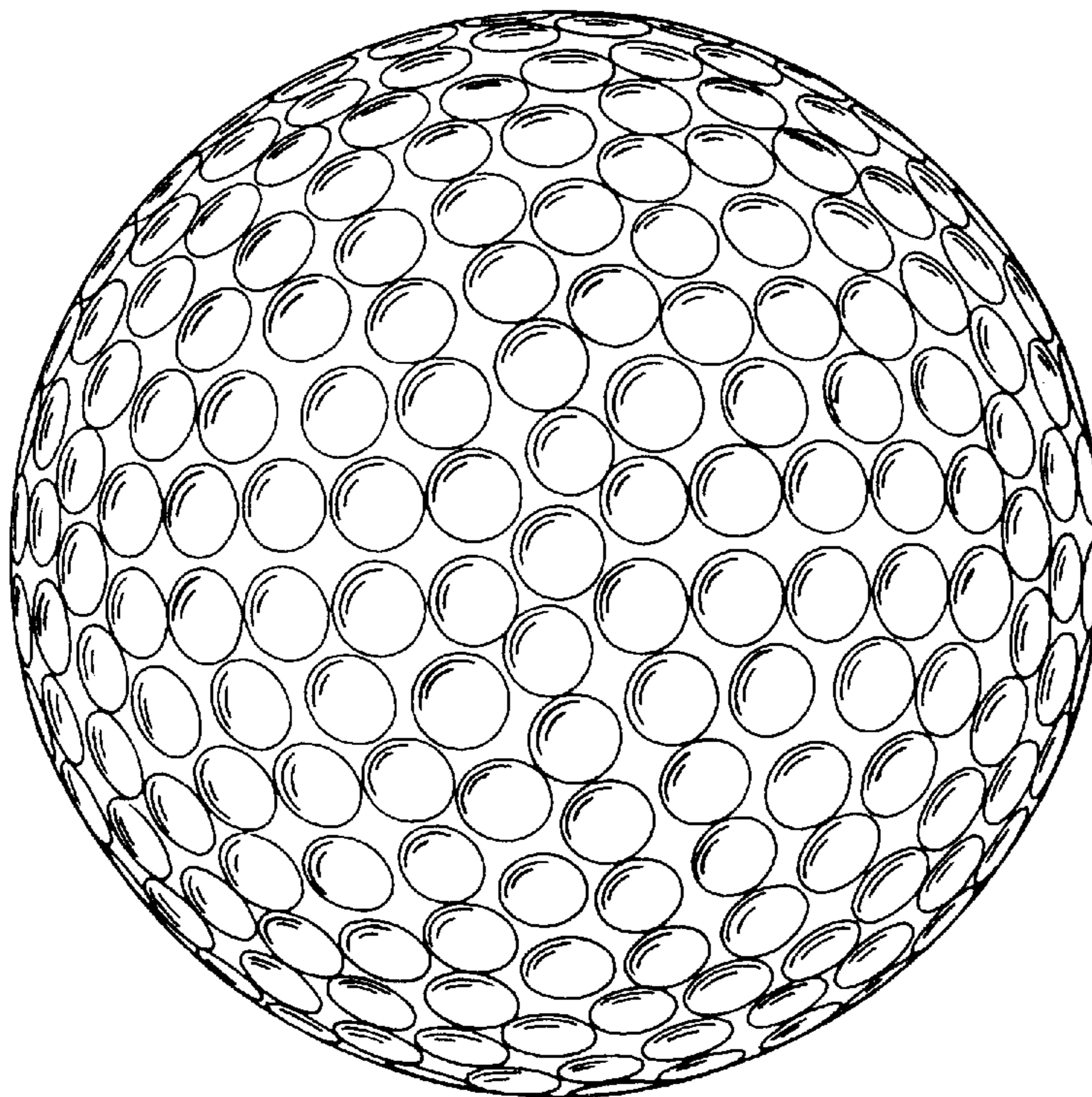
[57] **CLAIM**

The ornamental design for a golf ball, as shown and described.

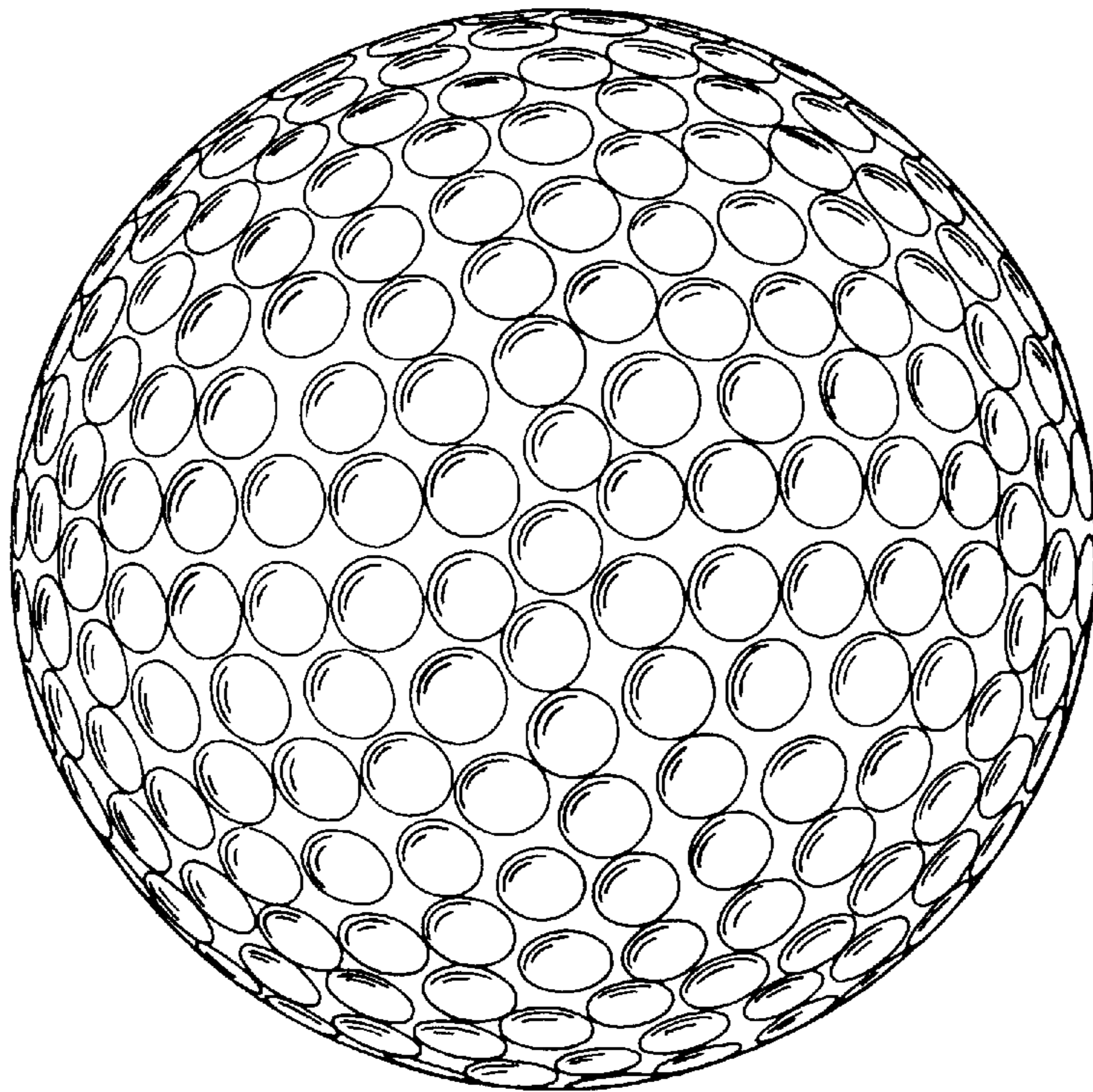
**DESCRIPTION**

FIG. 1 is a front elevational view of the golf ball, the rear elevational view being a mirror image thereof; FIG. 2 is a top plan view, the bottom plan view being a mirror image thereof; and, FIG. 3 is a right side elevational view, the left side elevational view being a mirror image thereof.

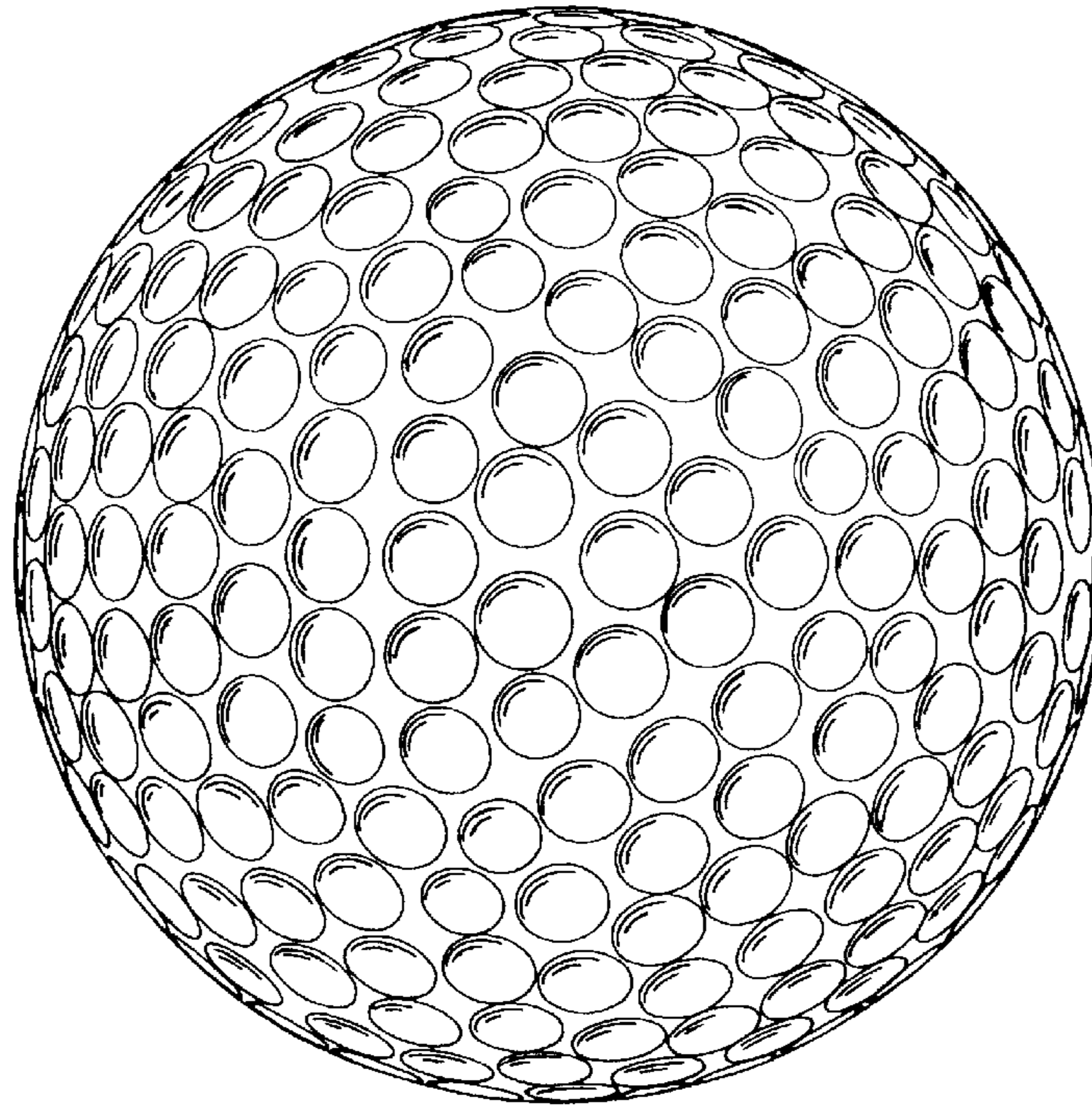
**1 Claim, 2 Drawing Sheets**



**FIG. 1**



**FIG.2**



**FIG.3**

